



US00D462172S

(12) **United States Design Patent**
Aurelio, Jr.

(10) **Patent No.:** **US D462,172 S**

(45) **Date of Patent:** **** Sep. 3, 2002**

(54) **HAND BAG SUPPORT**

D384,505 S 10/1997 Stewart
D429,899 S * 8/2000 Schwartz D3/328

(76) Inventor: **Amado D Aurelio, Jr.**, 101-A Hornsey Rd, Islington, London N7 6DN (GB)

* cited by examiner

(**) Term: **14 Years**

Primary Examiner—Doris Clark
Assistant Examiner—Deanne Levy

(21) Appl. No.: **29/137,942**

(57) **CLAIM**

(22) Filed: **Mar. 5, 2001**

The ornamental design for a hand bag support, as shown and described.

(51) **LOC (7) Cl.** **03-99**

(52) **U.S. Cl.** **D3/328**

(58) **Field of Search** D3/328, 304; D6/315, D6/317, 323, 327, 513; D8/349, 367, 373; 223/DIG. 2, DIG. 4; 211/13.1, 113, 118; 248/302, 304, 309, 914, 309.1

DESCRIPTION

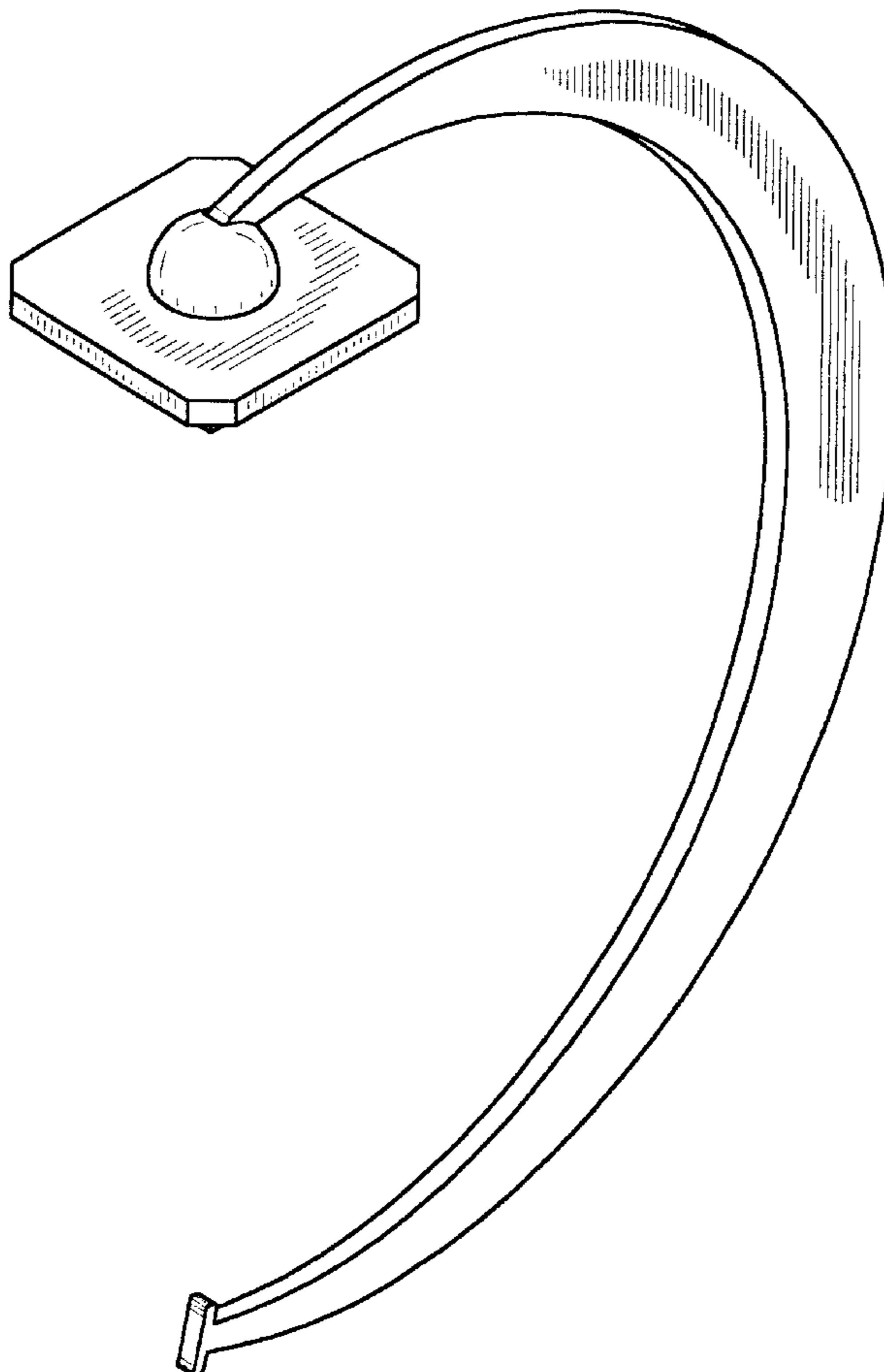
FIG. 1 is a right side elevational view of the hand bag support of the present invention;
FIG. 2 is a left side elevational view of the hand bag support of FIG. 1;
FIG. 3 is a front elevational view of the hand bag support of FIG. 1, the rear view being a mirror image thereof;
FIG. 4 is a top plan view of the hand bag support of FIG. 1;
FIG. 5 is a bottom plan view of the hand bag support of FIG. 1; and,
FIG. 6 is a top, rear perspective view of the hand bag support of FIG. 1.

(56) **References Cited**

U.S. PATENT DOCUMENTS

2,473,086	A	*	6/1949	Montero	248/308
4,194,714	A	*	3/1980	Schultz	D3/328
D300,882	S		5/1989	Olson		
4,978,093	A		12/1990	Kennedy		
5,594,419	A		1/1997	Lo		
D377,866	S		2/1997	Samples		

1 Claim, 4 Drawing Sheets



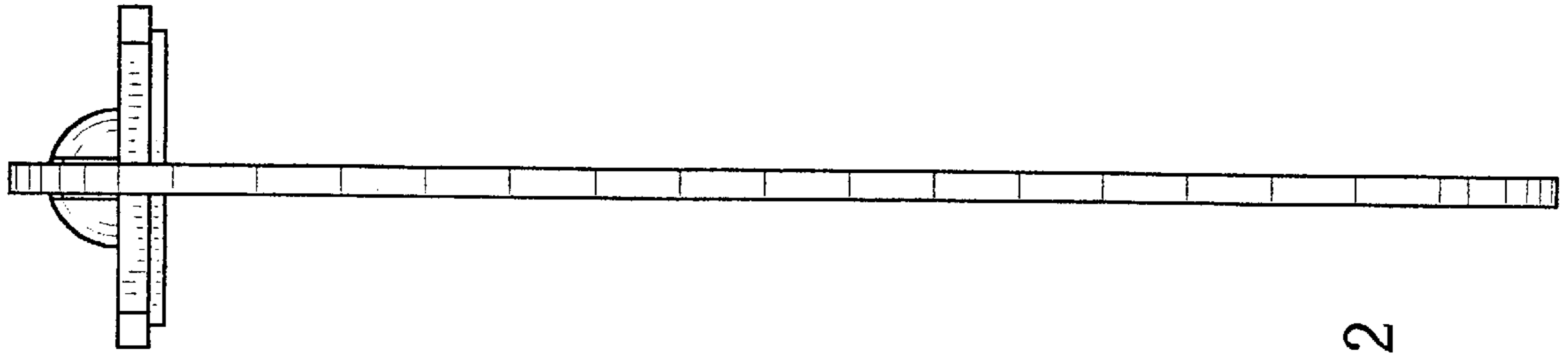


FIG. 2

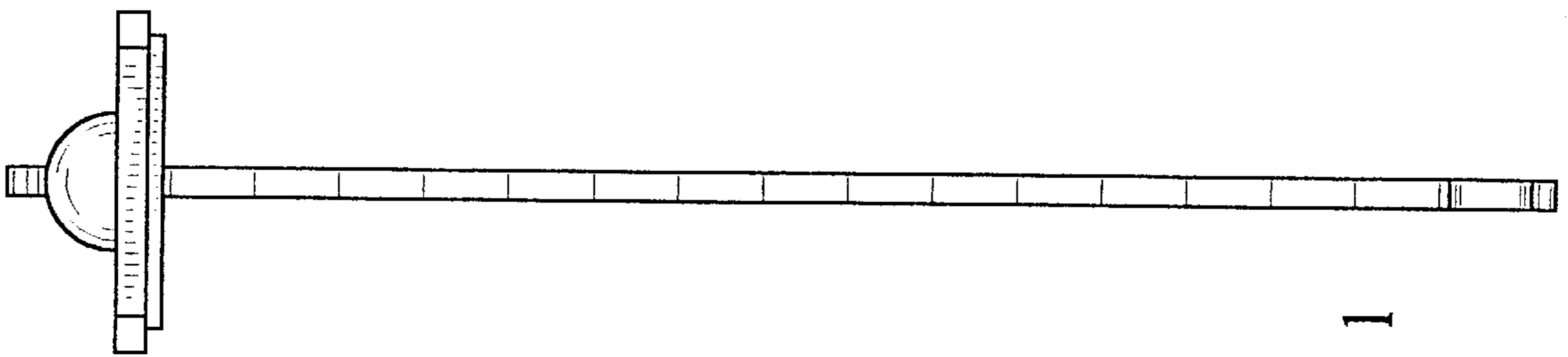


FIG. 1




FIG. 3

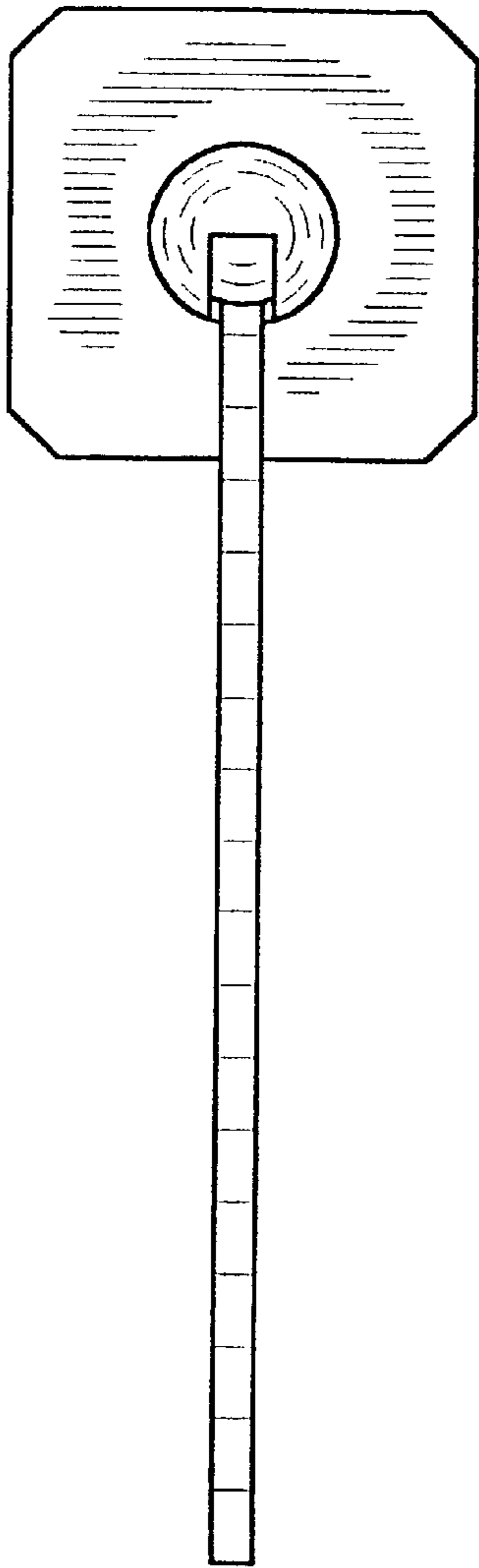


FIG. 4

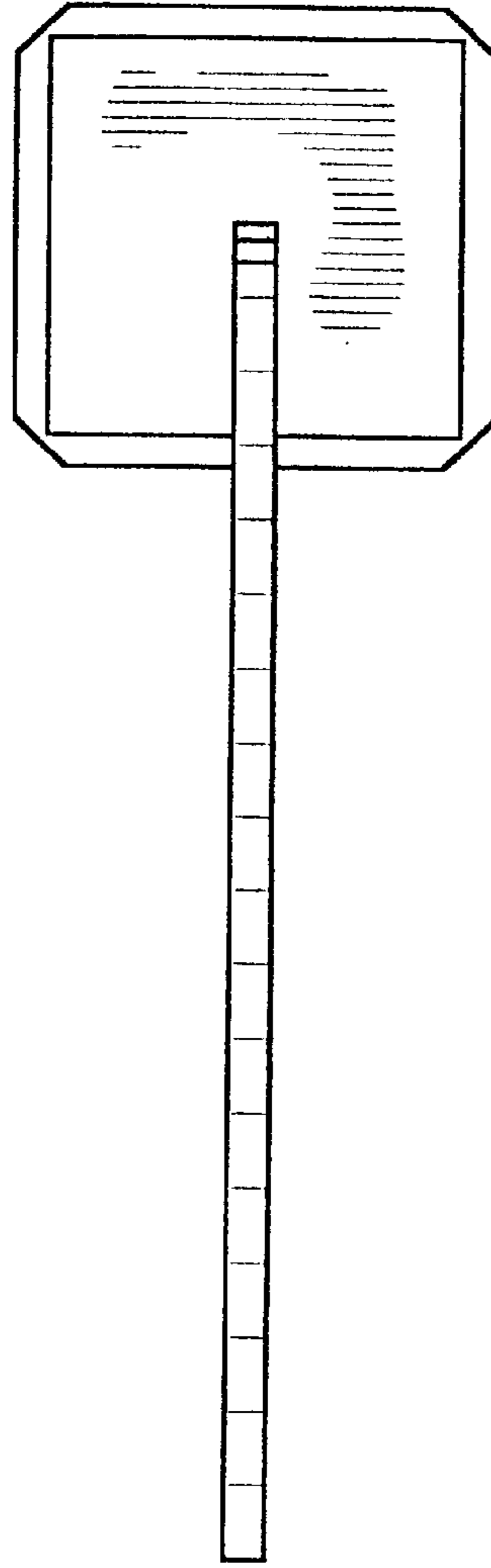


FIG. 5

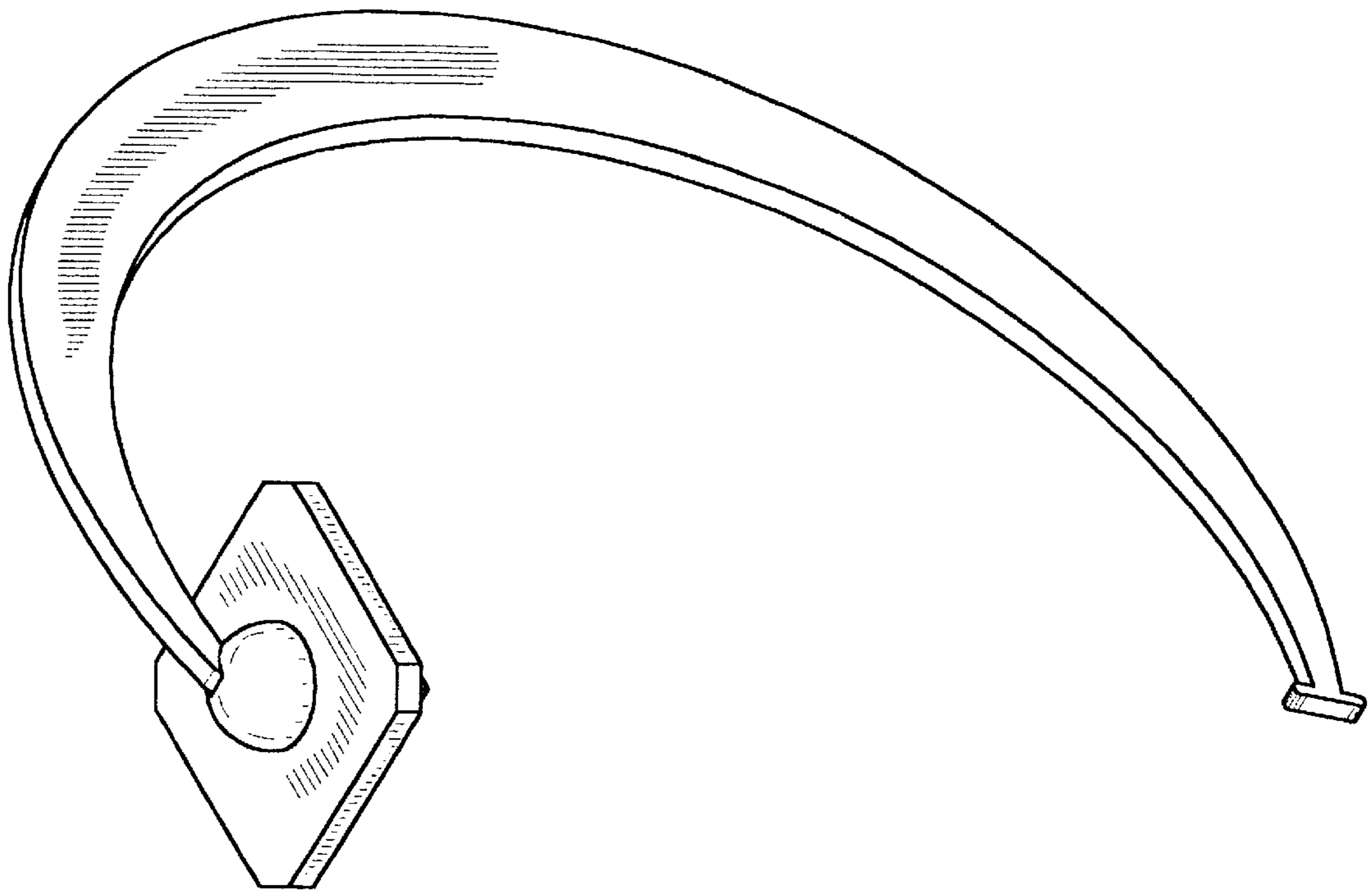


FIG. 6