



US00D462163S

(12) **United States Design Patent**
Zebe, Jr.

(10) **Patent No.:** **US D462,163 S**

(45) **Date of Patent:** **** Sep. 3, 2002**

(54) **FOOTWEAR RETAINING DEVICE WITH
CAM CLEAT LONGITUDINAL LINE
RETAINING CLIP AND ADJUSTABLE
LENGTH LACING**

(76) **Inventor:** **Charles W. Zebe, Jr.**, 201 Glen Brook
Pl., Hightstown, NJ (US) 08520

(**) **Term:** **14 Years**

(21) **Appl. No.:** **29/149,193**

(22) **Filed:** **Oct. 4, 2001**

(51) **LOC (7) Cl.** **02-99**

(52) **U.S. Cl.** **D2/978**

(58) **Field of Search** D2/946, 978; D11/231;
D3/243; 24/712-712.4, 712.7, 134 P, 134 R;
36/50.1

4,899,423 A	*	2/1990	Randall	24/134 R
4,956,897 A	*	9/1990	Speedie	24/134 P
5,467,511 A	*	11/1995	Kubo	24/713.2
D373,464 S	*	9/1996	Hnarakis	D2/978
D375,831 S	*	11/1996	Perry	D2/978
D377,114 S	*	1/1997	Crowley et al.	D2/978
D405,601 S	*	2/1999	Zebe, Jr.	D2/978
D405,602 S	*	2/1999	Zebe, Jr.	D2/978
5,996,256 A	*	12/1999	Zebe, Jr.	36/50.1
D422,530 S	*	4/2000	Zebe, Jr.	D11/231
D426,952 S	*	6/2000	Zebe, Jr.	D3/243
D435,719 S	*	1/2001	Zebe, Jr.	D2/978
D440,036 S	*	4/2001	Zebe, Jr.	D2/978
D440,395 S	*	4/2001	Zebe, Jr.	D2/978
D440,759 S	*	4/2001	Zebe, Jr.	D2/978

* cited by examiner

Primary Examiner—Dominic Simone

(74) *Attorney, Agent, or Firm*—Sperry, Zoda & Kane

(56) **References Cited**

U.S. PATENT DOCUMENTS

56,806 A	*	7/1866	Scripture	24/712.7
105,236 A	*	7/1870	O'Hara	24/712.7
779,710 A	*	1/1905	Henderson	24/712.2
908,704 A	*	1/1909	Sprinkle	24/712.1
1,116,142 A	*	9/1914	Slocum	24/712.2
1,137,381 A	*	4/1915	Burket	24/712.4
1,530,713 A	*	3/1925	Clark	24/712.1
1,544,225 A	*	6/1925	De Arros	24/712.7
1,876,263 A	*	9/1932	Pittroff	36/712.1
2,254,579 A	*	9/1941	Okie	24/712.1

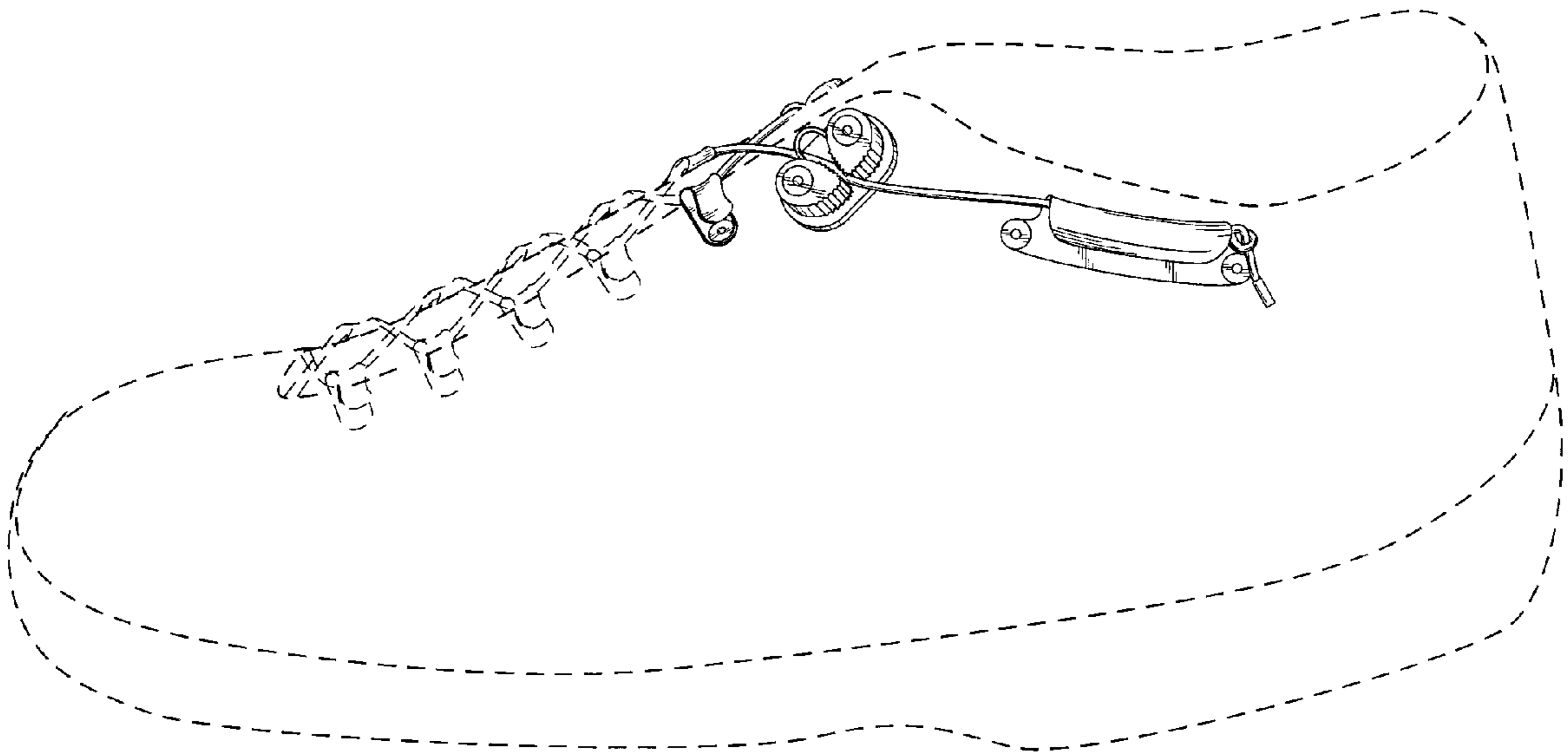
(57) **CLAIM**

The ornamental design for a footwear retaining device with cam cleat longitudinal line retaining clip and adjustable length lacing, as shown.

DESCRIPTION

FIG. 1 is a side perspective view embodying my new design; FIG. 2 is a side plan view; FIG. 3 is a top plan view; and, FIG. 4 is a front plan view.

1 Claim, 2 Drawing Sheets



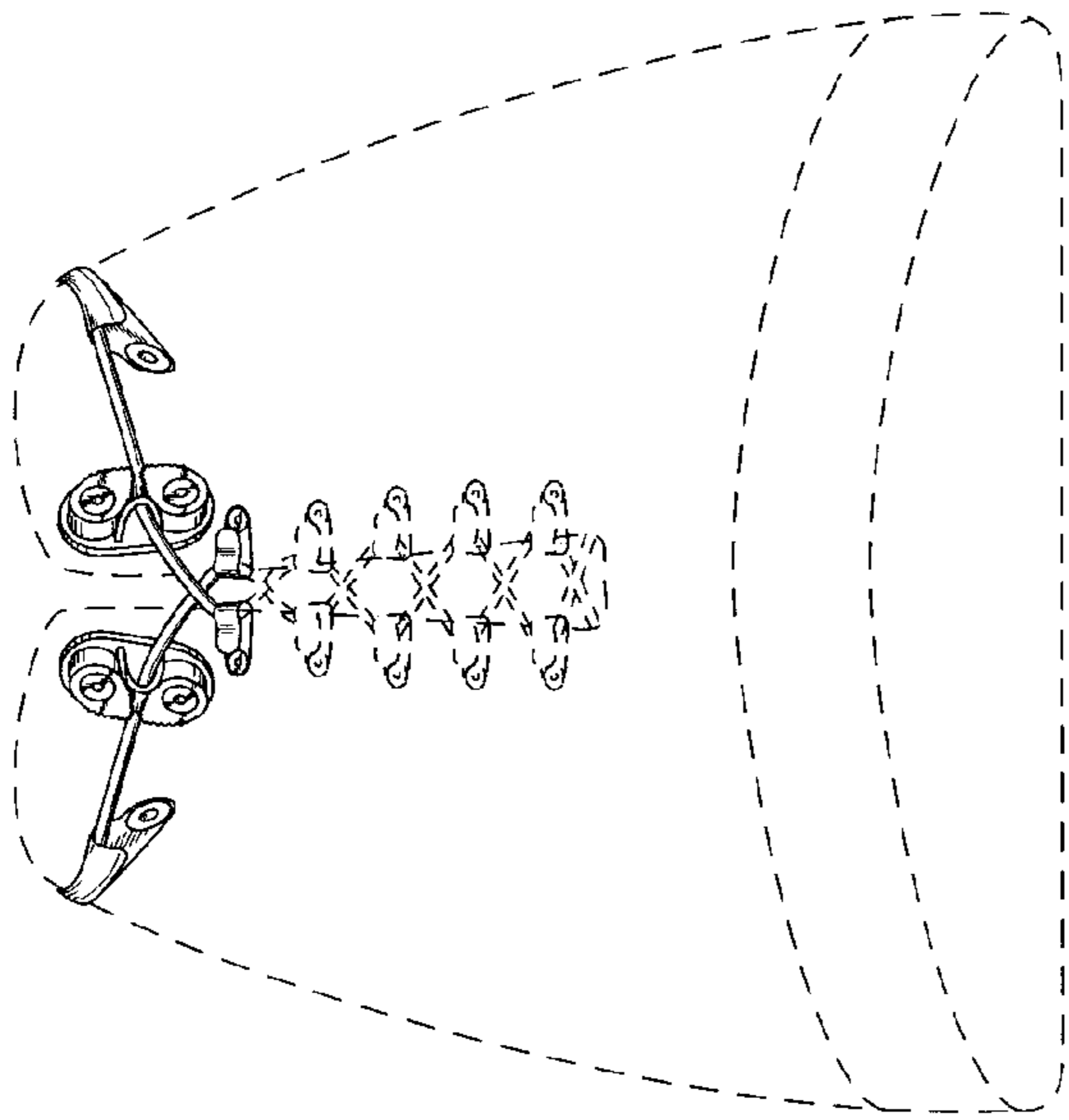


FIG. 2

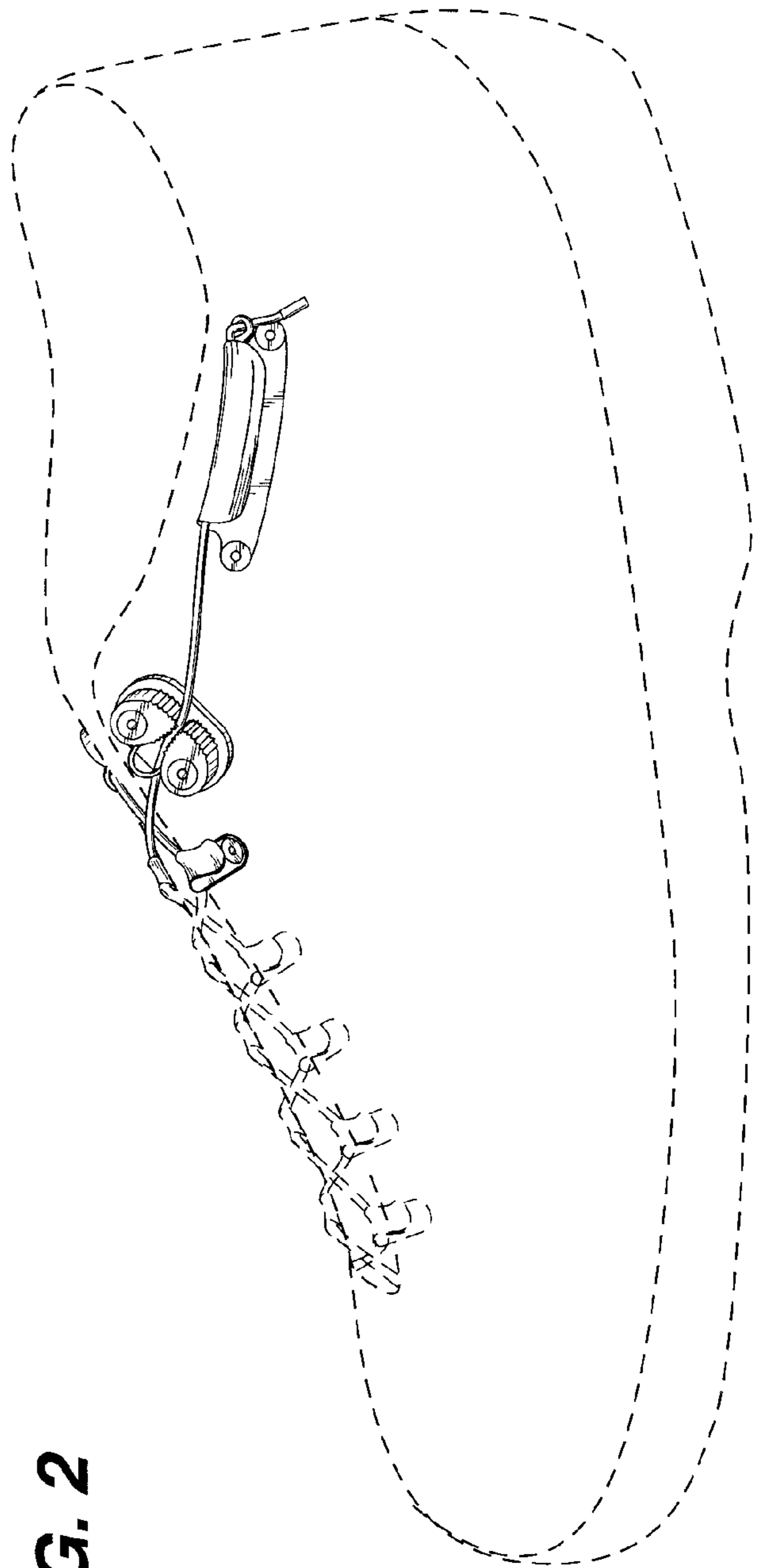


FIG. 1

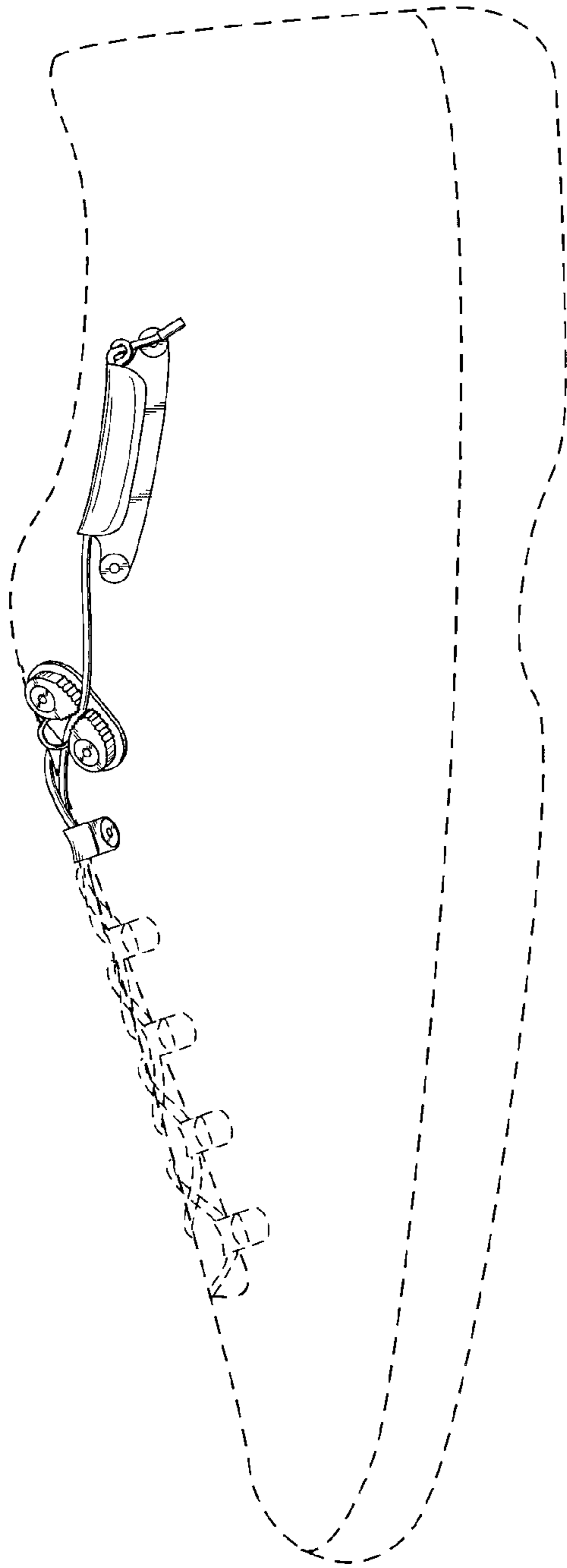


FIG. 3

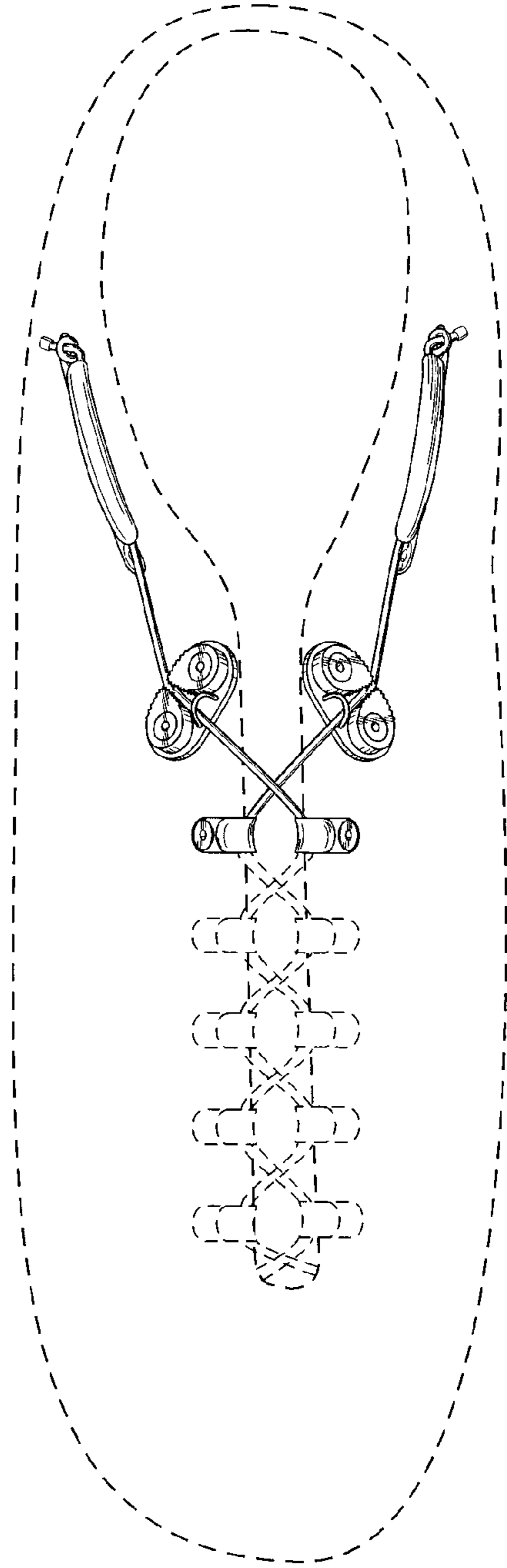


FIG. 4