



US00D462159S

(12) **United States Design Patent**
Covatch

(10) **Patent No.:** **US D462,159 S**

(45) **Date of Patent:** **** Sep. 3, 2002**

(54) **SHOE SOLE DESIGN**

(75) **Inventor:** **Charles E. Covatch**, Martinsburg, PA
(US)

(73) **Assignee:** **Columbia Insurance Company**,
Omaha, NE (US)

(**) **Term:** **14 Years**

(21) **Appl. No.:** **29/129,007**

(22) **Filed:** **Sep. 1, 2000**

(51) **LOC (7) Cl.** **02-04**

(52) **U.S. Cl.** **D2/960; D2/951; D2/953;**
D2/959

(58) **Field of Search** D2/760, 902, 904,
D2/908, 909, 911, 914, 916, 920, 946-948,
951-962, 964, 972, 977; D12/147; 36/22 R,
24.5, 25 A, 25 R, 28, 29, 32 R, 43, 59 C,
59 R, 102, 103, 129, 134, 149

(56) **References Cited**

U.S. PATENT DOCUMENTS

D195,542 S	*	7/1963	Webster	D2/957
D244,967 S	*	7/1977	Famolare, Jr.	D2/955
D259,823 S	*	7/1981	Greenlee	D2/954
D302,352 S	*	7/1989	Austin	D2/959
D302,625 S	*	8/1989	Austin	D2/957
D316,627 S	*	5/1991	Schneider	D2/959

D342,607 S	*	12/1993	Uda	D2/957
D394,342 S	*	5/1998	Schneider	D2/959
D401,743 S	*	12/1998	Wunsch	D2/954
D402,451 S	*	12/1998	Wunsch	D2/959
D414,022 S	*	9/1999	Lozano	D2/956

* cited by examiner

Primary Examiner—Celia Murphy

(74) *Attorney, Agent, or Firm*—Fish & Richardson P.C.

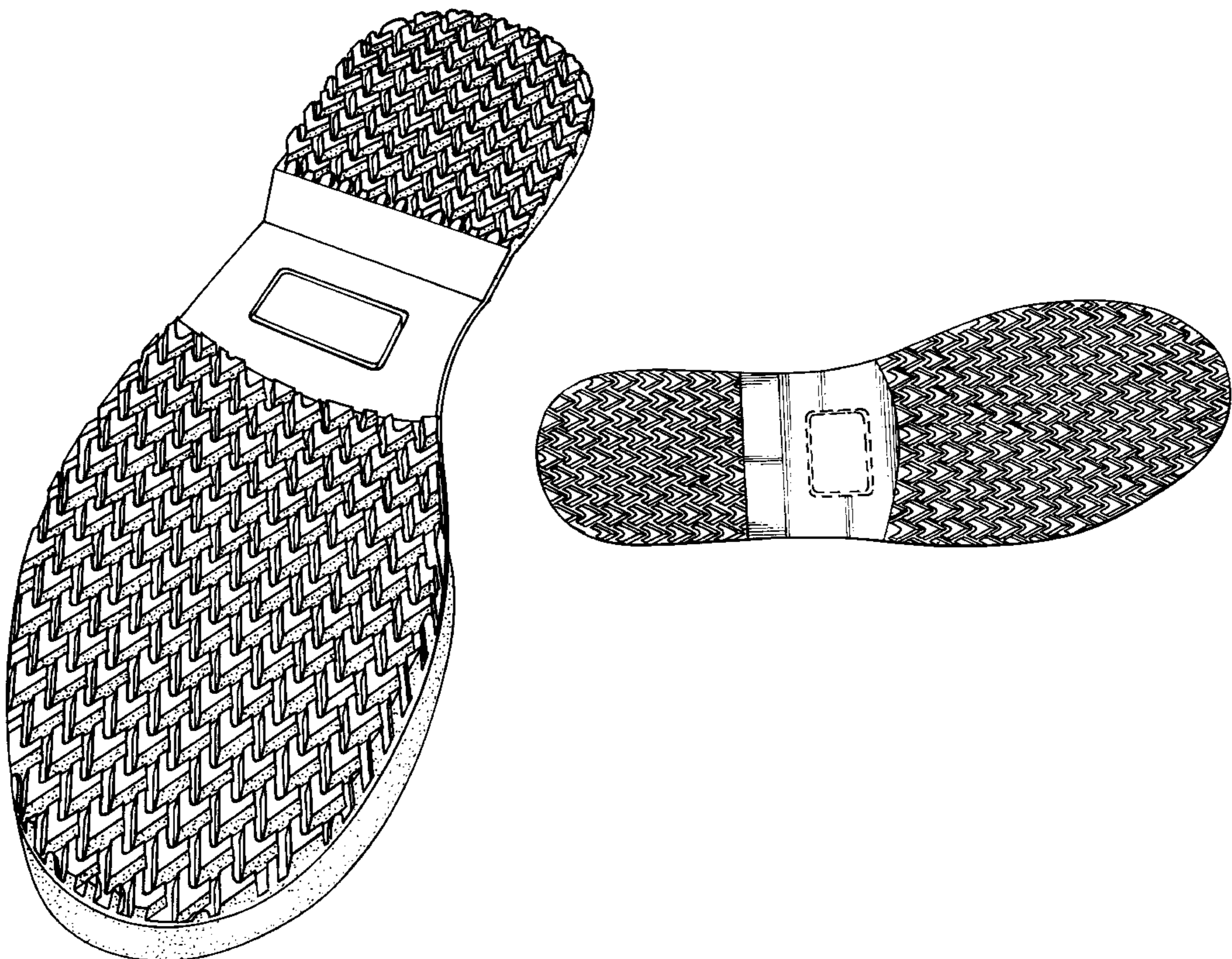
(57) **CLAIM**

The ornamental design for a shoe sole design, as shown and described.

DESCRIPTION

FIG. 1 is a perspective view of the shoe sole design of the invention;
 FIG. 2 is a bottom view of the shoe sole design of the invention;
 FIG. 3 is a top view of the shoe sole design of the invention;
 FIG. 4 is a side view of the shoe sole design of the invention;
 FIG. 5 is an opposite side view of the shoe sole design of the invention;
 FIG. 6 is a front view of the shoe sole design of the invention; and,
 FIG. 7 is a rear view of the shoe sole design of the invention.
 The broken lines in the drawings do not form a part of the design sought to be patented.

1 Claim, 3 Drawing Sheets



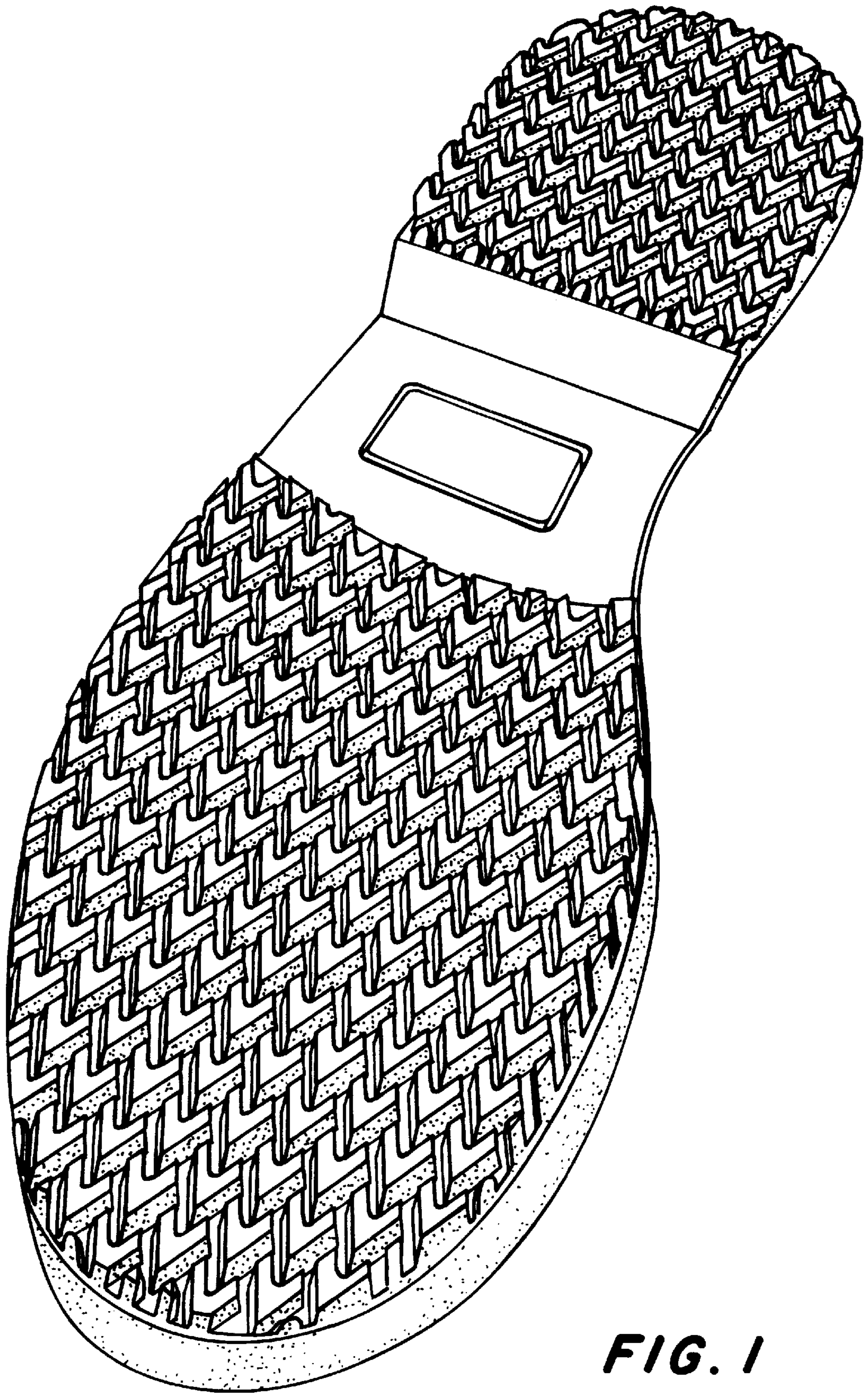


FIG. 1

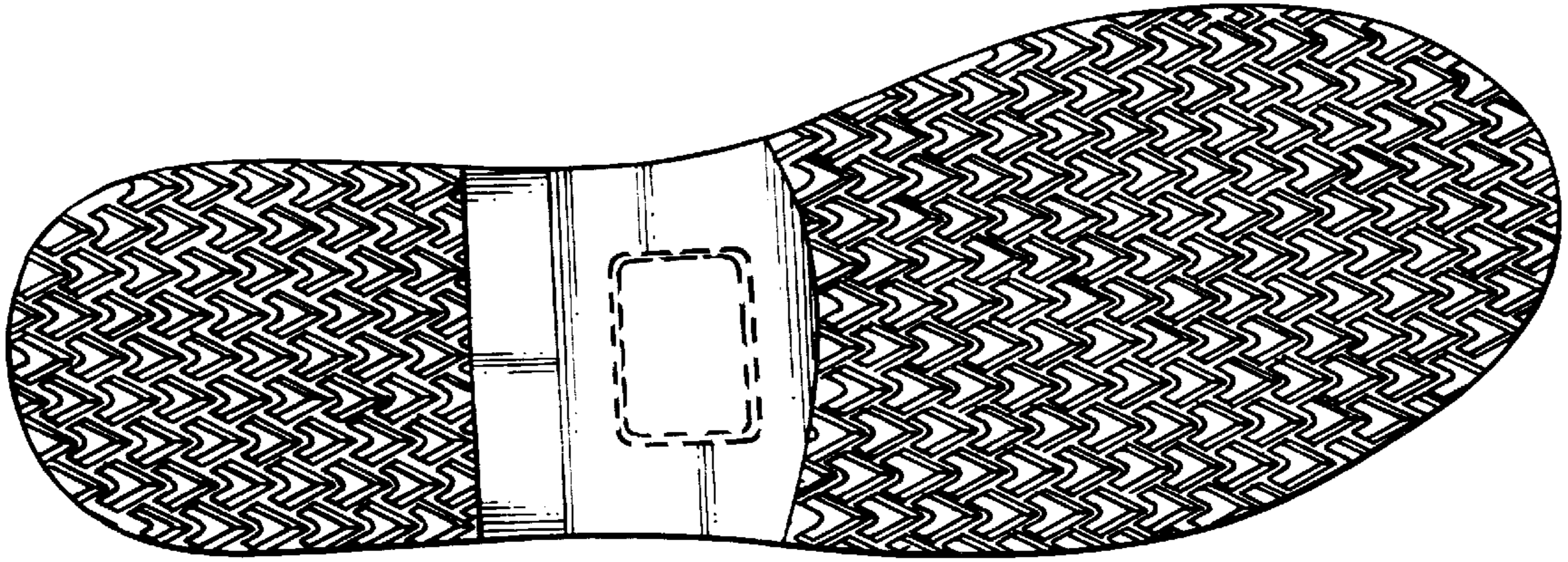


FIG. 2

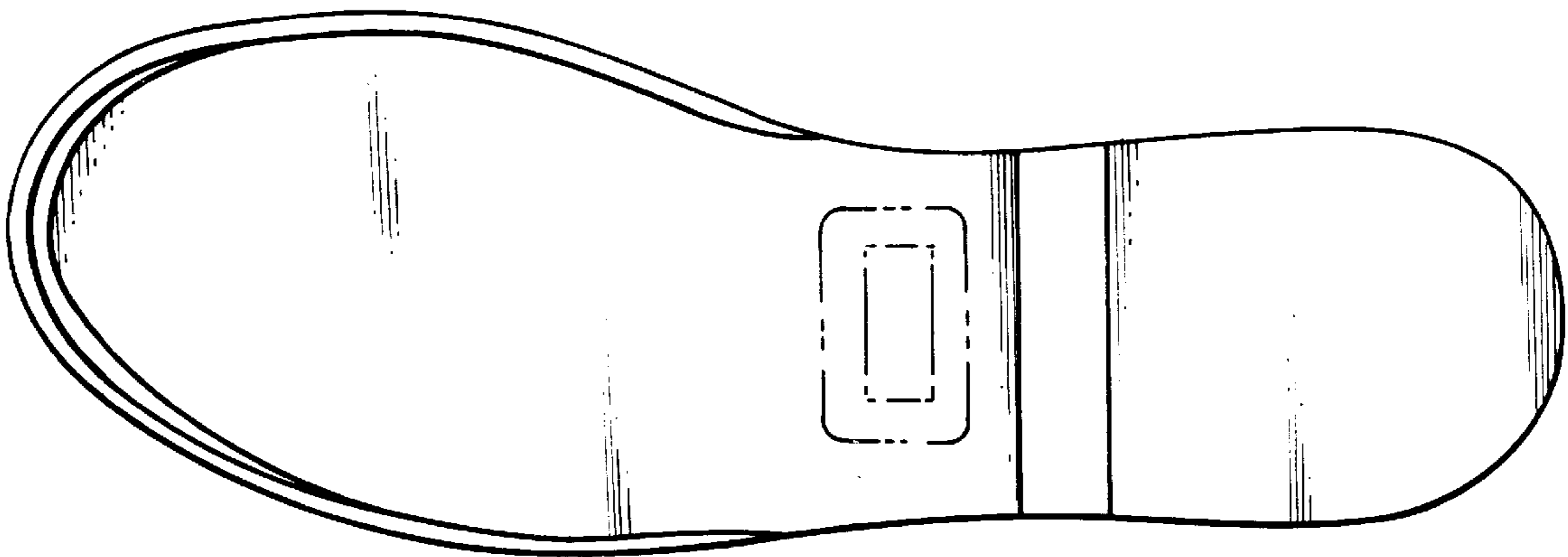


FIG. 3



FIG. 4

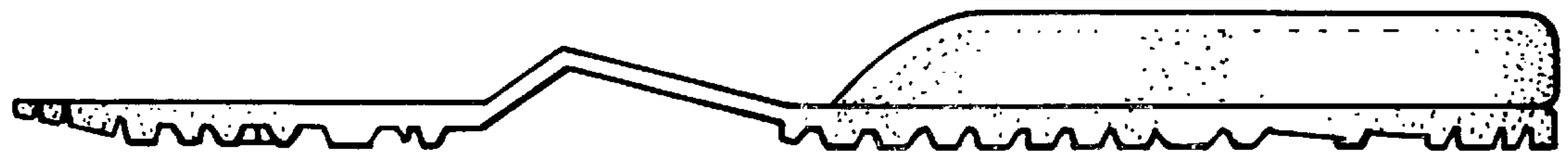


FIG. 5



FIG. 6



FIG. 7