



US00D462158S

(12) **United States Design Patent**
White

(10) **Patent No.:** **US D462,158 S**

(45) **Date of Patent:** **** Sep. 3, 2002**

(54) **PORTION OF A FOOTWEAR SOLE**

(75) Inventor: **Ian White**, Leicester (GB)

(73) Assignee: **R. Griggs Group Limited** (GB)

(**) Term: **14 Years**

(21) Appl. No.: **29/134,406**

(22) Filed: **Dec. 21, 2000**

(30) **Foreign Application Priority Data**

Jun. 30, 2000 (GB) 2093883

(51) **LOC (7) Cl.** **02-04**

(52) **U.S. Cl.** **D2/953; D2/947**

(58) **Field of Search** D2/902, 904, 908,
D2/909, 911, 914, 916, 920, 946-948, 951-962,
967, 972, 977, 175.1; D6/608; D21/713;
D23/231; 36/114-116, 117.1, 117.2, 117.3,
117.4, 12, 122-136, 14, 15, 25 R, 28, 30 R,
31, 32 R, 36 R, 3 B, 42-45, 50.1, 59 C,
59 R, 61, 62, 67 A, 67 B, 67 D, 67 R,
7.1 R, 7.3-7.7, 72 R, 74, 77 R, 89, 91,
127, 134

(56) **References Cited**

U.S. PATENT DOCUMENTS

D388,593 S * 1/1998 Ferro D2/947
D392,791 S * 3/1998 Ng D2/900
5,771,606 A * 6/1998 Litchfield et al. 36/29
D395,743 S * 7/1998 Ryan D2/960

D398,747 S * 9/1998 Rohrbach et al. D2/956
D426,947 S * 6/2000 Pollastrelli D2/956
D429,408 S * 8/2000 Gillespie D2/951
D434,549 S * 12/2000 Solaroli D2/951
D447,323 S * 9/2001 Cadet D2/953
D448,538 S * 9/2001 Smith et al. D62/954
D448,920 S * 10/2001 Montross et al. D2/954

* cited by examiner

Primary Examiner—Celia Murphy

(74) *Attorney, Agent, or Firm*—SAIDMAN DesignLaw Group

(57) **CLAIM**

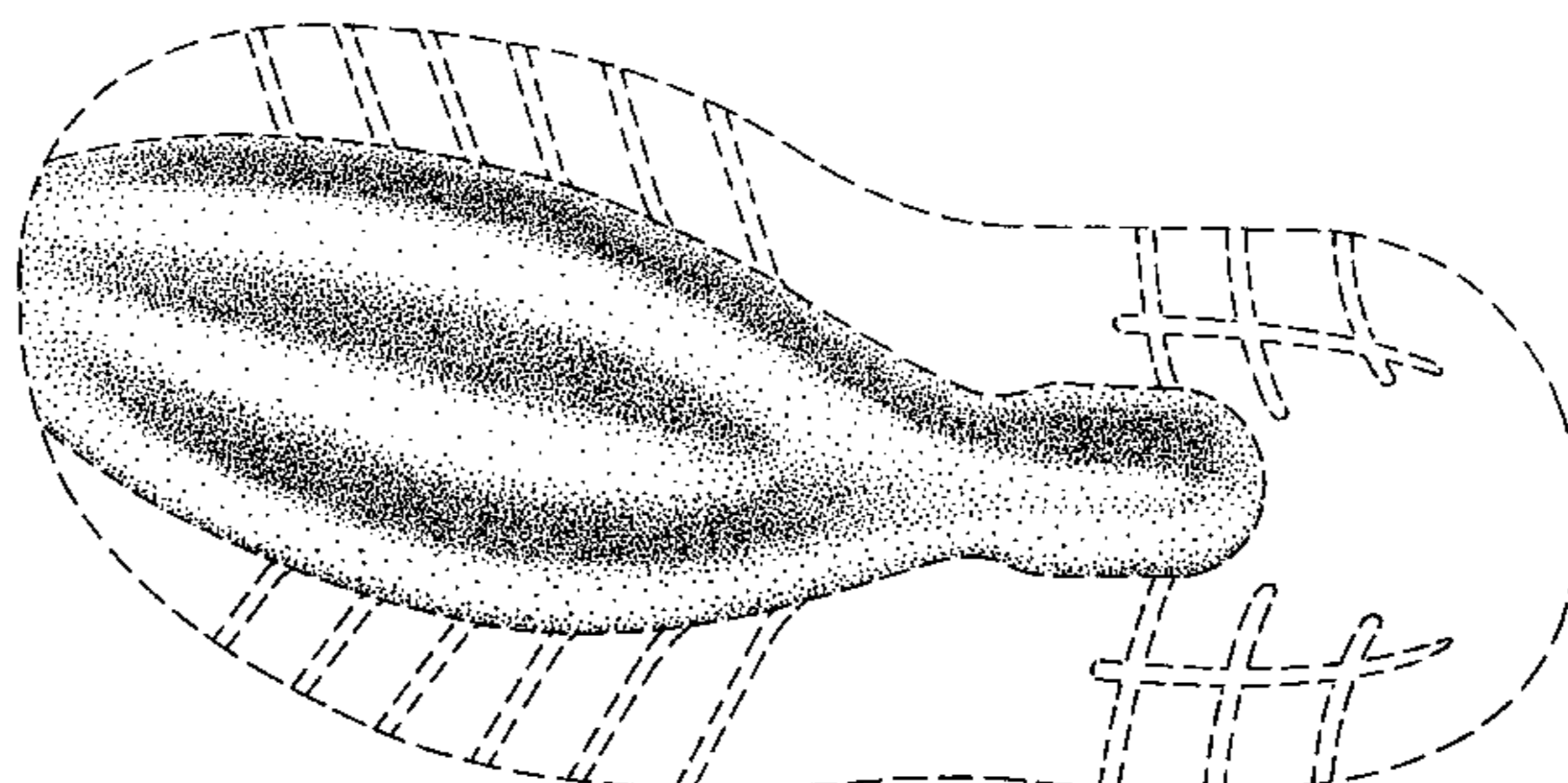
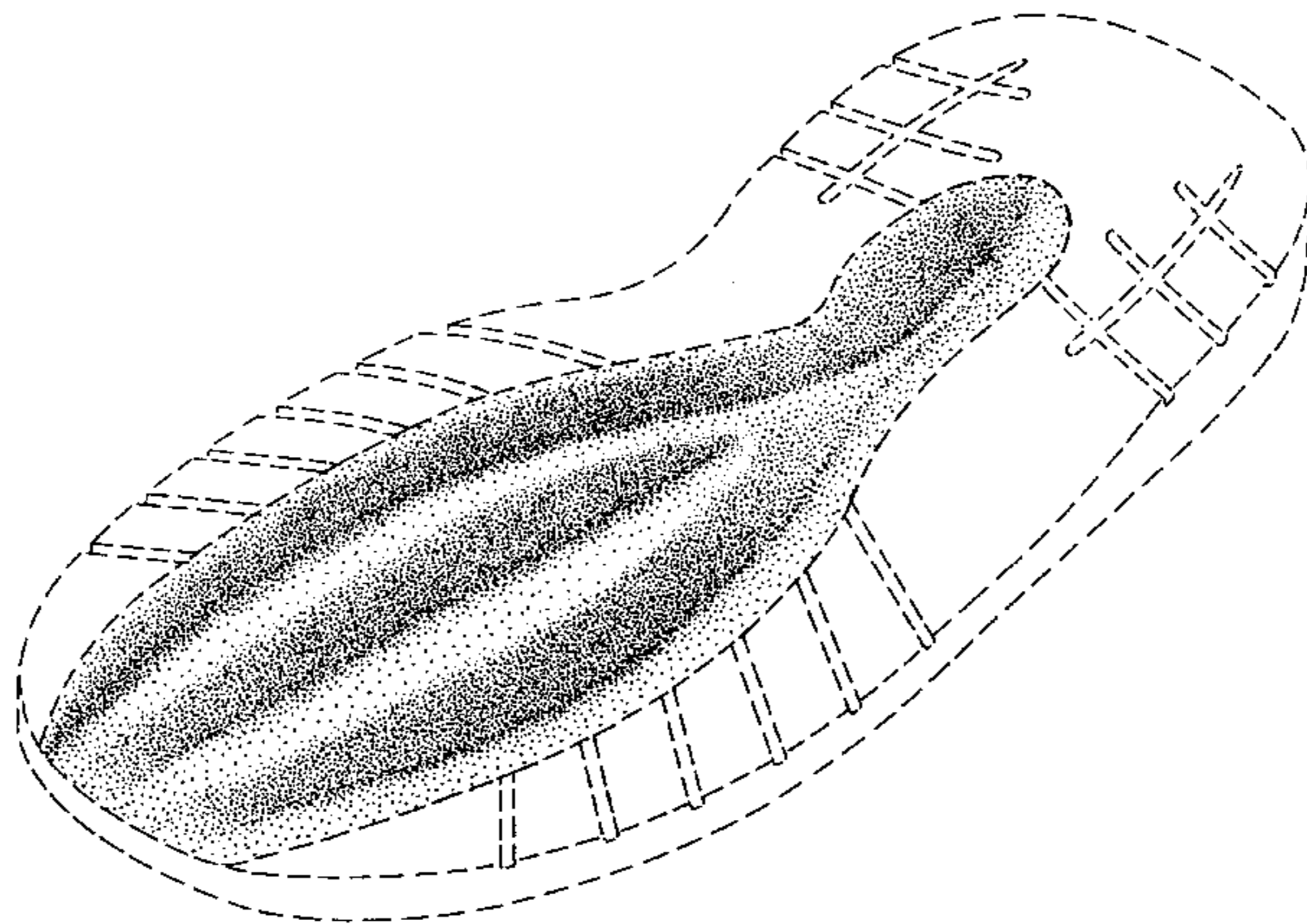
The ornamental design for a portion of a footwear sole, as shown and described.

DESCRIPTION

FIG. 1 is a perspective view of a portion of a footwear sole showing my new design;
FIG. 2 is a bottom plan view thereof;
FIG. 3 is a front view thereof;
FIG. 4 is a rear view thereof;
FIG. 5 is a right side view thereof; and,
FIG. 6 is a left side view thereof.

The broken lines shown in the FIGURES are for disclosure purposes only and do not form part of the claimed design. The broken line defining the boundary of the design, and the broken lines showing the shoe-sole environment in which the design resides, form no part of the claimed design.

1 Claim, 5 Drawing Sheets



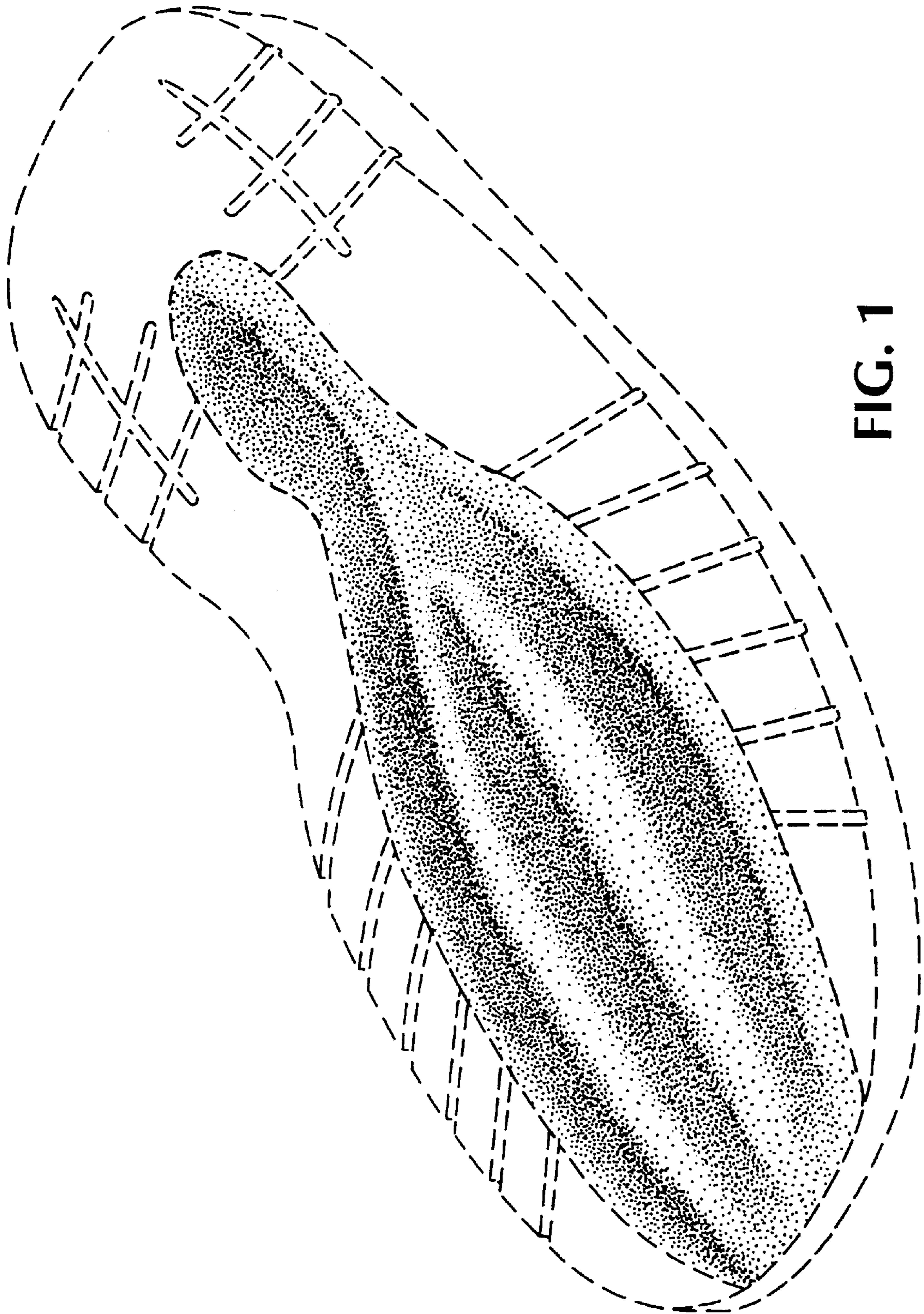


FIG. 1

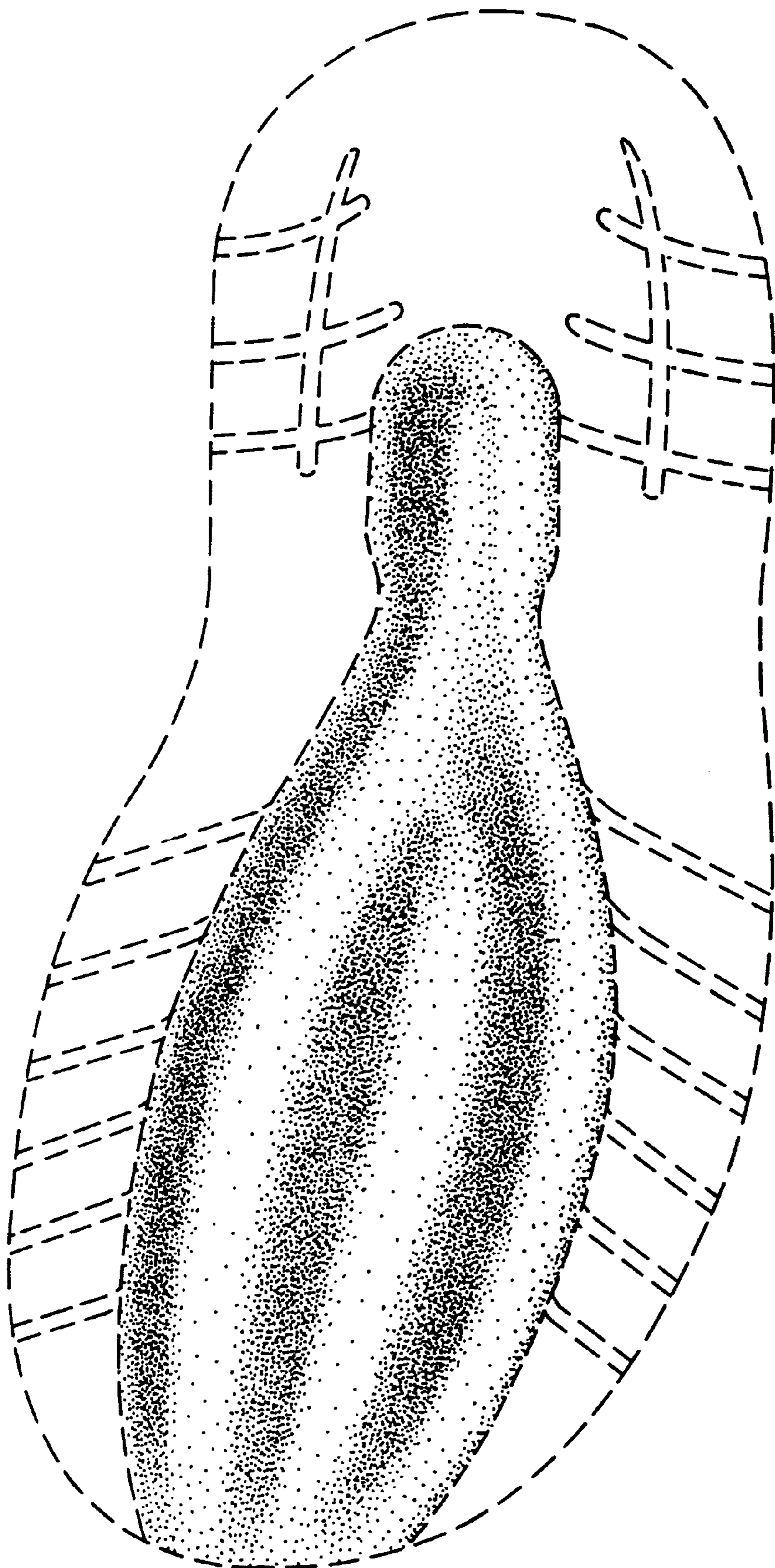


FIG. 2

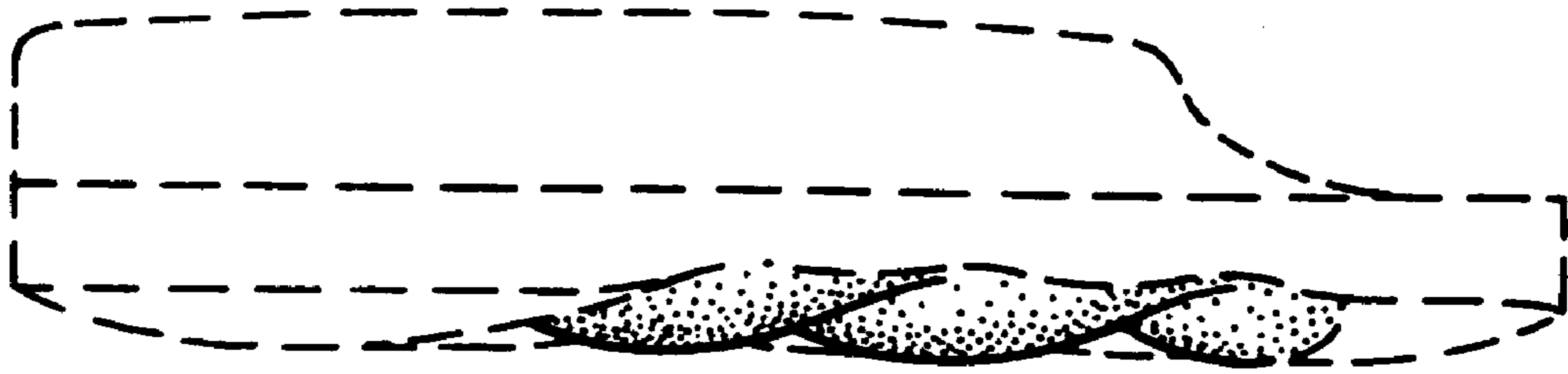


FIG. 3




FIG. 4



FIG. 5



FIG. 6