



US00D462157S

(12) **United States Design Patent**  
**Burt**

(10) **Patent No.:** **US D462,157 S**

(45) **Date of Patent:** **\*\* Sep. 3, 2002**

(54) **SOLE FOR FOOTWEAR**

(75) Inventor: **Igor Burt**, Boulder, CO (US)

(73) Assignee: **Salomon S.A.**, Metz-Tessy (FR)

(\*\*) Term: **14 Years**

(21) Appl. No.: **29/134,363**

(22) Filed: **Dec. 21, 2000**

(51) **LOC (7) Cl.** ..... **02-04**

(52) **U.S. Cl.** ..... **D2/953; D2/951; D2/954;**  
**D2/957; D2/960**

(58) **Field of Search** ..... D2/902, 904, 908,  
D2/909, 911, 914, 916, 920, 946-948, 951-962,  
967, 972, 977; 36/114-116, 117.1, 117.2,  
117.3, 117.4, 12, 122-136, 14, 15, 25 R,  
28, 30 R, 31, 32 R, 36 R, 3 B, 42-45,  
50.1, 59 C, 59 R, 61, 62, 67 A, 67 B, 67 D,  
67 R, 7.1 R, 7.3-7.7, 72 R, 74, 77 R, 89,  
91, 127, 134

(56) **References Cited**

**U.S. PATENT DOCUMENTS**

D315,635 S	*	3/1991	Hatfield et al.	.....	D2/959
D329,130 S	*	9/1992	Yoon	.....	D2/954
D329,533 S	*	9/1992	Hatfield	.....	D2/957
D334,834 S	*	4/1993	McDonald	.....	D2/954
D348,975 S	*	7/1994	Rogers et al.	.....	D2/960
5,718,063 A	*	2/1998	Yamashita et al.	.....	36/28
D401,040 S	*	11/1998	Schneider	.....	D2/951
D401,397 S	*	11/1998	Chen	.....	D2/957

D402,095 S	*	12/1998	Cretinon	.....	D2/957
D410,966 S	*	6/1999	Cretinon	.....	D2/960
D414,023 S	*	9/1999	Cretinon et al.	.....	D2/957
D414,594 S	*	10/1999	Parisotto	.....	D2/959
6,108,943 A	*	8/2000	Hudson et al.	.....	36/102
D433,791 S	*	11/2000	Laberge	.....	D2/957
D434,550 S	*	12/2000	LaBerge	.....	D2/957
D441,946 S	*	5/2001	Agnew et al.	.....	D2/960
6,226,896 B1	*	5/2001	Friton	.....	36/28
D443,976 S	*	6/2001	Davidowitz et al.	.....	D2/960

\* cited by examiner

*Primary Examiner*—Celia Murphy

(74) *Attorney, Agent, or Firm*—Greenblum & Bernstein, P.L.C.

(57) **CLAIM**

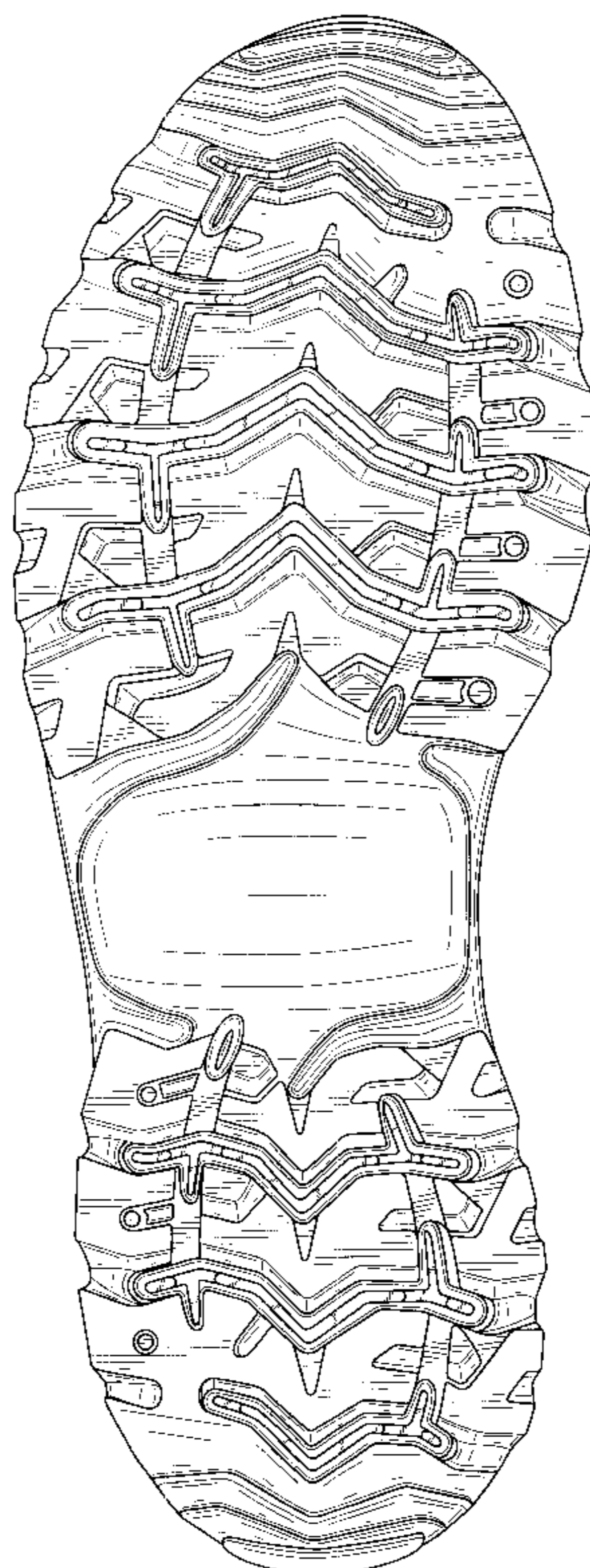
I claim the ornamental design for a sole for footwear, as shown and described.

**DESCRIPTION**

FIG. 1 is a right side view, showing my new design;  
FIG. 2 is a bottom view thereof;  
FIG. 3 is a left side view thereof;  
FIG. 4 is a front end view thereof; and,  
FIG. 5 is a rear end view thereof.

The broken line showing of the sole in the figures is for illustrative purposes only and forms no part of the claimed design. Any surfaces that are not shown, including those that might appear in a top view, form no part of the claimed design.

**1 Claim, 3 Drawing Sheets**



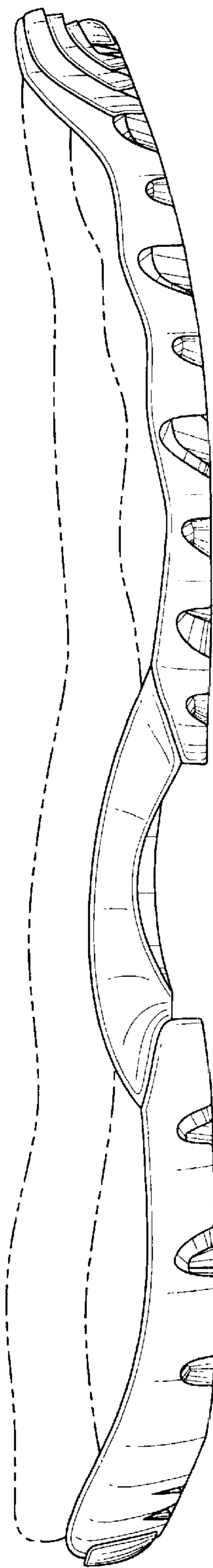


FIG. 1

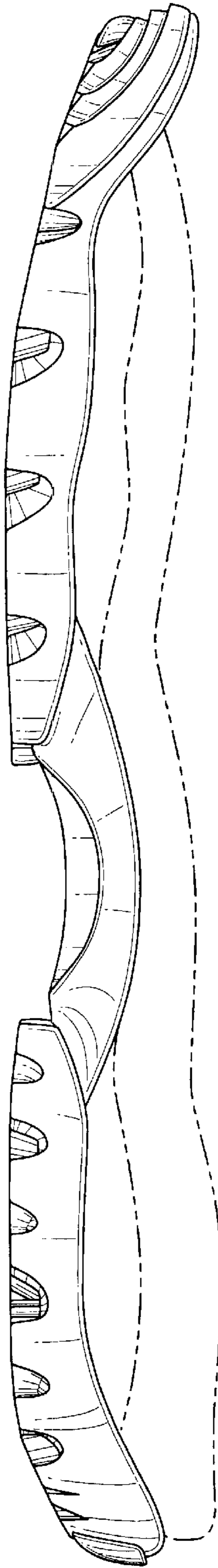


FIG. 3

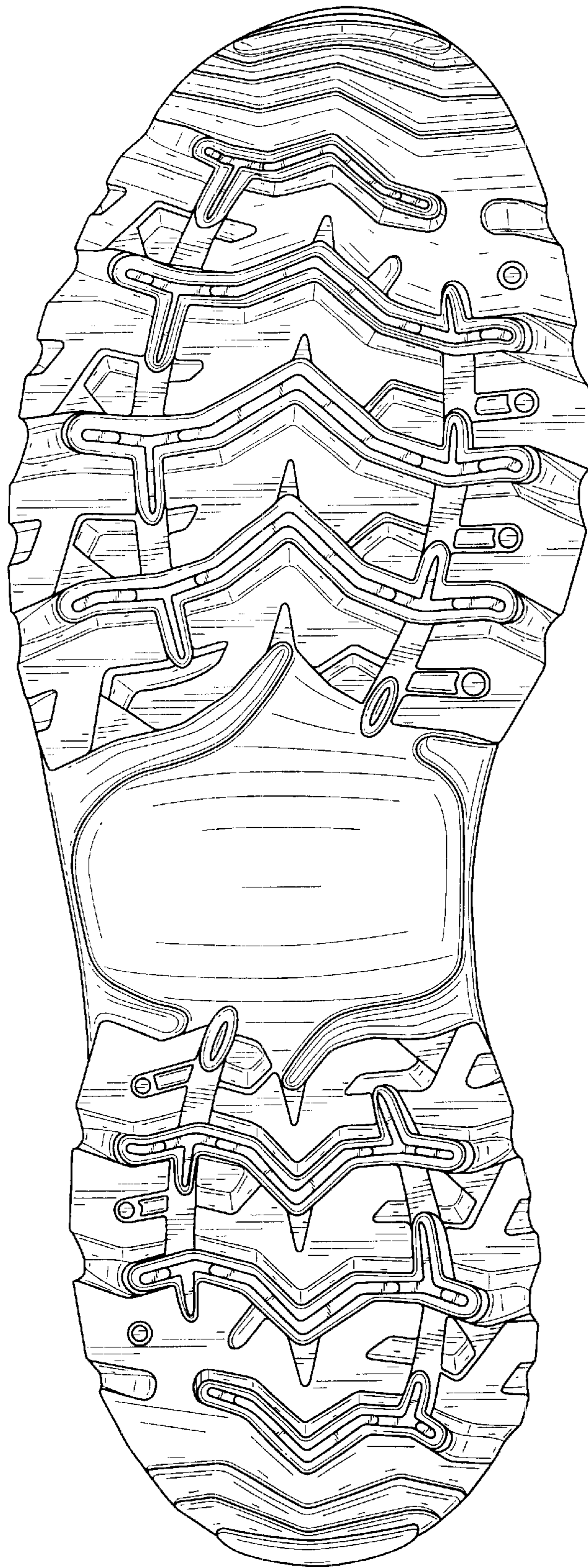


FIG. 2

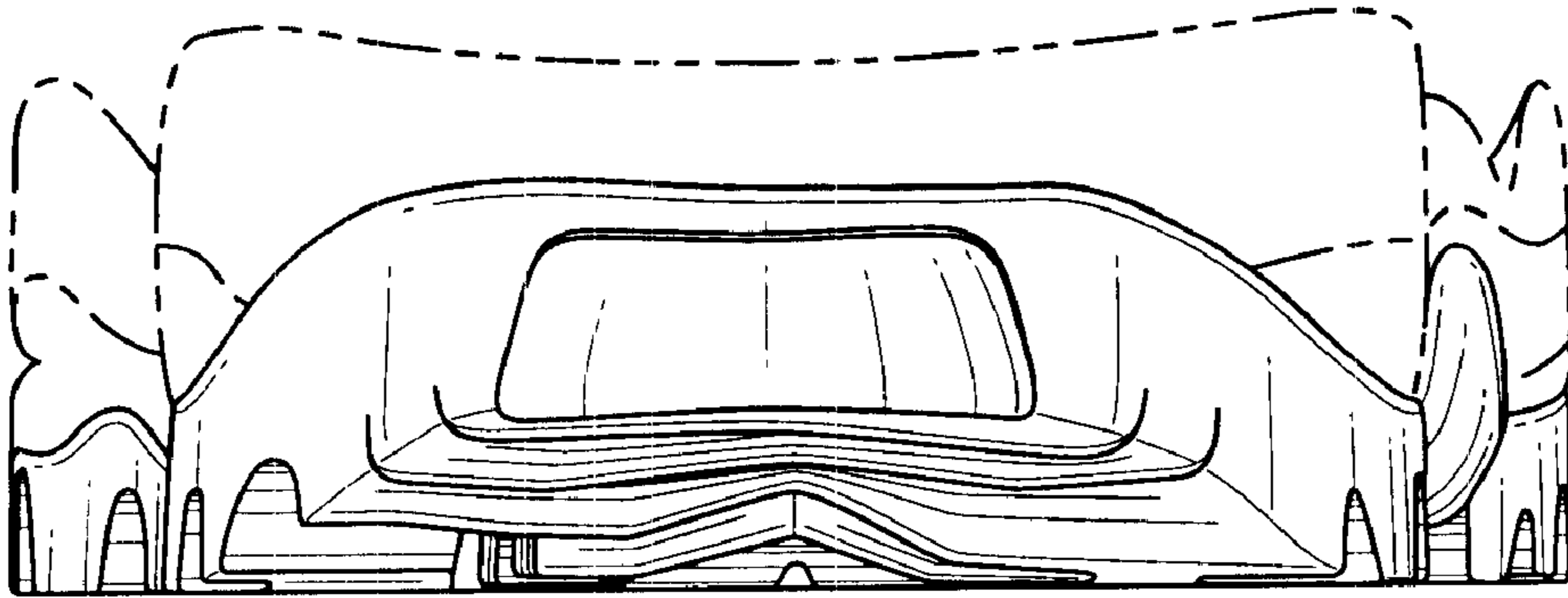


FIG. 4

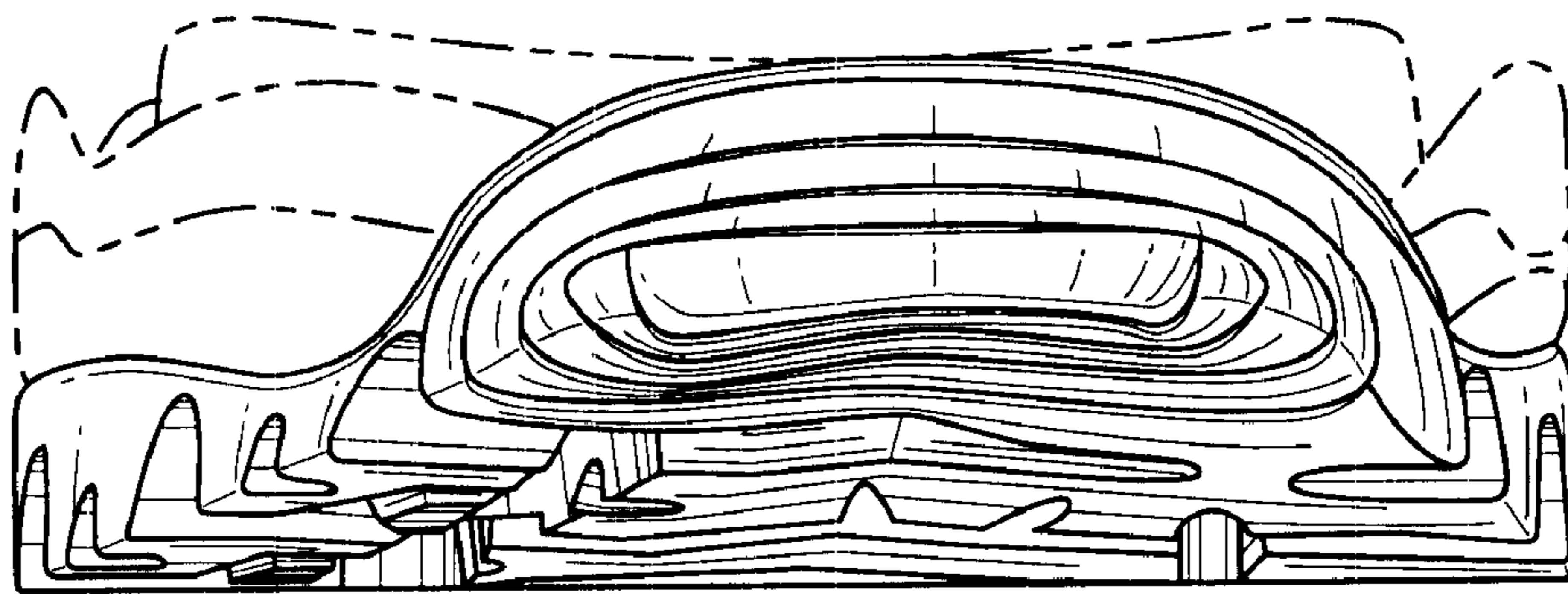


FIG. 5