



US00D462155S

(12) **United States Design Patent**
Gugle

(10) **Patent No.:** **US D462,155 S**

(45) **Date of Patent:** **** Sep. 3, 2002**

(54) **NOVELTY SHIRT**

D314,465 S 2/1991 Campbell
D342,818 S 1/1994 Wilson

(76) Inventor: **Keiko T Gugle**, 511 Blueridge Ave.,
Piscataway, NJ (US) 08854

OTHER PUBLICATIONS

(**) Term: **14 Years**

DNR Oct. 8, 2001, p. 25, photo of flag motifs.*

* cited by examiner

(21) Appl. No.: **29/135,869**

Primary Examiner—Louis S. Zarfes

(22) Filed: **Jan. 22, 2001**

Assistant Examiner—Deanne Levy

(51) **LOC (7) Cl.** **02-02**

(57) **CLAIM**

(52) **U.S. Cl.** **D2/842**

The ornamental design for a novelty shirt, as shown and described.

(58) **Field of Search** D2/717, 718, 720,
D2/724–727, 739, 741, 840, 844, 845, 847,
849, 834, 833, 842; 2/113–115, 116, 121,
122, 128, 108; D5/8, 9, 20, 21, 41, 60,
56

DESCRIPTION

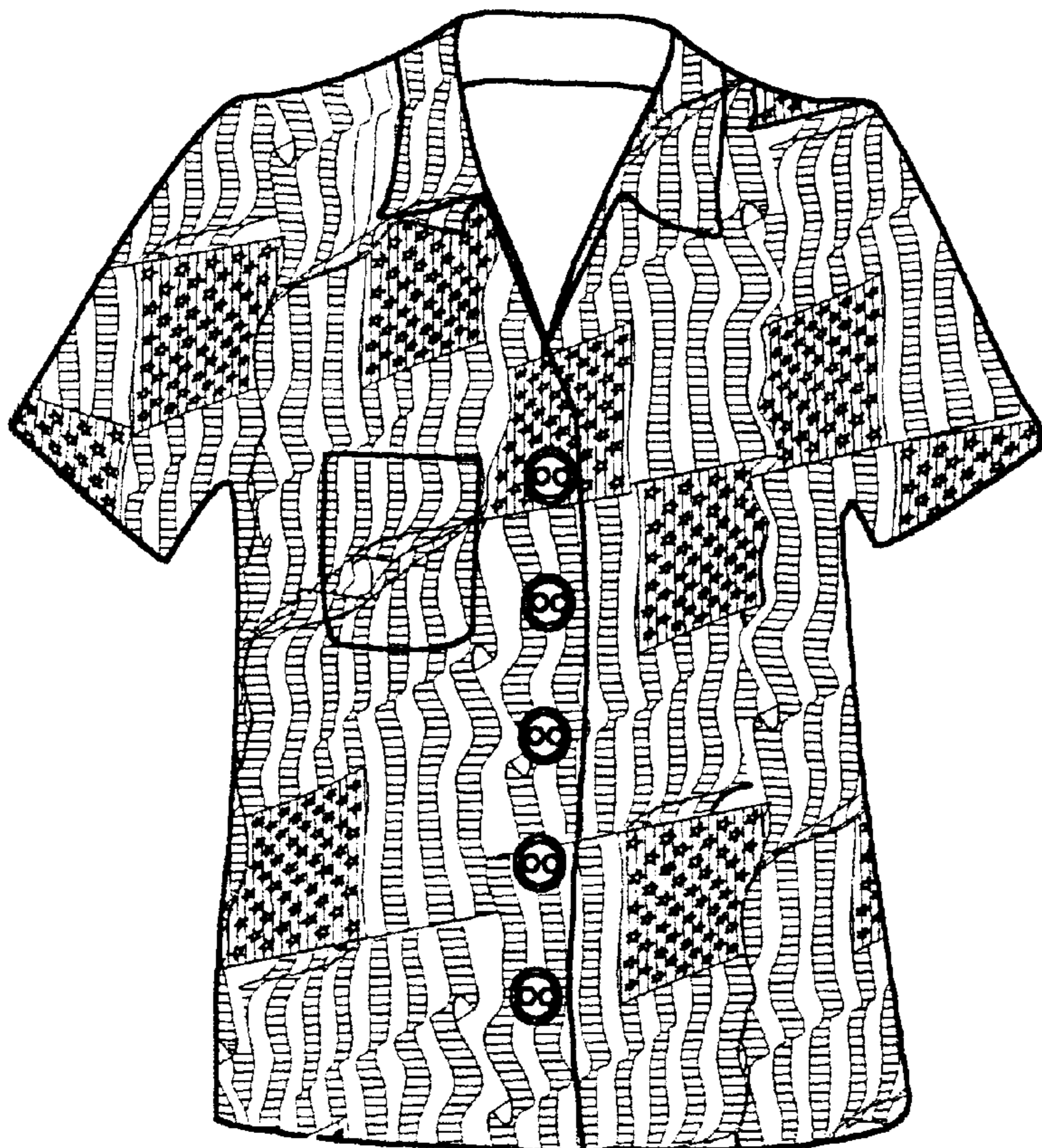
(56) **References Cited**

U.S. PATENT DOCUMENTS

D21,664 S	6/1892	Schloss	
D103,075 S	2/1937	Solomon	
2,166,342 A	7/1939	David	
D122,718 S	* 9/1940	Clemente	D5/41
D162,553 S	* 3/1951	Luke	D2/845
D170,681 S	10/1953	Dougherty	
D296,159 S	* 6/1988	le Brocquy	D5/41

FIG. 1 is a front elevational view of the novelty shirt of the present invention;
FIG. 2 is a rear elevational view of the novelty shirt of FIG. 1;
FIG. 3 is a right side elevational view of the novelty shirt of FIG. 1;
FIG. 4 is a left side elevational view of the novelty shirt of FIG. 1;
FIG. 5 is a top plan view of the novelty shirt of FIG. 1; and,
FIG. 6 is a bottom plan view of the novelty shirt of FIG. 1.

1 Claim, 3 Drawing Sheets



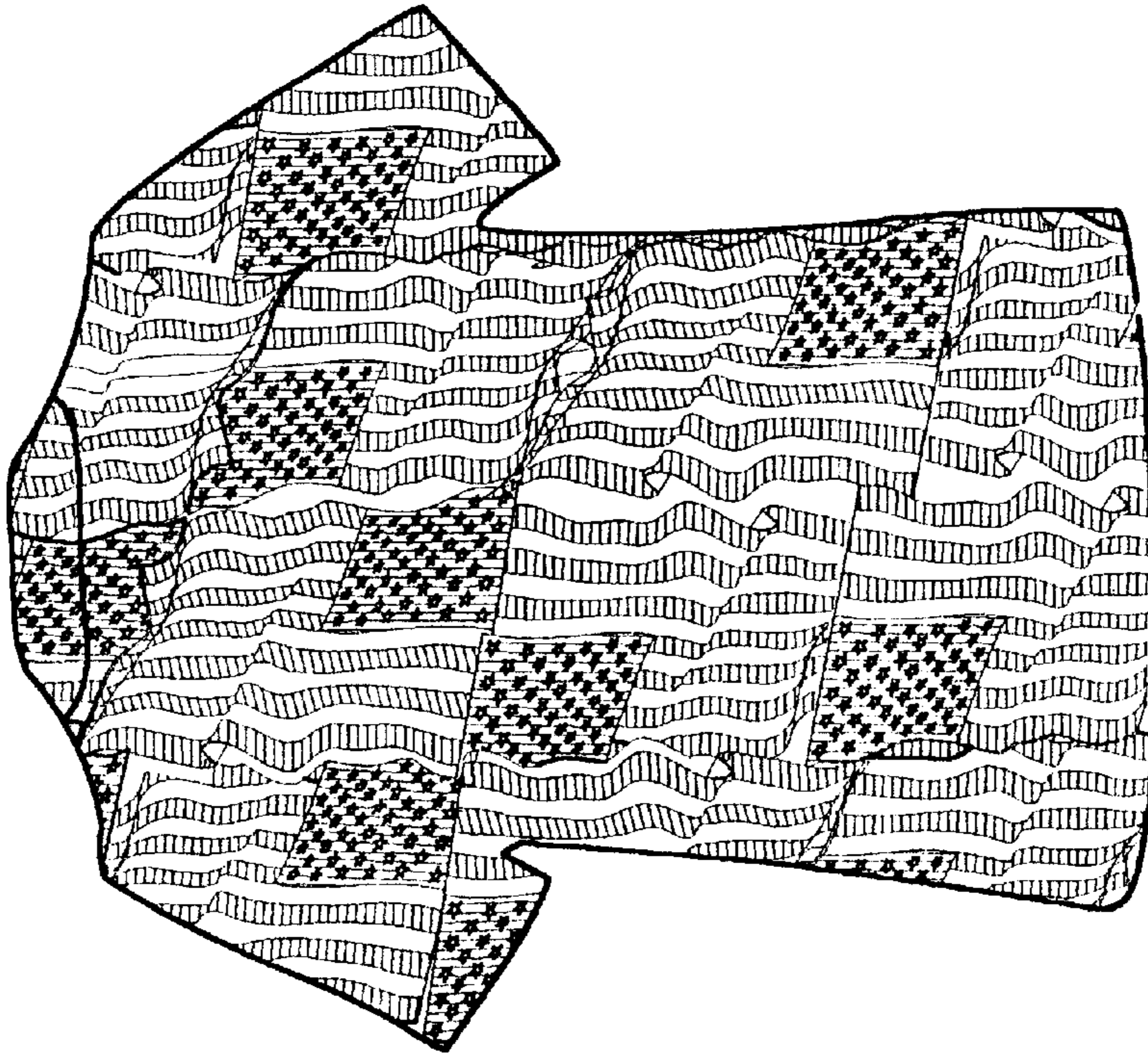


FIG. 2

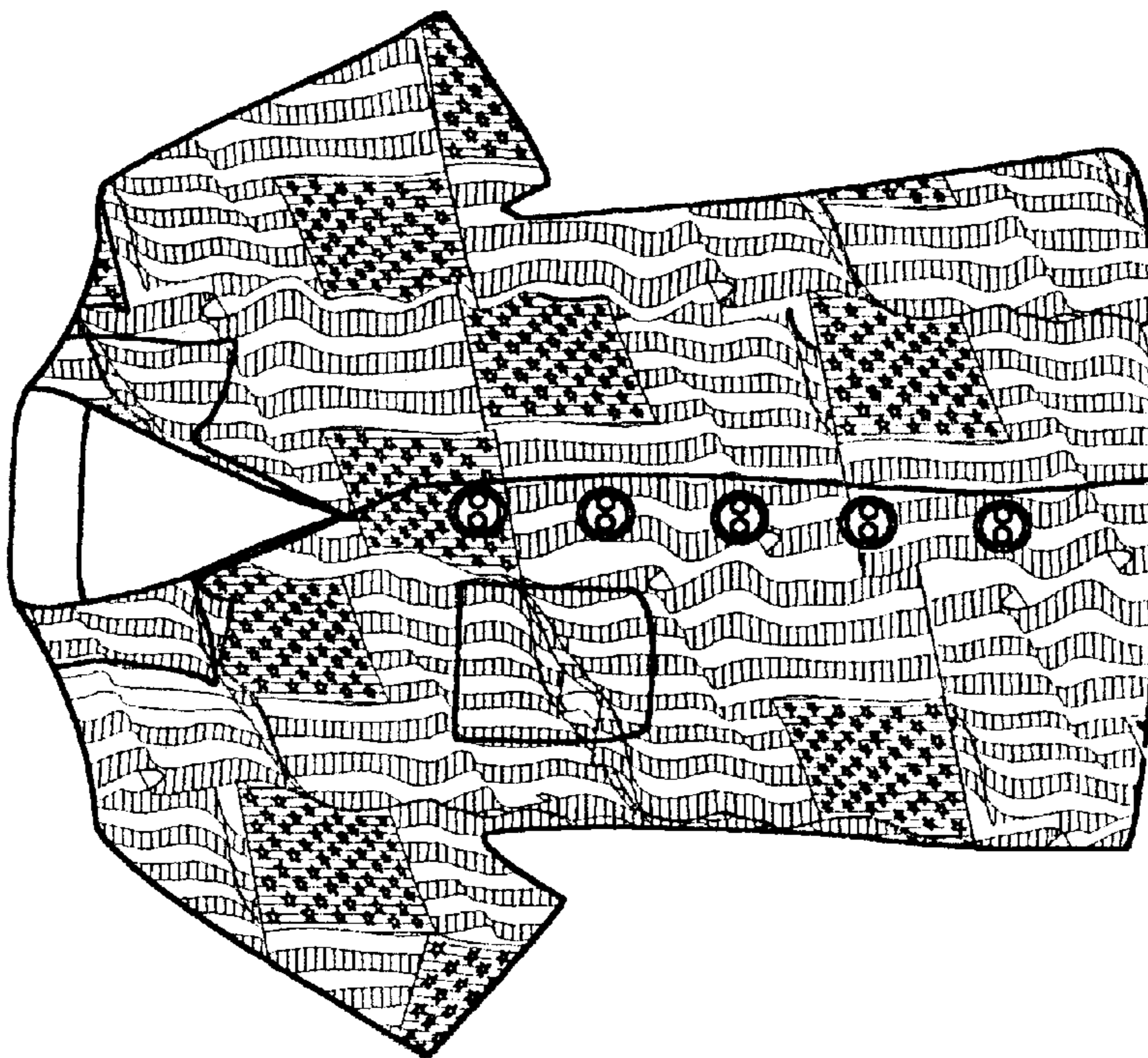


FIG. 1

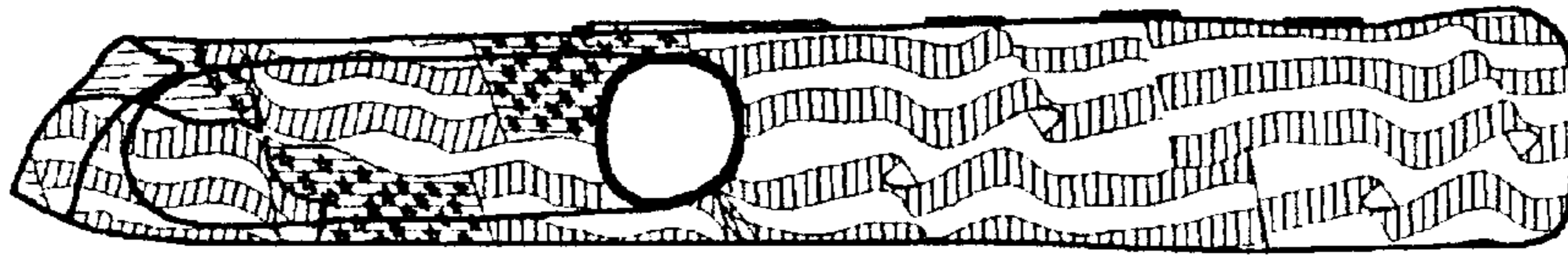


FIG. 4

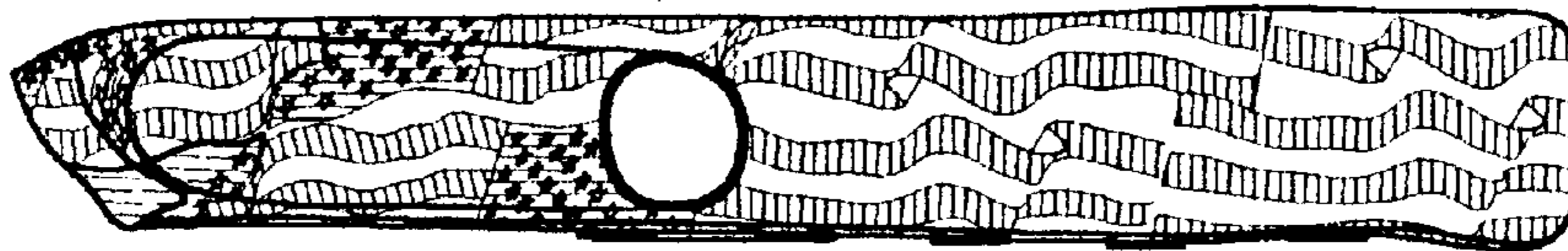


FIG. 3




FIG. 6




FIG. 5