

US00D462147S

(12) **United States Design Patent**  
**Houser**

(10) **Patent No.:** **US D462,147 S**  
(45) **Date of Patent:** **\*\* Aug. 27, 2002**

(54) **PROTECTIVE PAD FOR USE WITH SHOULDER STRAPS**

(76) Inventor: **Bonnie Houser**, 3103 Jay St., Ravenna, OH (US) 44266

(\*\*) Term: **14 Years**

5,114,185 A	5/1992	Reedom	
5,322,349 A	6/1994	Gianino	
5,620,234 A	4/1997	Gunby	
5,950,249 A	9/1999	Clement	
D424,202 S	5/2000	Wilson	
D448,477 S	* 9/2001	Bartle et al.	..... D24/124

\* cited by examiner

(21) Appl. No.: **29/149,454**

(22) Filed: **Oct. 10, 2001**

(51) **LOC (7) Cl.** ..... **29-02**

(52) **U.S. Cl.** ..... **D29/122; D29/101.2**

(58) **Field of Search** ..... D29/100, 101.1, D29/101.2, 101.3, 122; D2/853, 856, 860; D6/597; D3/327, 318, 322, 234, 232, 321; D11/56; 2/267, 321, 268, 46, 459, 460, 53, 311, 55; 224/264, 642, 643, 907; 280/801.1, 808; 297/482, 483; D24/124, 125, 190

*Primary Examiner*—Lucy Lieberman  
(74) *Attorney, Agent, or Firm*—Sand & Sebolt; Joseph A. Sebolt

(57) **CLAIM**

The ornamental design for a protective pad for use with shoulder straps, as shown and described.

(56) **References Cited**


U.S. PATENT DOCUMENTS

D53,939 S	10/1919	Sheppard	
D137,006 S	* 1/1944	Pereira	..... D11/56
2,467,380 A	* 4/1949	Hansen et al.	
2,654,887 A	* 10/1953	Hookstratten	..... 224/264
3,257,666 A	6/1966	Hoffman	
4,795,399 A	* 1/1989	Davis	..... 2/267
4,829,613 A	5/1989	Yon	
D302,748 S	* 8/1989	Dubeck et al.	..... D29/101.2
4,945,576 A	8/1990	Melton	

**DESCRIPTION**

FIG. 1 is a perspective view of a protective pad for use with shoulder straps of the present invention;  
FIG. 2 is a front elevational view of the protective pad for use with shoulder straps of the present invention;  
FIG. 3 is a right side elevational view of the protective pad for use with shoulder straps of the present invention;  
FIG. 4 is a top plan view of the protective pad for use with shoulder straps of the present invention;  
FIG. 5 is a bottom plan view of the protective pad for use with shoulder straps of the present invention; and,  
FIG. 6 is a left side elevational view of the protective pad for use with shoulder straps of the present invention.

1 Claim, 2 Drawing Sheets



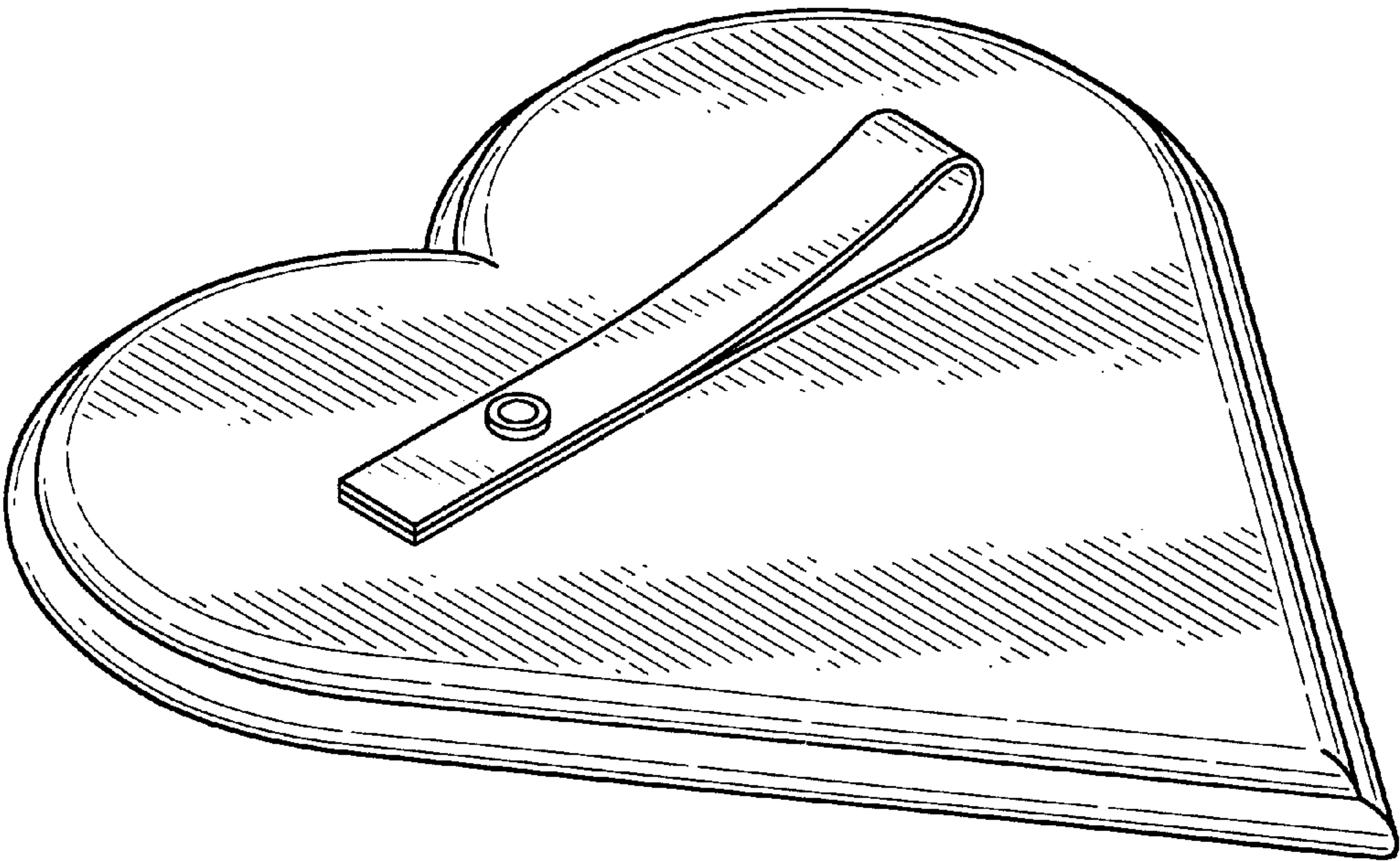


FIG-1



FIG-2



FIG-3




FIG-6

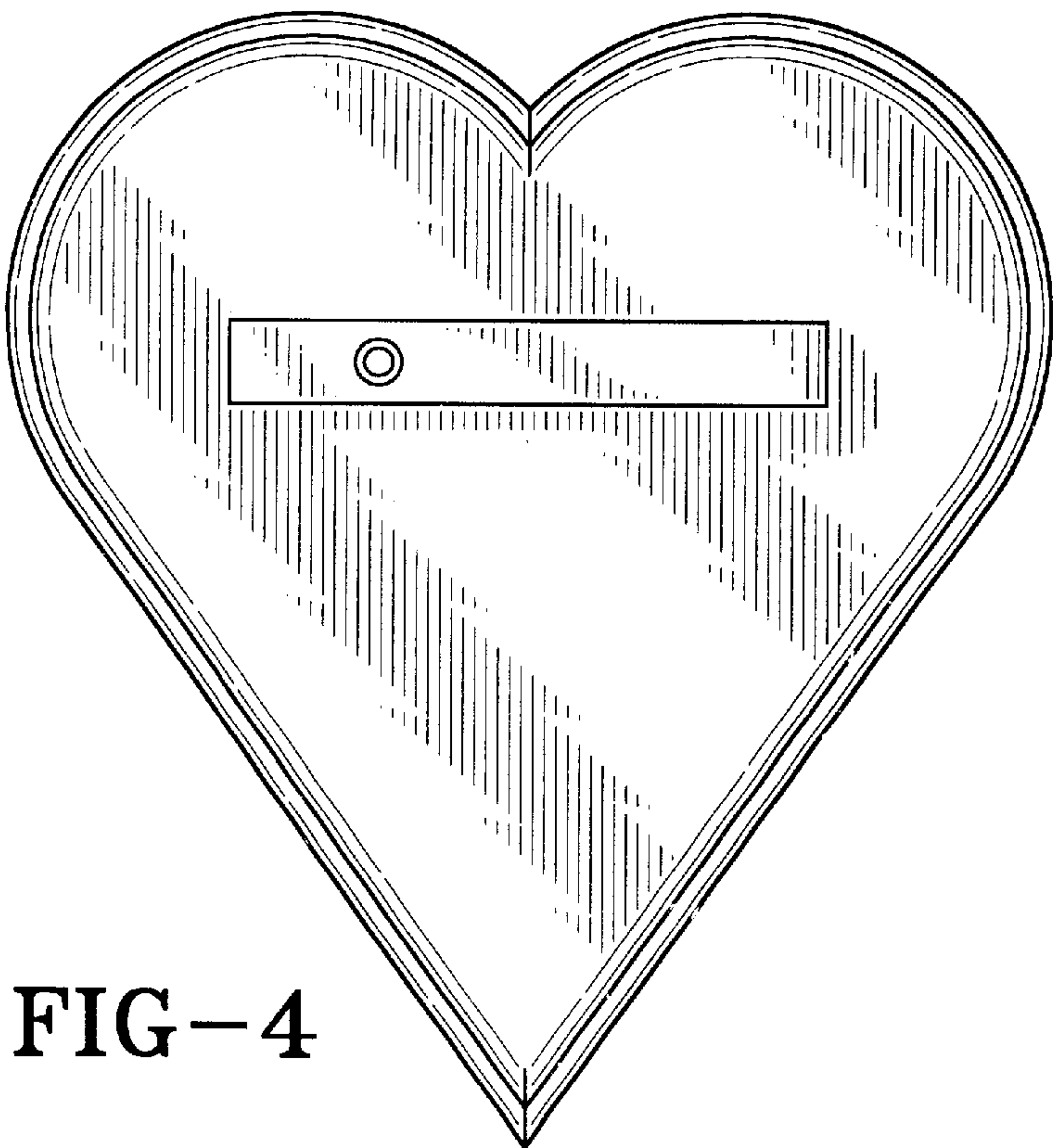


FIG-4

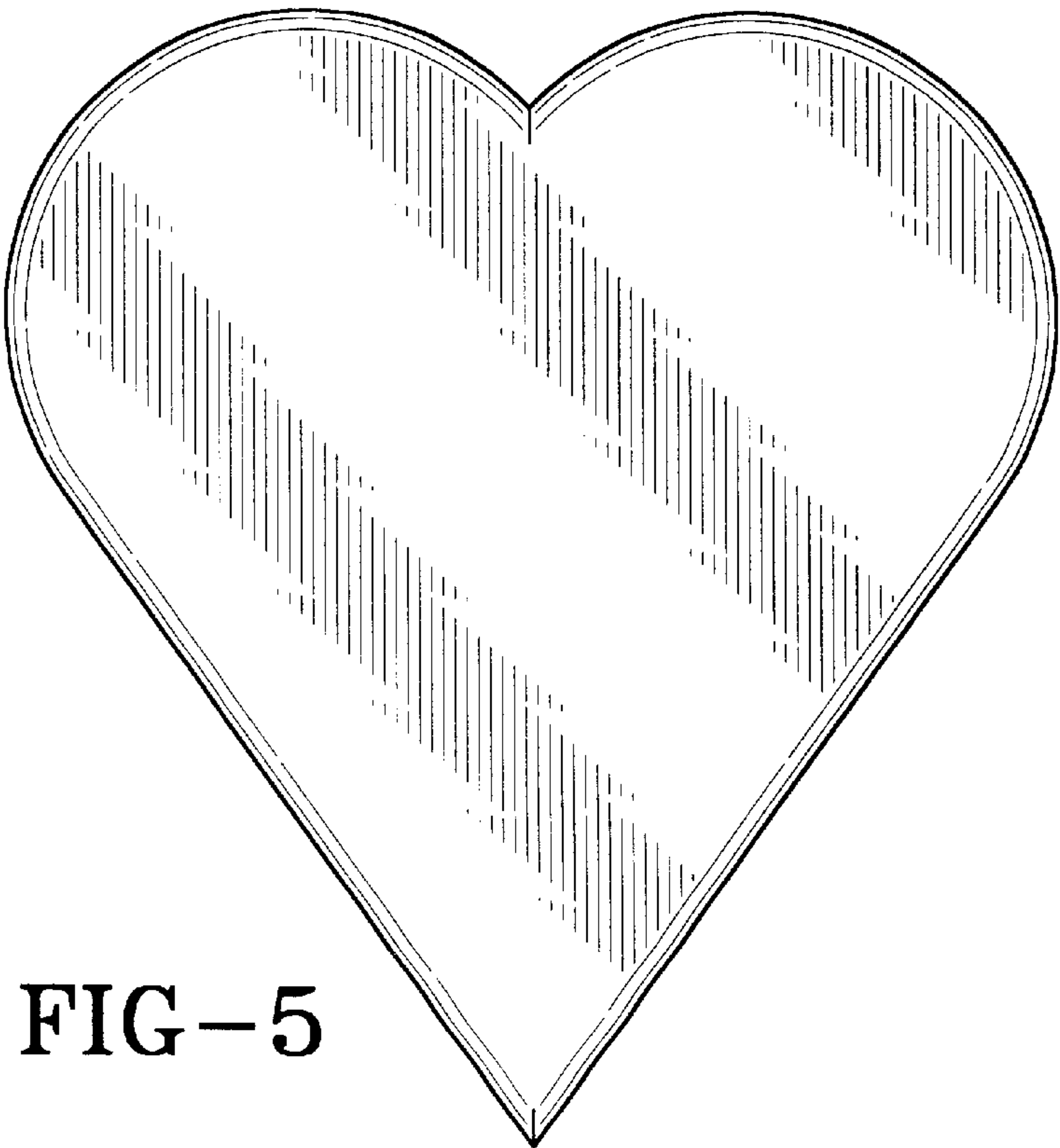


FIG-5