



US00D462131S

(12) **United States Design Patent**
Huang et al.

(10) **Patent No.:** **US D462,131 S**

(45) **Date of Patent:** **** Aug. 27, 2002**

(54) **LIGHT BULB**

D363,358 S * 10/1995 Wang D26/2
D415,582 S * 10/1999 Camarota D26/2
D429,826 S * 8/2000 Aldubi et al. D26/4

(76) Inventors: **Stanley Huang**, 6 Fl., No. 24, Lane 9,
I-Hsing St., Hsi-Chih City, Taipei
Hsien; **Mao-Sen Tseng**, 10F-2, No. 20,
Chung-Hwa Rd., San-Hsia Chen, Taipei
Hsien, both of (TW)

* cited by examiner

Primary Examiner—Marcus A. Jackson
(74) *Attorney, Agent, or Firm*—Kolisich Hartwell Dickinson
McCormack & Heuser

(**) **Term:** **14 Years**

(21) **Appl. No.:** **29/145,460**

(22) **Filed:** **Jul. 23, 2001**

(51) **LOC (7) Cl.** **26-06**

(52) **U.S. Cl.** **D26/5**

(58) **Field of Search** D26/1, 2, 3, 4;
362/326, 334, 335, 337, 351, 358; 313/113,
128, 129, 130, 131, 315, 318

(57) **CLAIM**

The ornamental design for a light bulb, as shown.

DESCRIPTION


FIG. 1 is a perspective view of a light bulb, showing our new design;
FIG. 2 is a front elevational view thereof;
FIG. 3 is a rear elevational view thereof;
FIG. 4 is a left elevational view thereof;
FIG. 5 is a right elevational view thereof;
FIG. 6 is a top plan view thereof; and,
FIG. 7 is a bottom plan view thereof.

(56) **References Cited**

U.S. PATENT DOCUMENTS

D164,782 S * 10/1951 Zibrizzi D26/2
D181,874 S * 1/1958 Nibur D26/2

1 Claim, 4 Drawing Sheets






FIG. 1

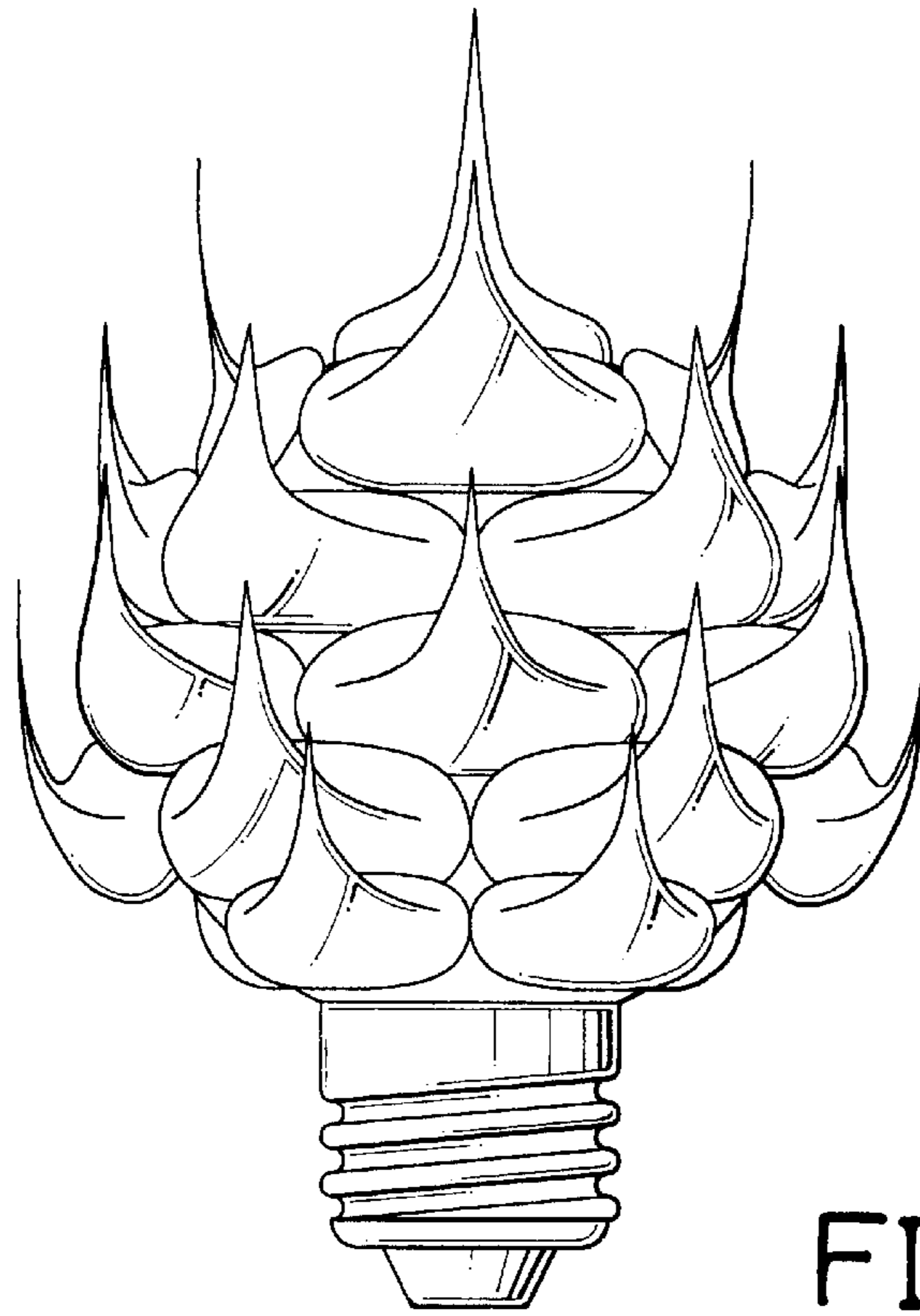


FIG.2

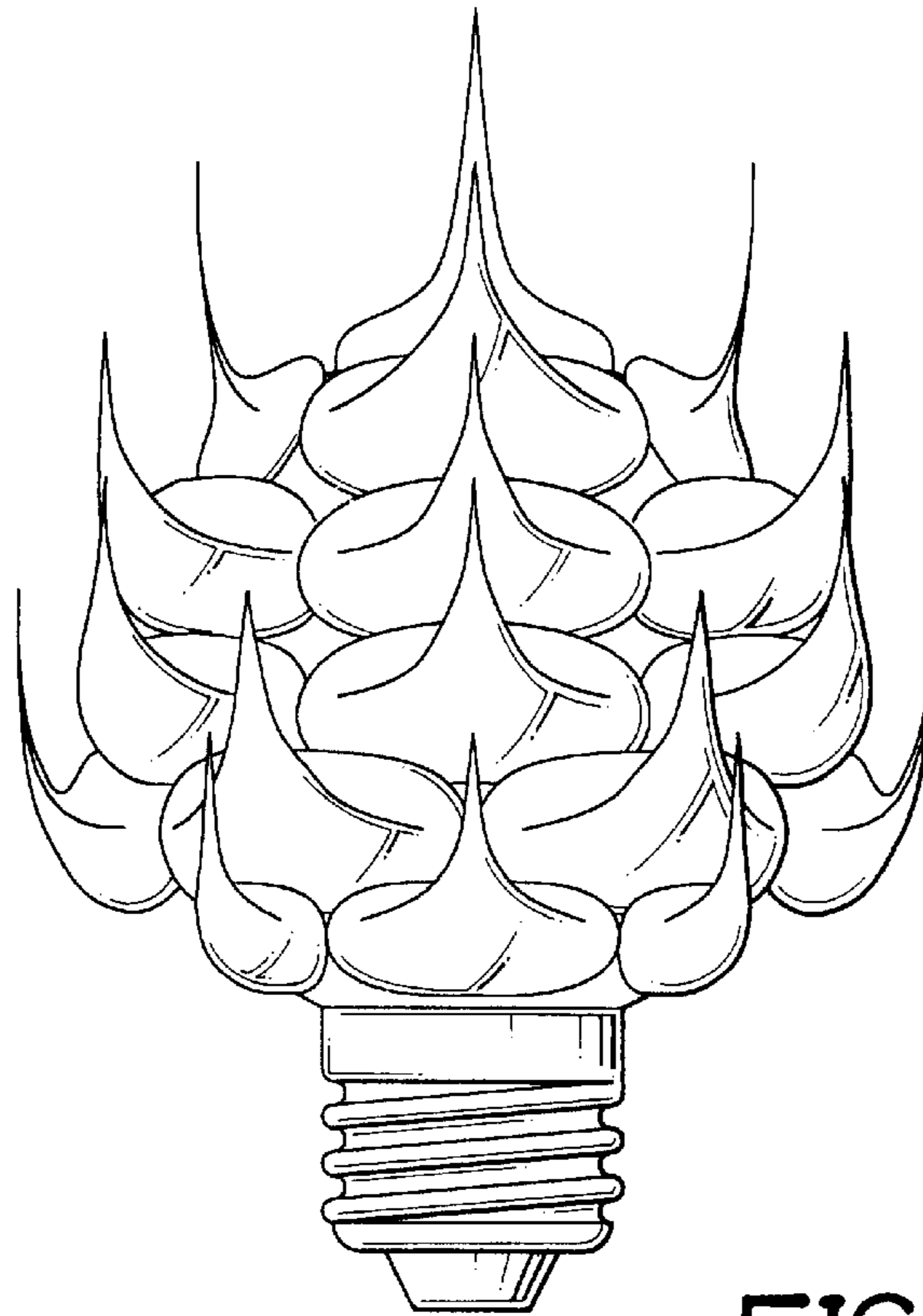


FIG.3

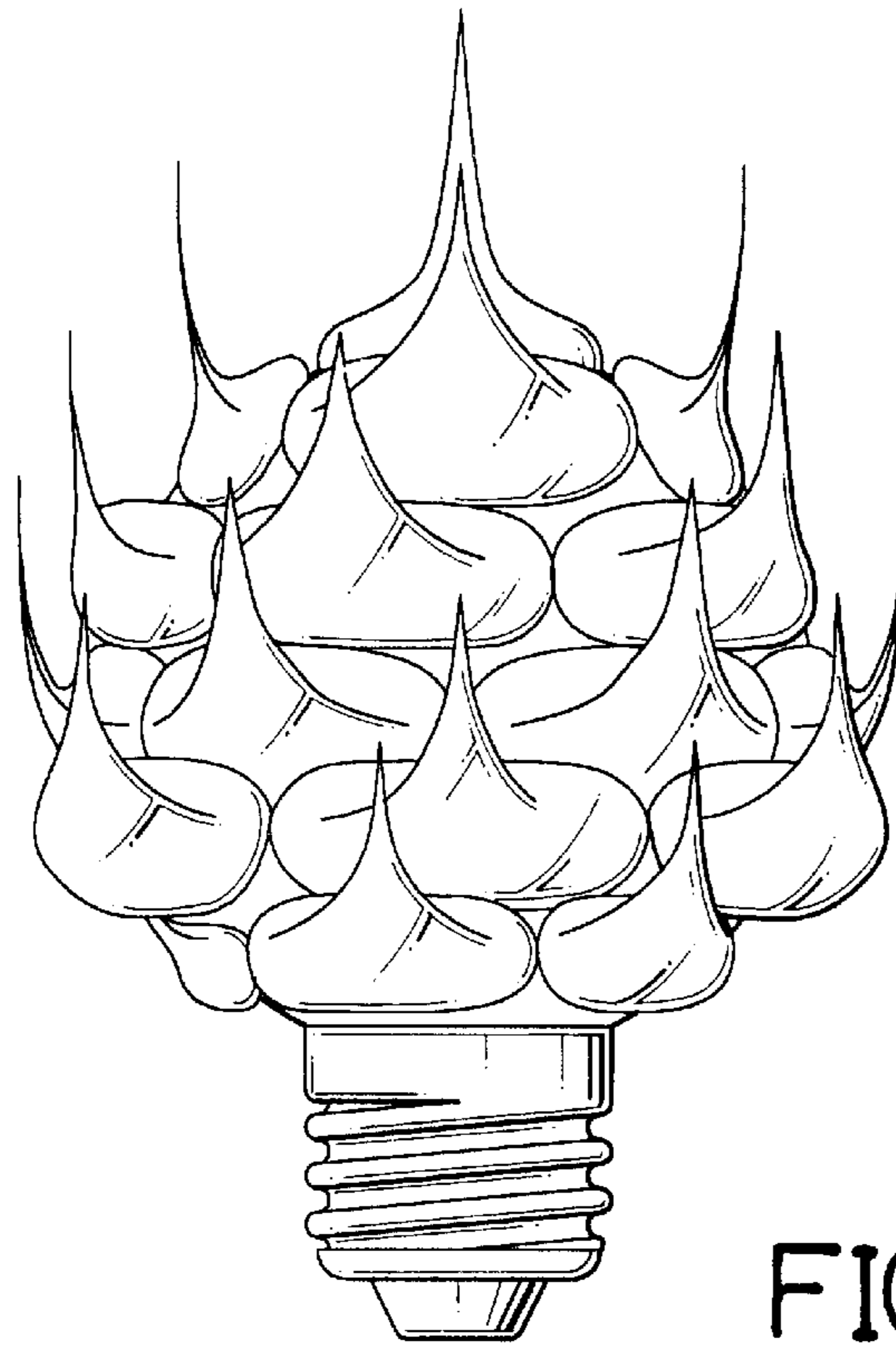


FIG. 4

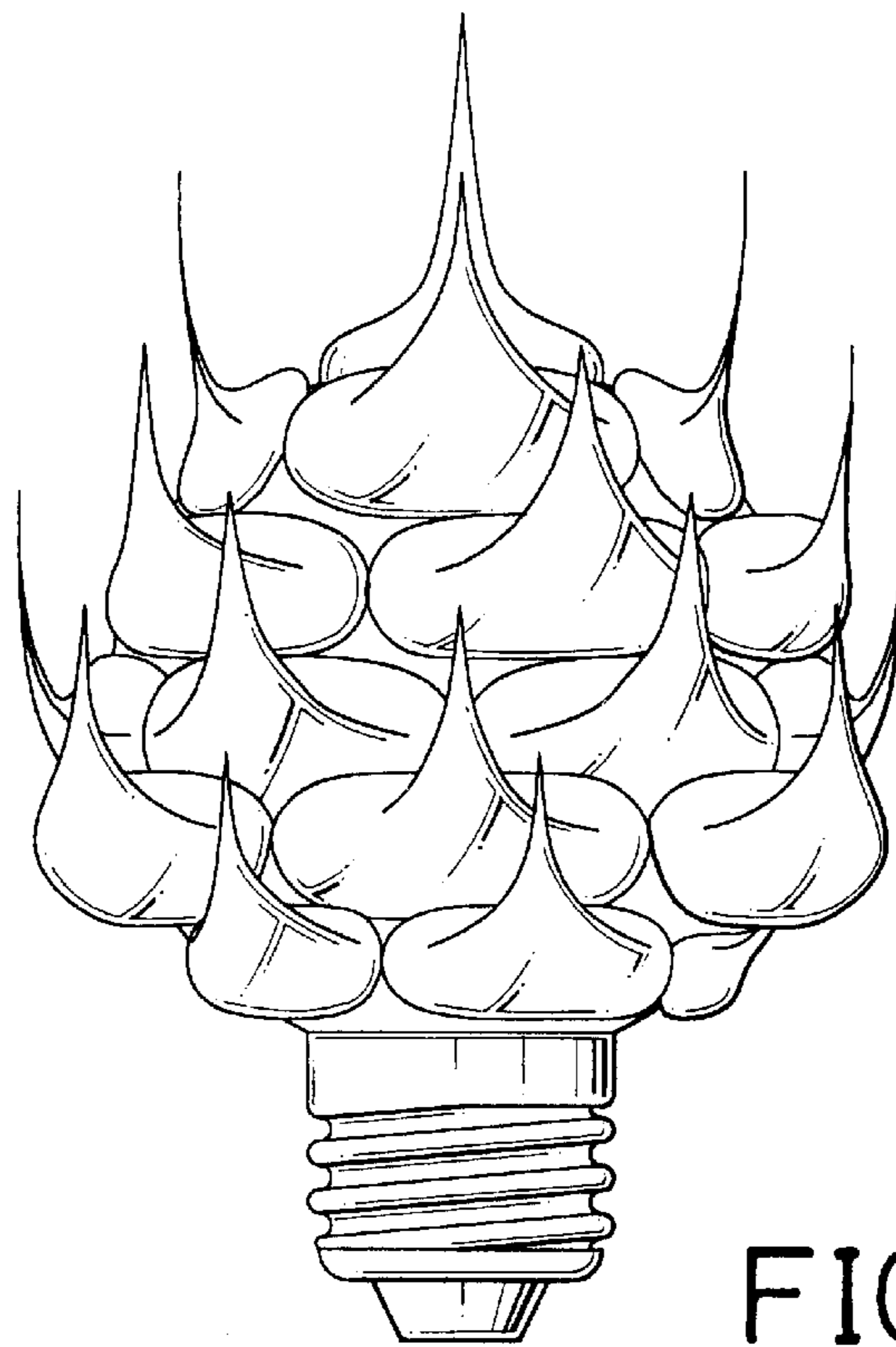


FIG. 5




FIG. 6




FIG. 7