



US00D462129S

(12) **United States Design Patent**  
**Sadosky, Jr. et al.**

(10) **Patent No.:** **US D462,129 S**

(45) **Date of Patent:** **\*\* Aug. 27, 2002**

(54) **ROOF PANEL**

(75) Inventors: **Lenard Sadosky, Jr.**, Arlington, TX (US); **John Miller**, Corona, CA (US); **Natalie Tanner**, Anaheim, CA (US); **Joseph O. Wilson**, Menifee Valley, CA (US); **Nigel Baas**, Auckland (NZ); **Toone Elzink**, Auckland (NZ); **Stuart Hayman**, Auckland (NZ); **Peter Richards**, Auckland (NZ)

(73) Assignee: **Tasman Roofing, Inc.**, Corona, CA (US)

(\*\*) Term: **14 Years**

(21) Appl. No.: **29/137,864**

(22) Filed: **Feb. 26, 2001**  
(Under 37 CFR 1.47)

(51) **LOC (7) Cl.** ..... **25-01**

(52) **U.S. Cl.** ..... **D25/141**

(58) **Field of Search** ..... D25/139, 141;  
52/519, 554, 556, 555

(56) **References Cited**

**U.S. PATENT DOCUMENTS**

3,921,358 A	11/1975	Bettoli	.....	52/314
4,717,614 A	1/1988	Bondoc et al.	.....	428/143
D302,859 S	* 8/1989	Kero	.....	D25/141
D309,027 S	7/1990	Noone et al.	.....	52/553
5,232,530 A	8/1993	Malmquist et al.	.....	156/78
5,611,186 A	3/1997	Weaver	.....	52/557
5,666,776 A	9/1997	Weaver et al.	.....	52/557

\* cited by examiner

*Primary Examiner*—Doris Clark

(74) *Attorney, Agent, or Firm*—Ladas & Parry

(57) **CLAIM**

The ornamental design for “roof panel”, as shown and described.

**DESCRIPTION**

The file of this patent contains at least one drawing/photograph executed in color.

FIG. 1 is a perspective view showing a first embodiment of our new design;

FIG. 2 is a left side view of the first embodiment;

FIG. 3 is a right side view of the first embodiment;

FIG. 4 is a front view of the first embodiment;

FIG. 5 is a rear view of the first embodiment;

FIG. 6 is a top plan view of the first embodiment;

FIG. 7 is a bottom plan view of the first embodiment;

FIG. 8 is a top plan view showing a second embodiment of our new design, the other views of the second embodiment being substantially the same as those of the first embodiment;

FIG. 9 is a top plan view showing a third embodiment, in color, of our new design, the other views of the third embodiment being substantially the same as those of the first embodiment;

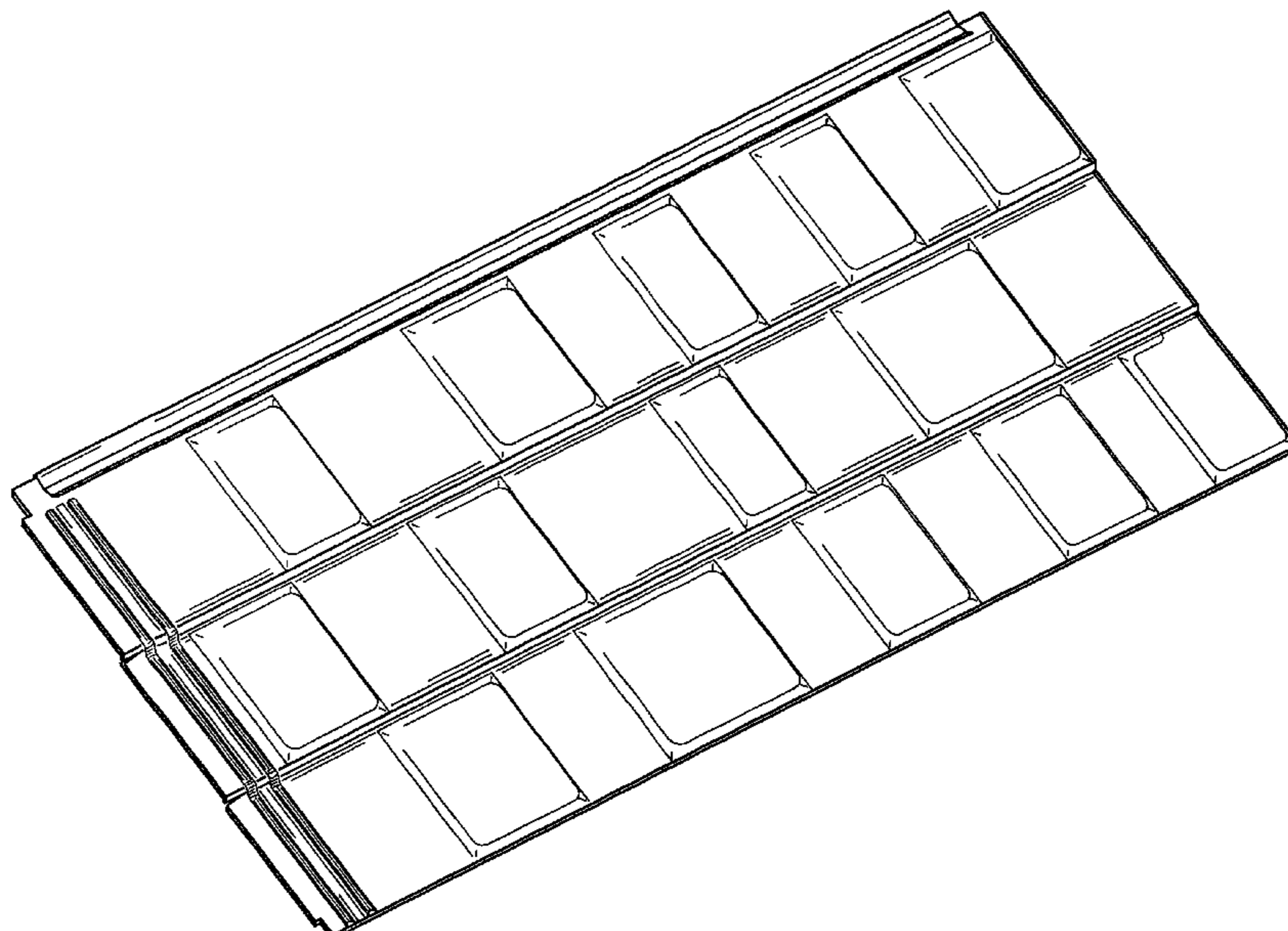
FIG. 10 is a top plan view showing a fourth embodiment, in color, of our new design, the other views of the fourth embodiment being substantially the same as those of the first embodiment; and,

FIG. 11 is a top plan view showing a fifth embodiment, in color, of our new design, the other views of the fifth embodiment being substantially the same as those of the first embodiment.

In all embodiments, the shape of the parts shown in phantom lines is not claimed and is for illustrative purposes only.

**1 Claim, 8 Drawing Sheets**

**(3 of 8 Drawing Sheet(s) Filed in Color)**



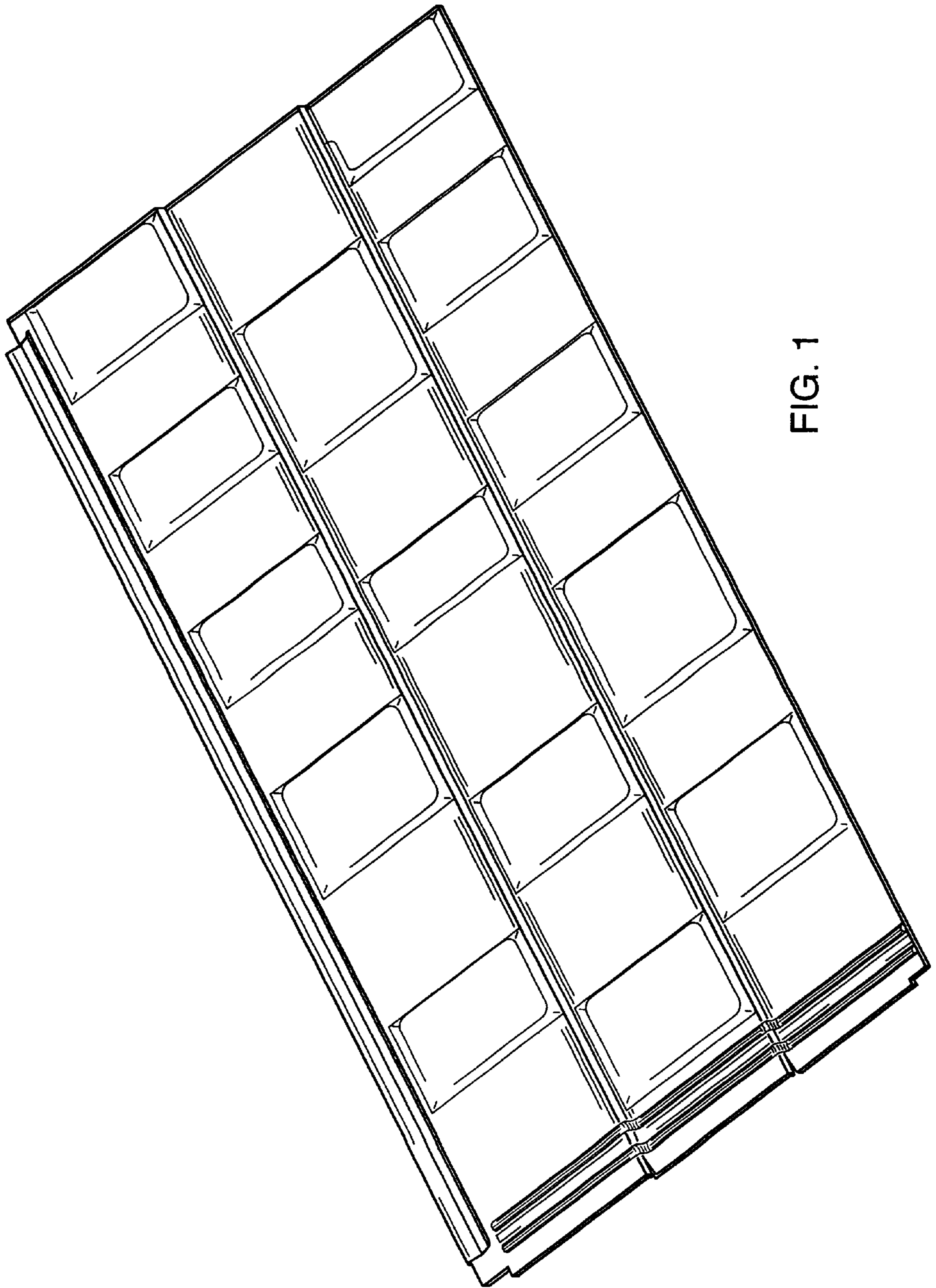


FIG. 1

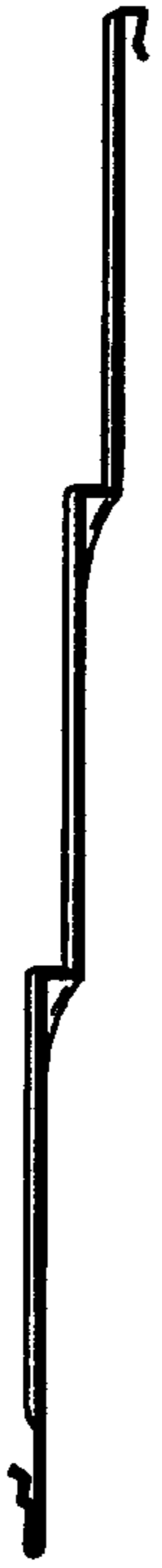


FIG. 2



FIG. 3



FIG. 4



FIG. 5




FIG. 6




FIG. 7




FIG. 8




FIG. 9




FIG. 10






FIG. 11