



US00D462119S

(12) **United States Design Patent**
Stauffer

(10) **Patent No.:** **US D462,119 S**

(45) **Date of Patent:** **** Aug. 27, 2002**

(54) **FAN PEDESTAL**

D110,042 S * 6/1938 Willey D23/378
D341,196 S * 11/1993 Cheslock D23/378

(75) Inventor: **Michael J. Stauffer**, Memphis, TN
(US)

* cited by examiner

(73) Assignee: **Hunter Fan Company**, Memphis, TN
(US)

Primary Examiner—Lisa Lichtenstein
(74) *Attorney, Agent, or Firm*—Baker, Donelson, Bearman
& Caldwell

(**) Term: **14 Years**

(57) **CLAIM**

(21) Appl. No.: **29/152,988**

The ornamental design for a fan pedestal, as shown and described.

(22) Filed: **Dec. 31, 2001**

DESCRIPTION

(51) **LOC (7) Cl.** **23-04**

(52) **U.S. Cl.** **D23/411**

(58) **Field of Search** D23/411, 378;
416/246, 247 R, 244 R

FIG. 1 is a perspective view of the fan pedestal showing my new design.

FIG. 2 is a front view thereof, the rear view, right side view and left side view being the same thereof.

FIG. 3 is a bottom view thereof; and,

FIG. 4 is a top view thereof.

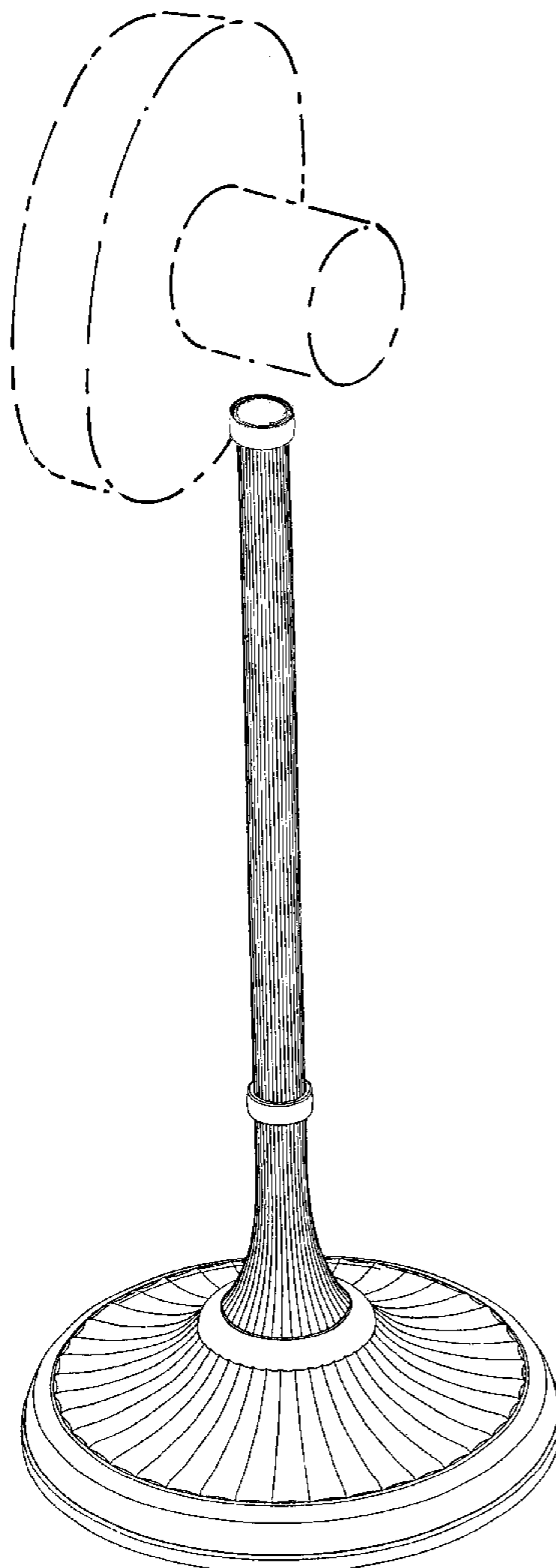
The broken lines in FIG. 1 show environmental features which are for illustrative purposes only and form no part of the claimed design.

(56) **References Cited**

U.S. PATENT DOCUMENTS

D48,710 S * 3/1916 Crucet D23/378
D83,636 S * 3/1931 Meyer D23/411
D104,940 S * 6/1937 Hueglin D23/378

1 Claim, 3 Drawing Sheets



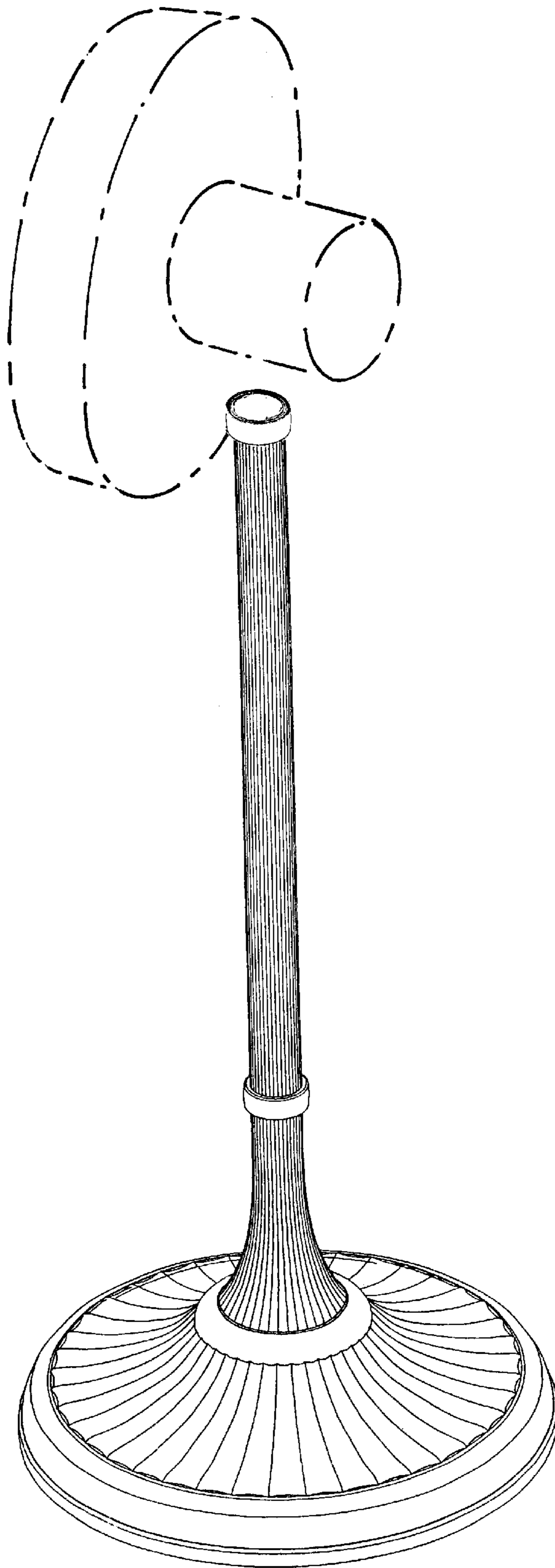


Fig. 1

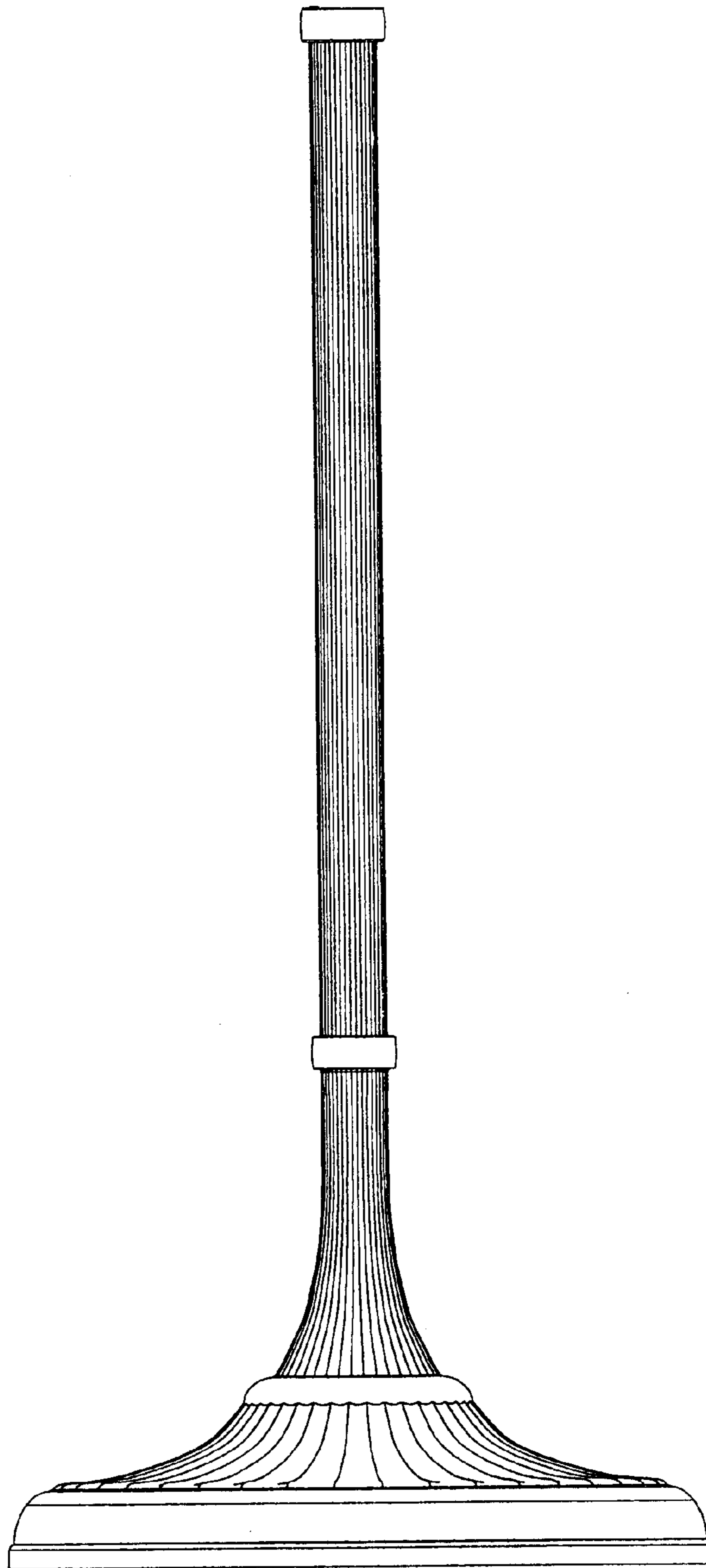


Fig. 2

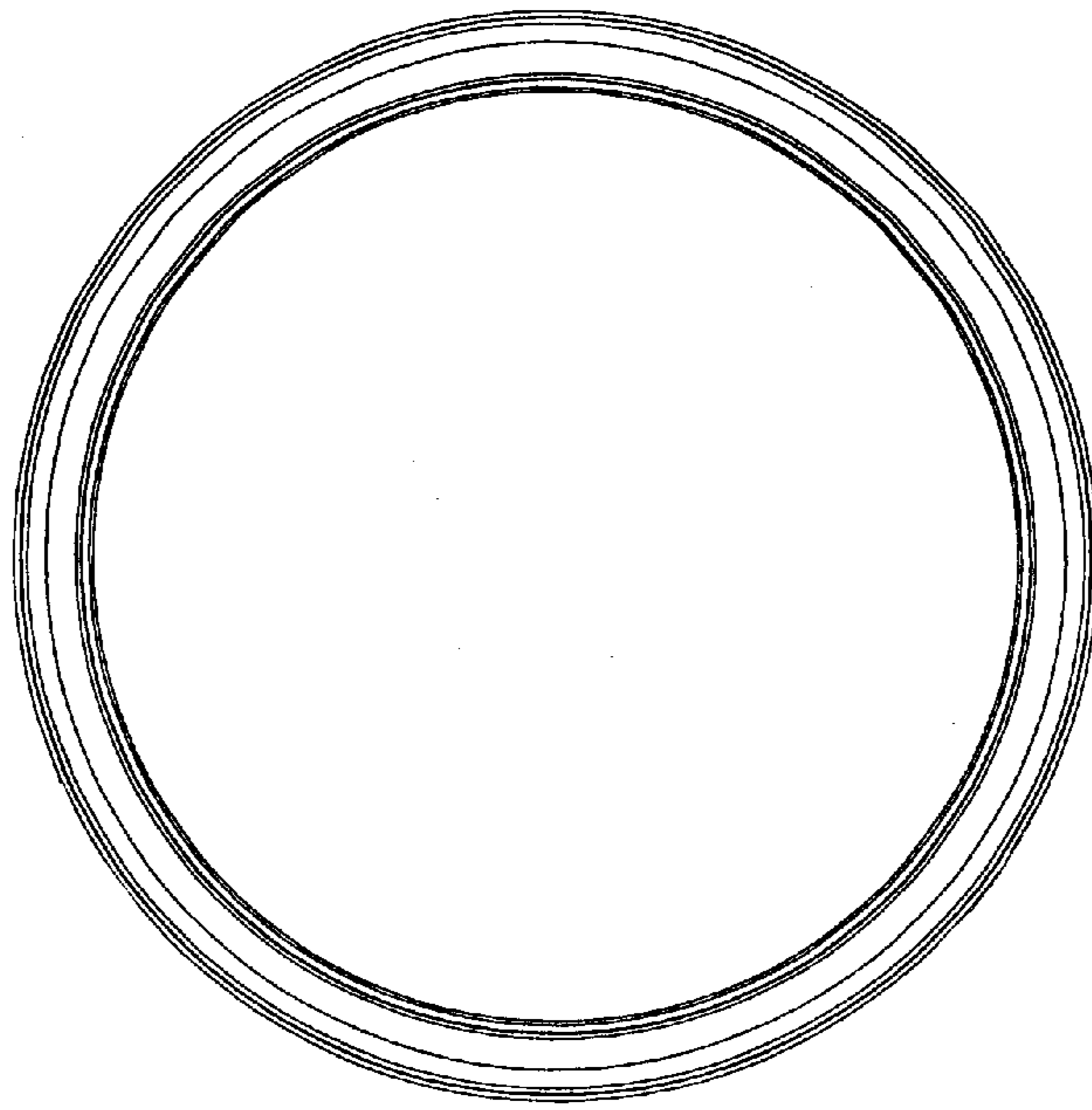


Fig. 3




Fig. 4