



US00D462110S

(12) **United States Design Patent**  
**King**

(10) **Patent No.:** **US D462,110 S**

(45) **Date of Patent:** **\*\* Aug. 27, 2002**

(54) **SHORT SPRINKLER**

D448,449 S \* 9/2001 Jacobs et al. .... D23/214

(75) Inventor: **Courtney A. King**, Ypsilanti, MI (US)

\* cited by examiner

(73) Assignee: **Bird Brain, Inc.**, Ypsilanti, MI (US)

*Primary Examiner*—Robin V. Taylor

(74) *Attorney, Agent, or Firm*—Young & Basile, P.C.

(\*\*) Term: **14 Years**

(57) **CLAIM**

(21) Appl. No.: **29/145,905**

The ornamental design for a short sprinkler, as shown and described.

(22) Filed: **Jul. 31, 2001**

(51) **LOC (7) Cl.** ..... **23-01**

(52) **U.S. Cl.** ..... **D23/214**

(58) **Field of Search** ..... D23/213, 214,  
D23/215; 239/566-567, 211

**DESCRIPTION**

FIG. 1 is a front perspective view of a sprinkler according to the invention;

FIG. 2 is a front elevational view of the sprinkler of FIG. 1, the rear elevational view being identical;

FIG. 3 is a side elevational view of the sprinkler of FIG. 1, the left side being the same except for the omission of the hose connection; and,

FIG. 4 is a bottom plan view of the sprinkler of FIG. 1.

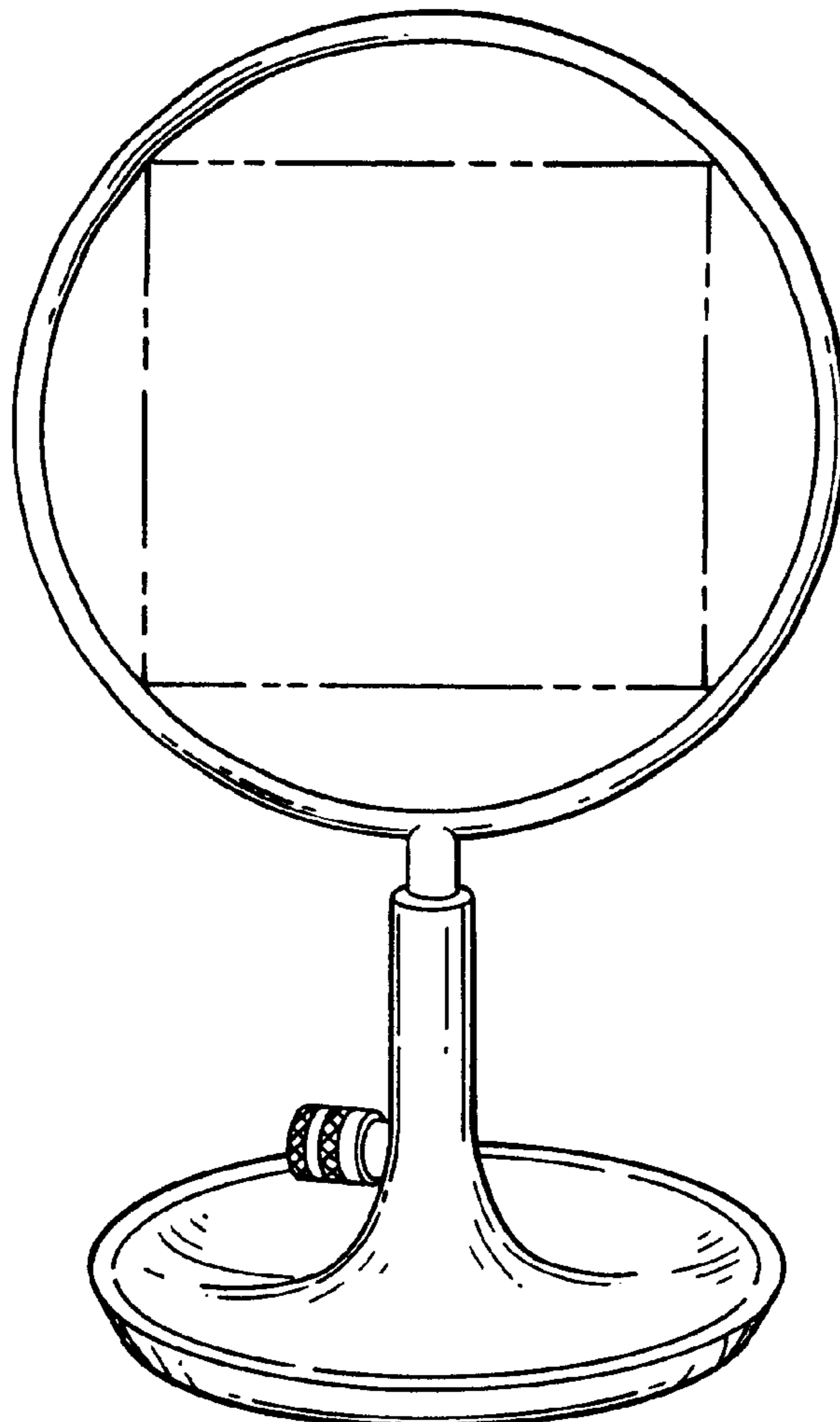
The broken line showing is for illustrative purposes only and forms no part of the claimed design.

(56) **References Cited**

**U.S. PATENT DOCUMENTS**

1,758,767	A	*	5/1930	Taggart	.....	239/214
D277,610	S	*	2/1985	Arginsky	.....	D23/14
D419,639	S	*	1/2000	Ormiston	.....	D23/214
D441,423	S	*	5/2001	Goknur et al.	.....	D23/214
D445,479	S	*	7/2001	Thomas	.....	D23/214

**1 Claim, 1 Drawing Sheet**



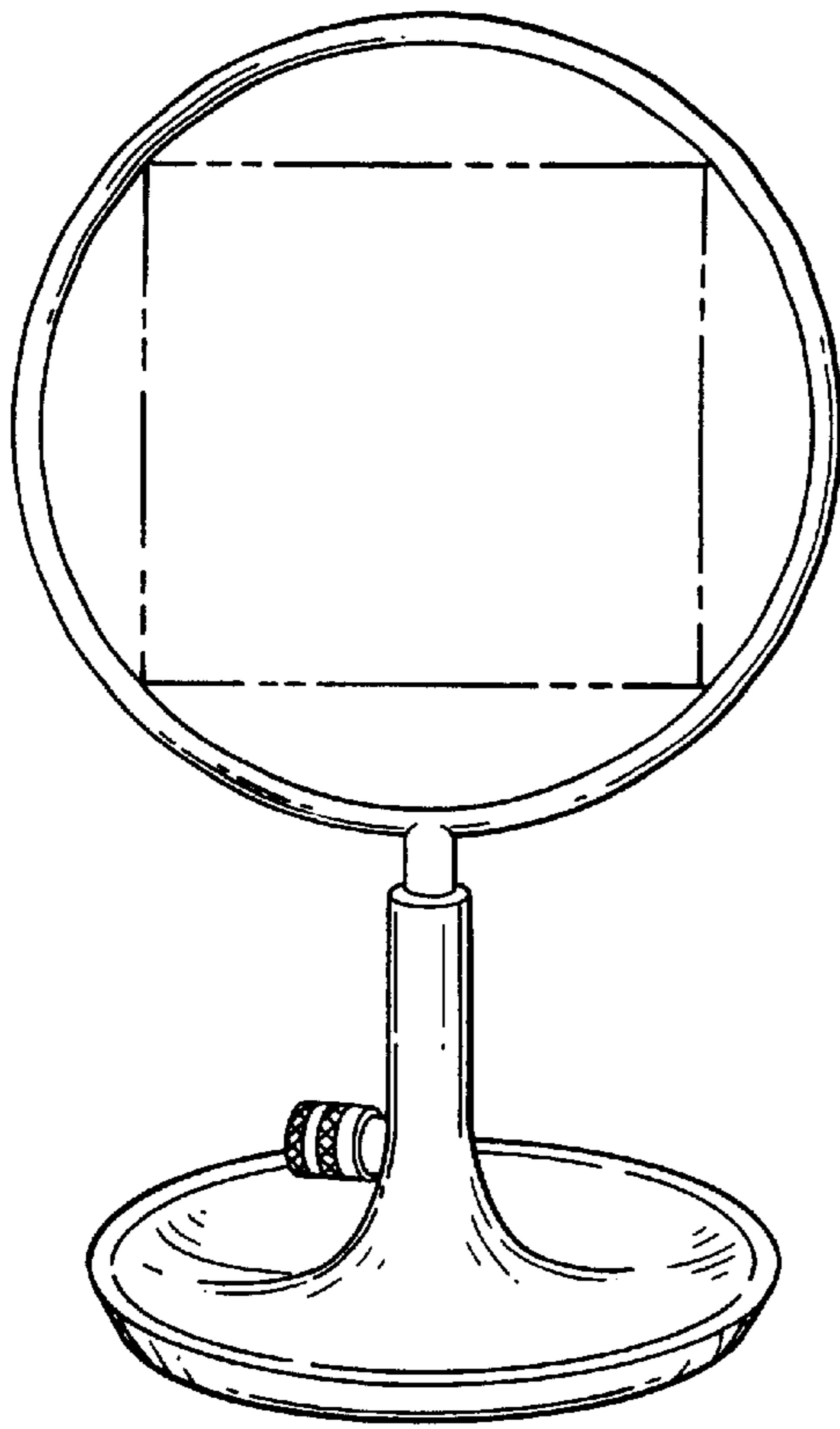


FIG - 1

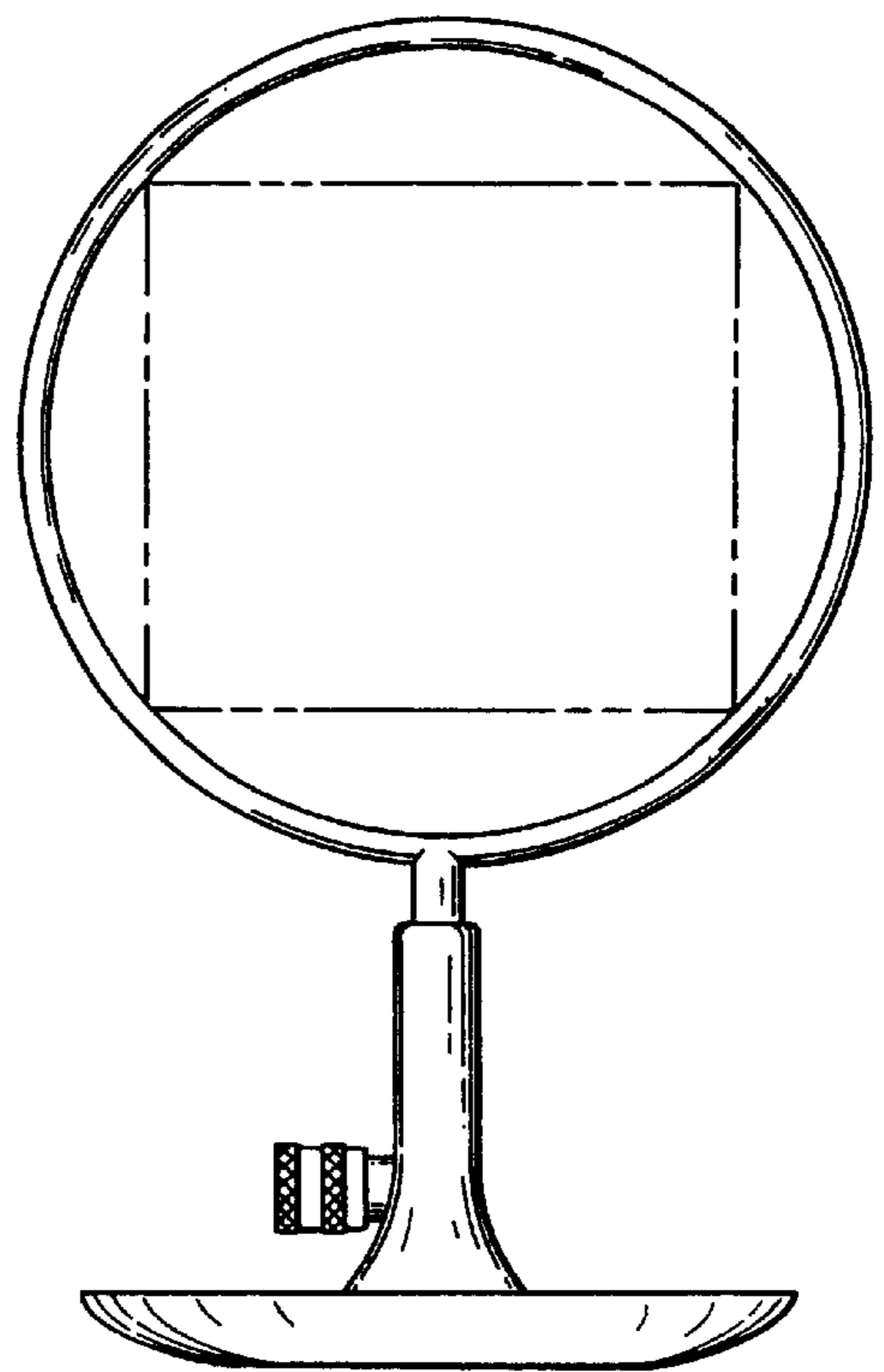


FIG - 2

FIG- 3

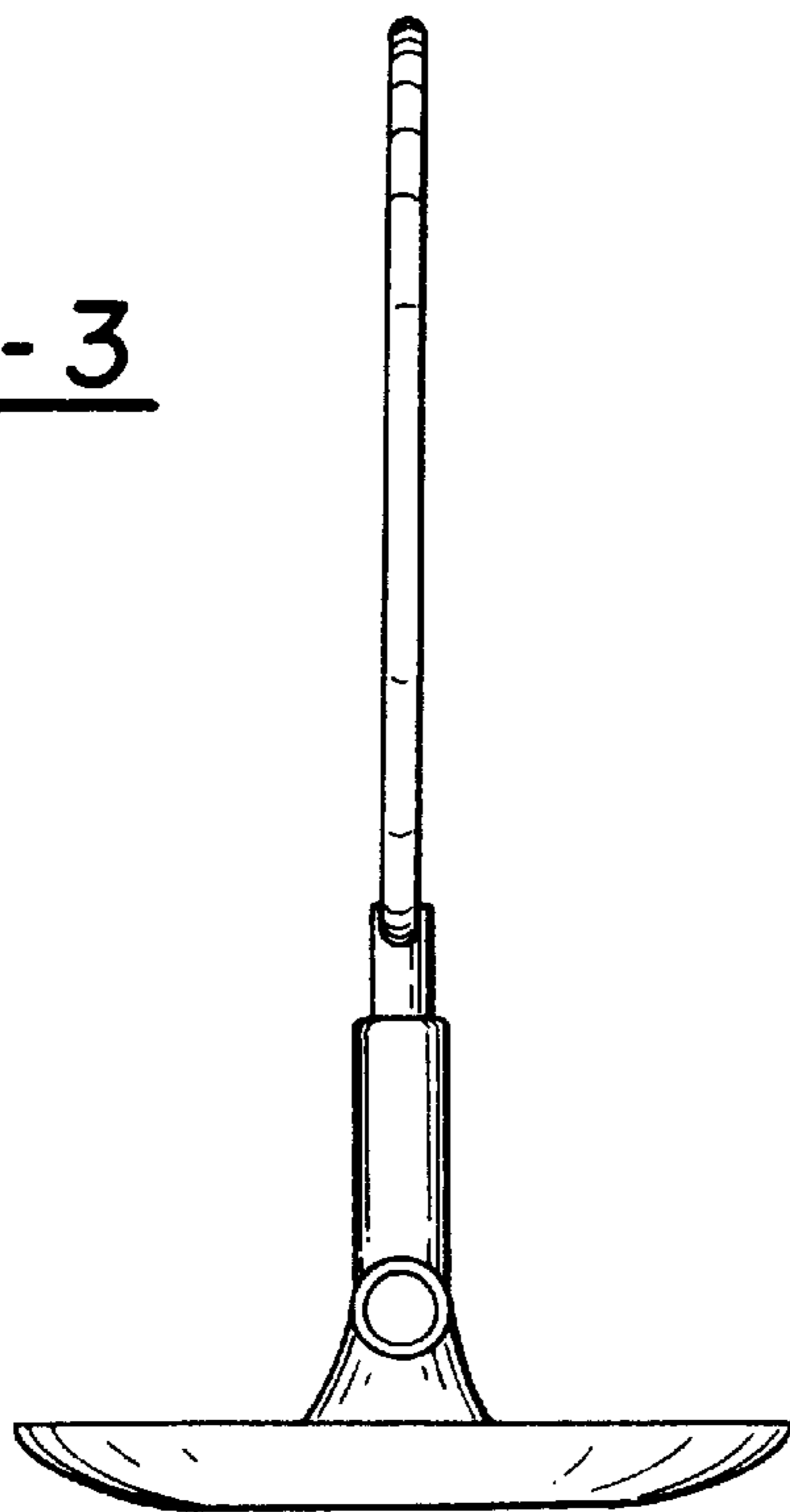


FIG - 4

