



US00D462094S

(12) **United States Design Patent**
Hussaini et al.

(10) **Patent No.:** **US D462,094 S**

(45) **Date of Patent:** **** Aug. 27, 2002**

(54) **VIDEO GAME ACCESSORY**

(75) Inventors: **Saied Hussaini; Marc Iacovelli**, both of Miami, FL (US)

(73) Assignee: **Intec, Inc**, Miami, FL (US)

(**) Term: **14 Years**

(21) Appl. No.: **29/148,456**

(22) Filed: **Sep. 21, 2001**

(51) **LOC (7) Cl.** **21-01**

(52) **U.S. Cl.** **D21/333**

(58) **Field of Search** D21/324-333,
D21/369, 385; D3/218; 273/148 A, 148 B,
108, 118 R, 123 R, 454; 463/46, 47, 1,
16-22, 49; 345/905, 156

(56) **References Cited**

U.S. PATENT DOCUMENTS

3,541,256	A	*	11/1970	Anders	273/148 B
D301,494	S	*	6/1989	Gutknecht	D21/333
5,564,209	A	*	10/1996	Zagnoli	273/148 B
5,813,914	A	*	9/1998	McKay et al.	463/46
RE36,641	E	*	4/2000	Griffin	273/148 B
D436,632	S	*	1/2001	Muraki et al.	D21/325
6,262,785	B1	*	7/2001	Kim	345/903

6,290,228	B1	*	9/2001	Roberts et al.	273/148 B
D450,096	S	*	11/2001	Legras et al.	D21/333
6,364,771	B1	*	4/2002	Lee	273/148 B

* cited by examiner

Primary Examiner—Prabhakar Deshmukh

(74) *Attorney, Agent, or Firm*—Liniak, Berenato, Longacre & White

(57) **CLAIM**

The ornamental design for a video game accessory, as shown and described.

DESCRIPTION

FIG. 1 is a front view of the video game accessory according to the present invention.

FIG. 2 is a rear view of the video game accessory of FIG. 1.

FIG. 3 is a right side view of the video game accessory of FIG. 1.

FIG. 4 is a left side view of the video game accessory of FIG. 1.

FIG. 5 is a top view of the video game accessory of FIG. 1.

FIG. 6 is a bottom view of the video game accessory of FIG. 1; and,

FIG. 7 is a front elevational perspective view of the video game accessory of FIG. 1.

1 Claim, 4 Drawing Sheets

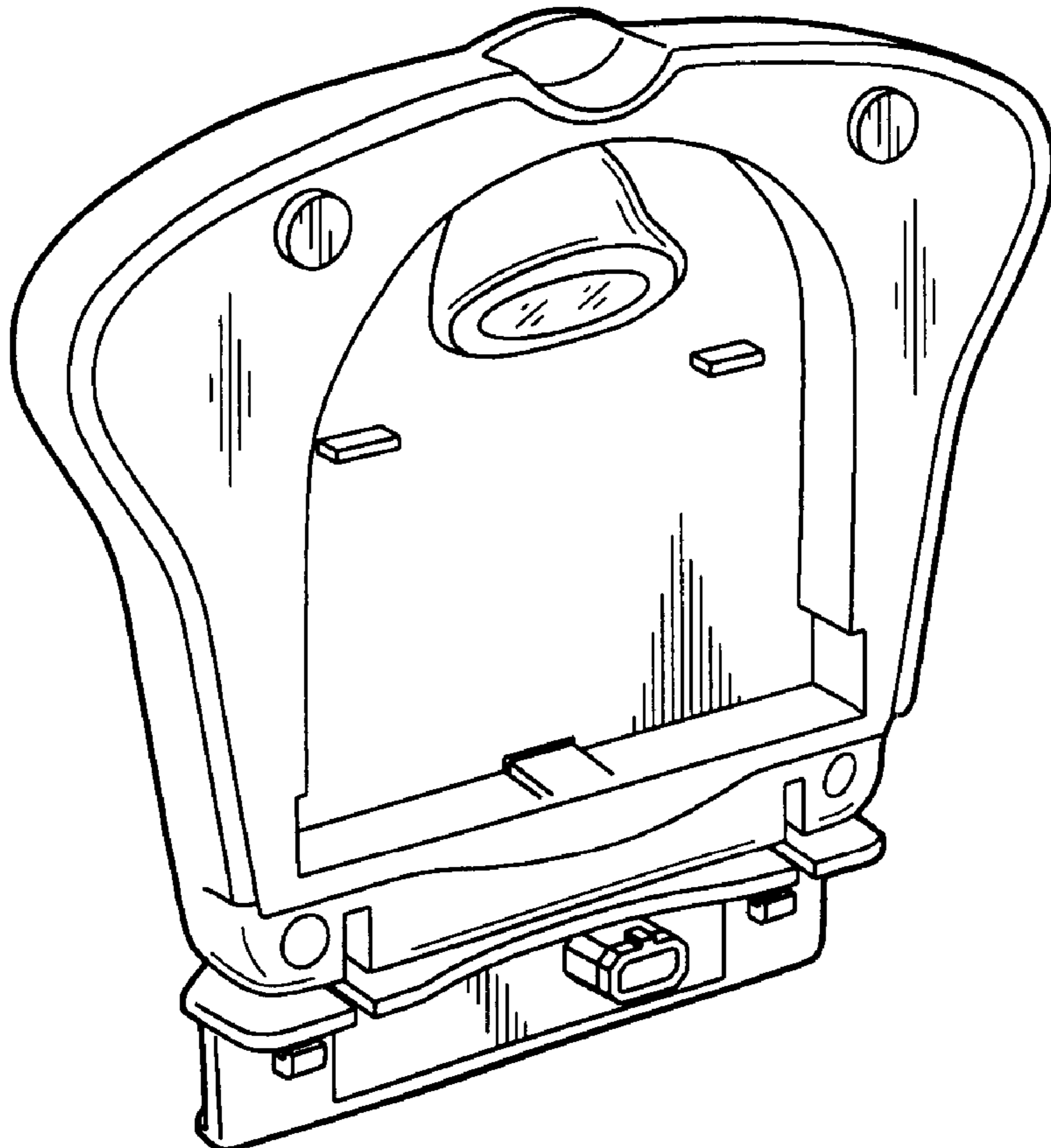


Fig. 1

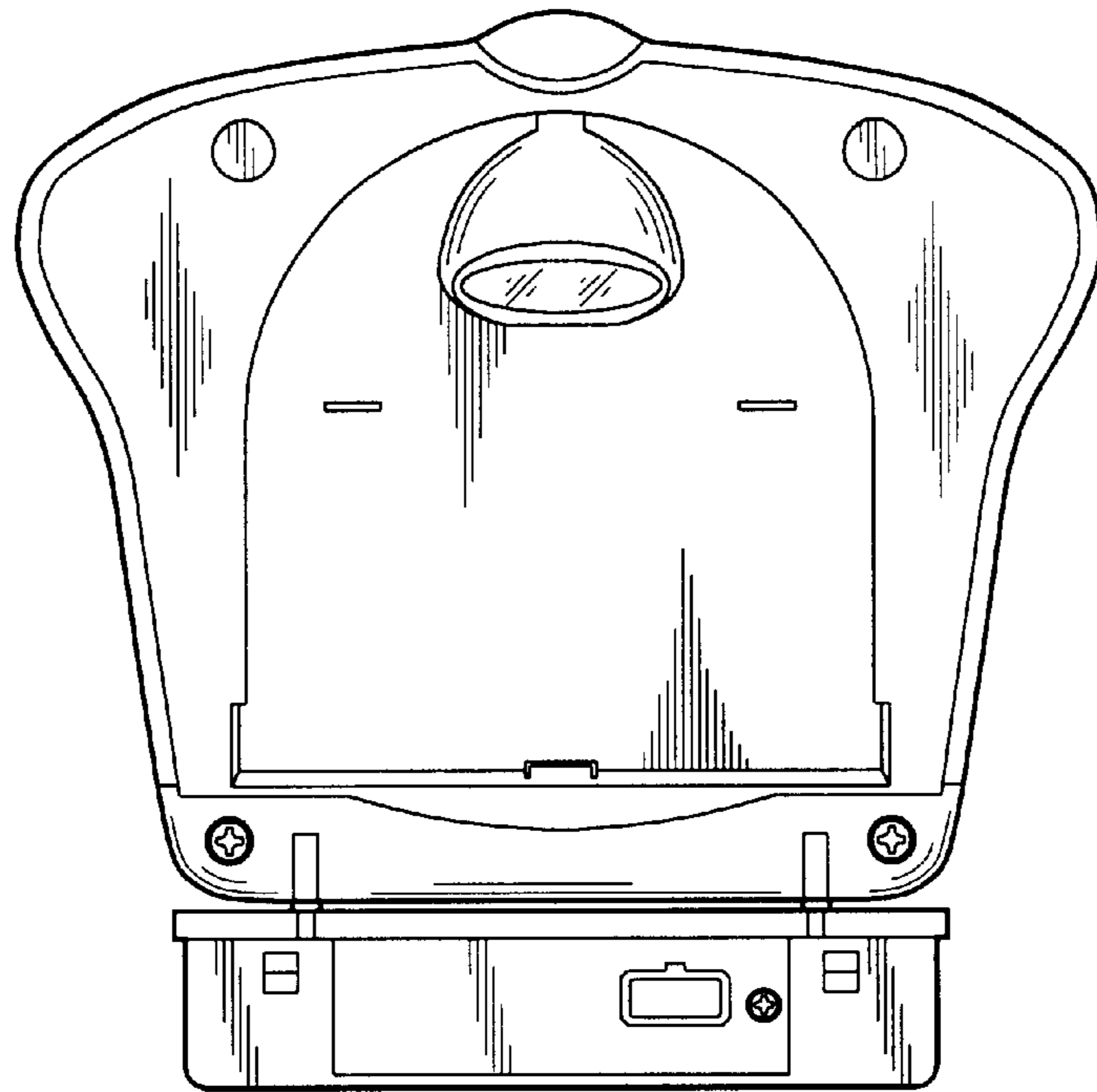


Fig. 2

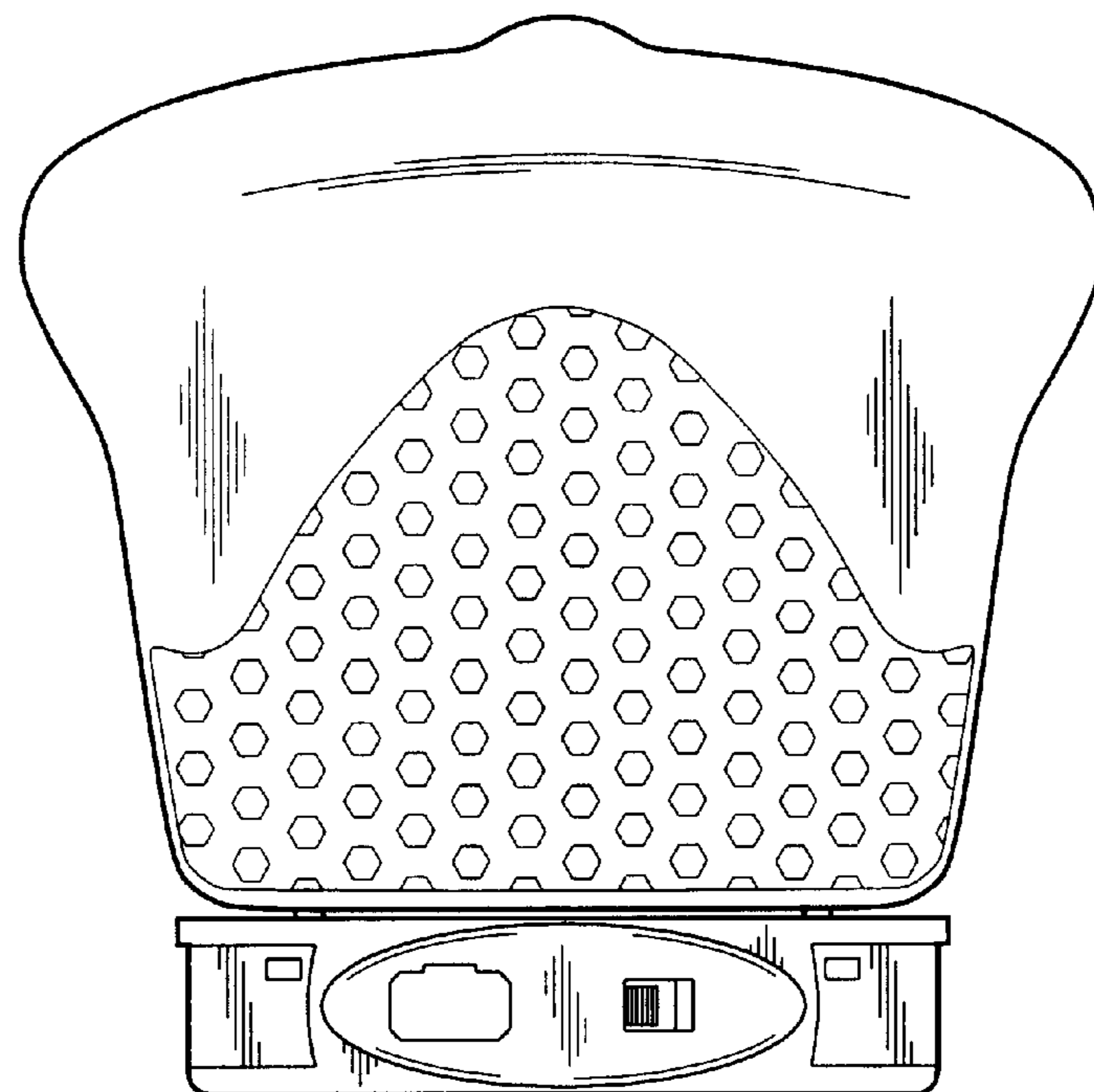


Fig. 3

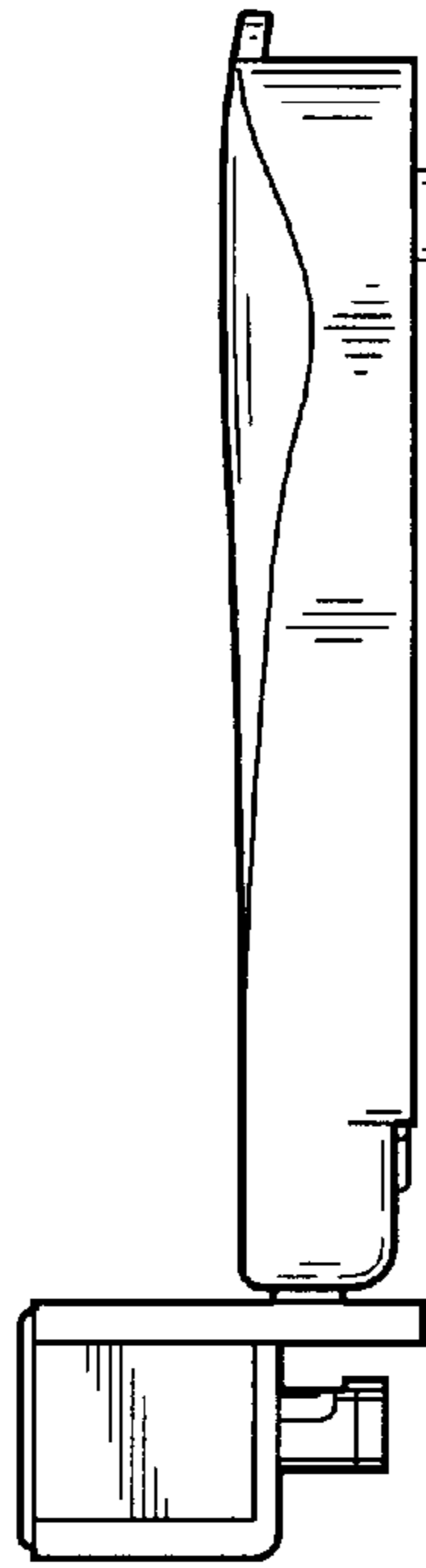


Fig. 4

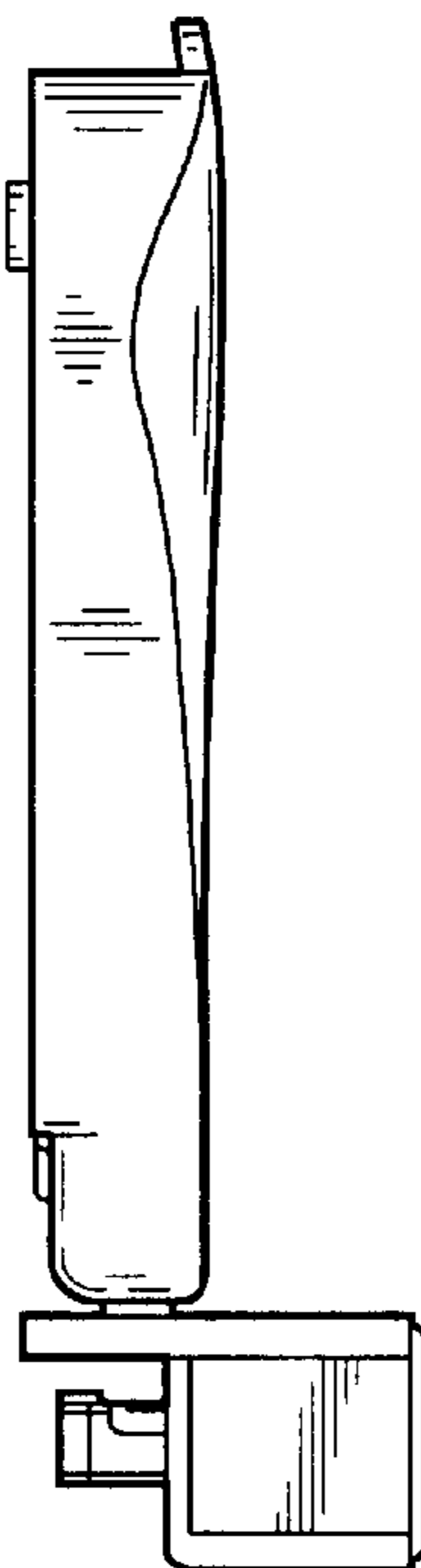


Fig. 5

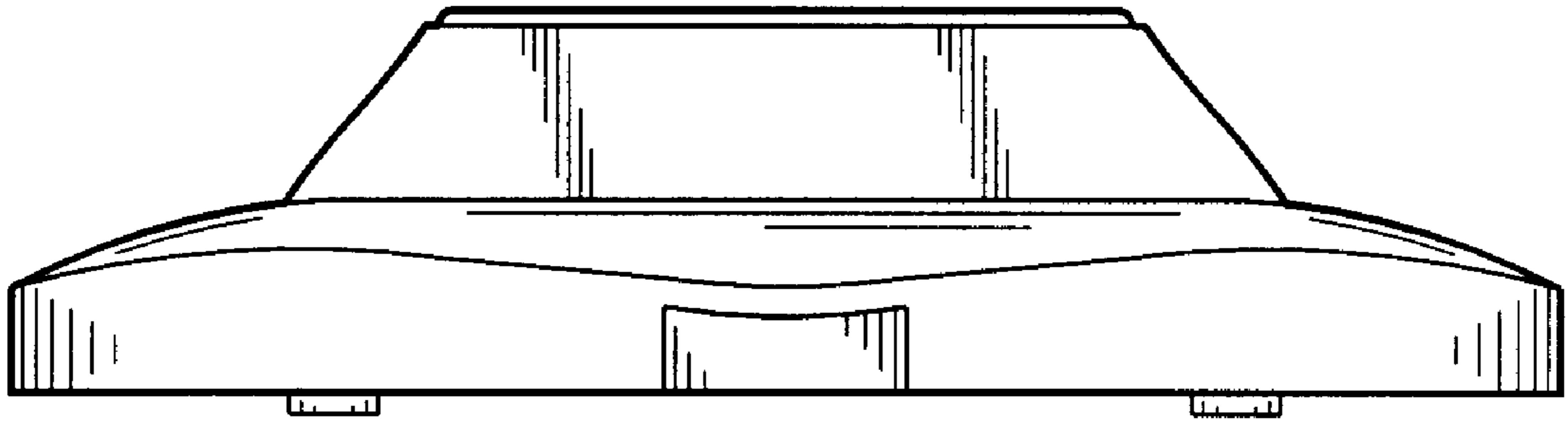


Fig. 6

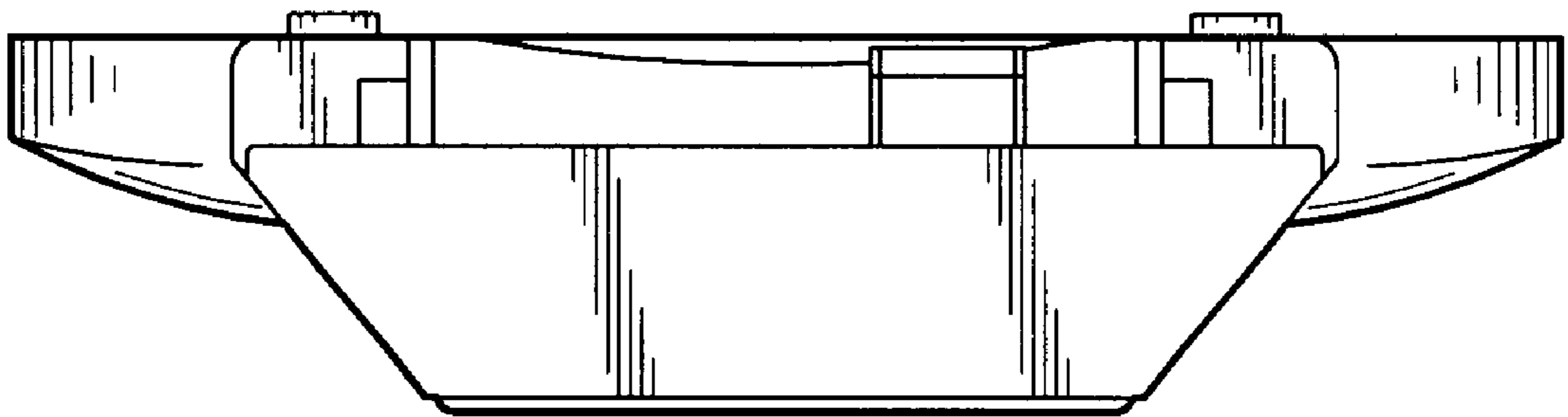


Fig. 7

