



US00D462082S

(12) **United States Design Patent**
Hsu

(10) **Patent No.:** **US D462,082 S**

(45) **Date of Patent:** **** Aug. 27, 2002**

(54) **ELECTRONIC CALCULATOR**

(76) **Inventor:** **Hua Wen Hsu**, 5F-2, No.42, Alley 32,
Lane 245, Sec.4, PA-Te Rd., Taipei
(TW)

(**) **Term:** **14 Years**

(21) **Appl. No.:** **29/149,032**

(22) **Filed:** **Sep. 28, 2001**

(51) **LOC (7) Cl.** **18-01**

(52) **U.S. Cl.** **D18/7**

(58) **Field of Search** D18/1-12; D10/2,
D10/3; D19/21; 235/1 R, 61 R; 364/705-710

(56) **References Cited**

U.S. PATENT DOCUMENTS

D249,822 S	*	10/1978	Ohie et al.	D18/7
D255,125 S	*	5/1980	Hazama et al.	D18/7
D317,779 S	*	6/1991	Chen	D18/7
D427,629 S	*	7/2000	Chu et al.	D19/21
D427,630 S	*	7/2000	Chu et al.	D19/21
D436,621 S	*	1/2001	Chu et al.	D19/21
D436,992 S	*	1/2001	Chu et al.	D19/21

D437,351 S	*	2/2001	Chang et al.	D19/21
D438,557 S	*	3/2001	Chu et al.	D18/7
D440,959 S	*	4/2001	Wolf et al.	D18/7 X
D443,293 S	*	6/2001	Chan	D18/7
D444,072 S	*	6/2001	Chan	D10/3
D449,004 S	*	10/2001	Li	D10/2

* cited by examiner

Primary Examiner—Caron D. Veynar

(74) *Attorney, Agent, or Firm*—Pro-Tecltor International Services


(57) **CLAIM**

The ornamental design for an electronic calculator, as shown.

DESCRIPTION

FIG. 1 is a front view of the present design;
FIG. 2 is a back view of the present design;
FIG. 3 is a left side view of the present design;
FIG. 4 is a right side view of the present design;
FIG. 5 is a top view of the present design;
FIG. 6 is a bottom view of the present design; and,
FIG. 7 is a perspective view of the present design.

1 Claim, 7 Drawing Sheets



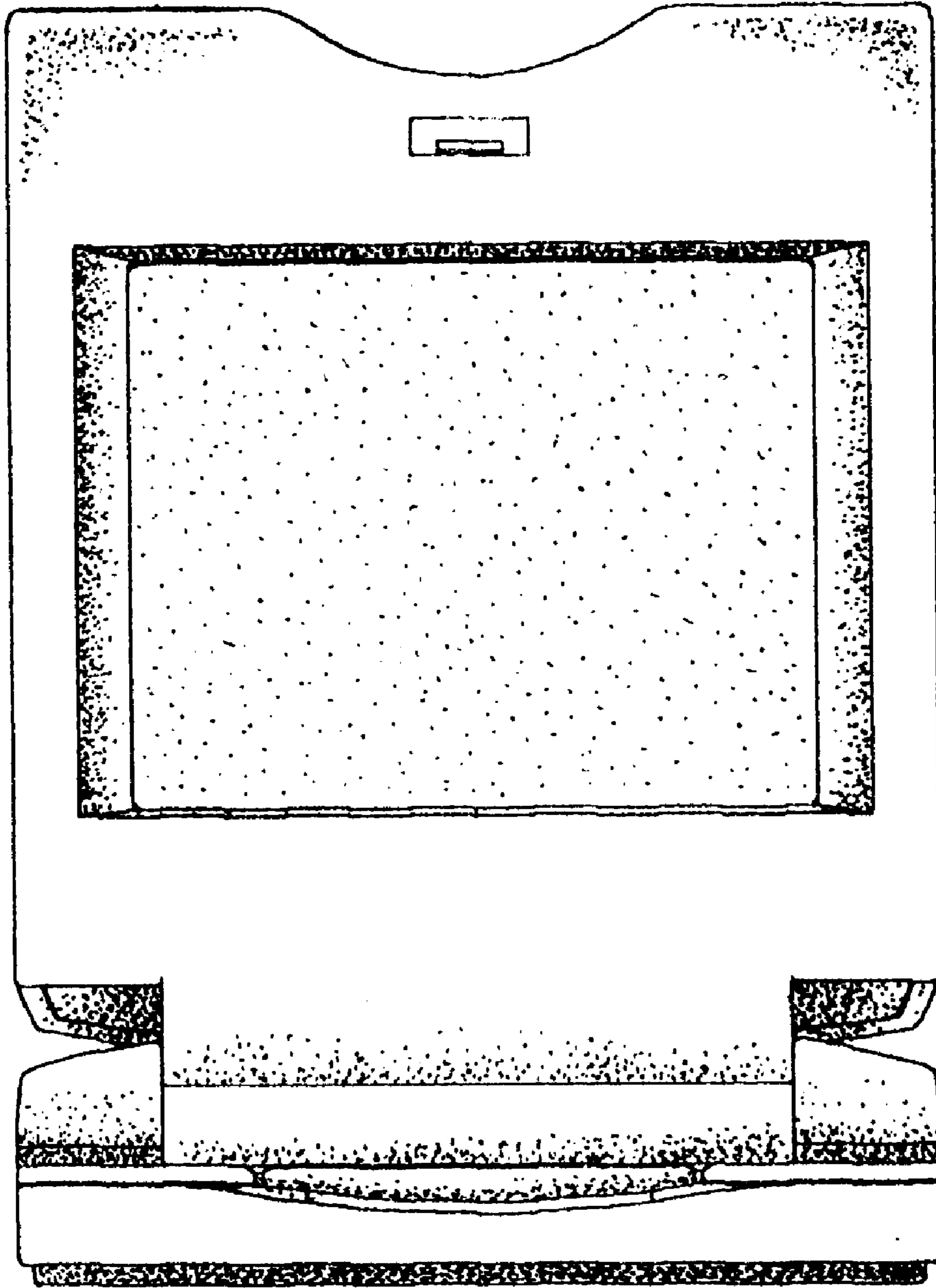


Fig. 1




Fig. 2

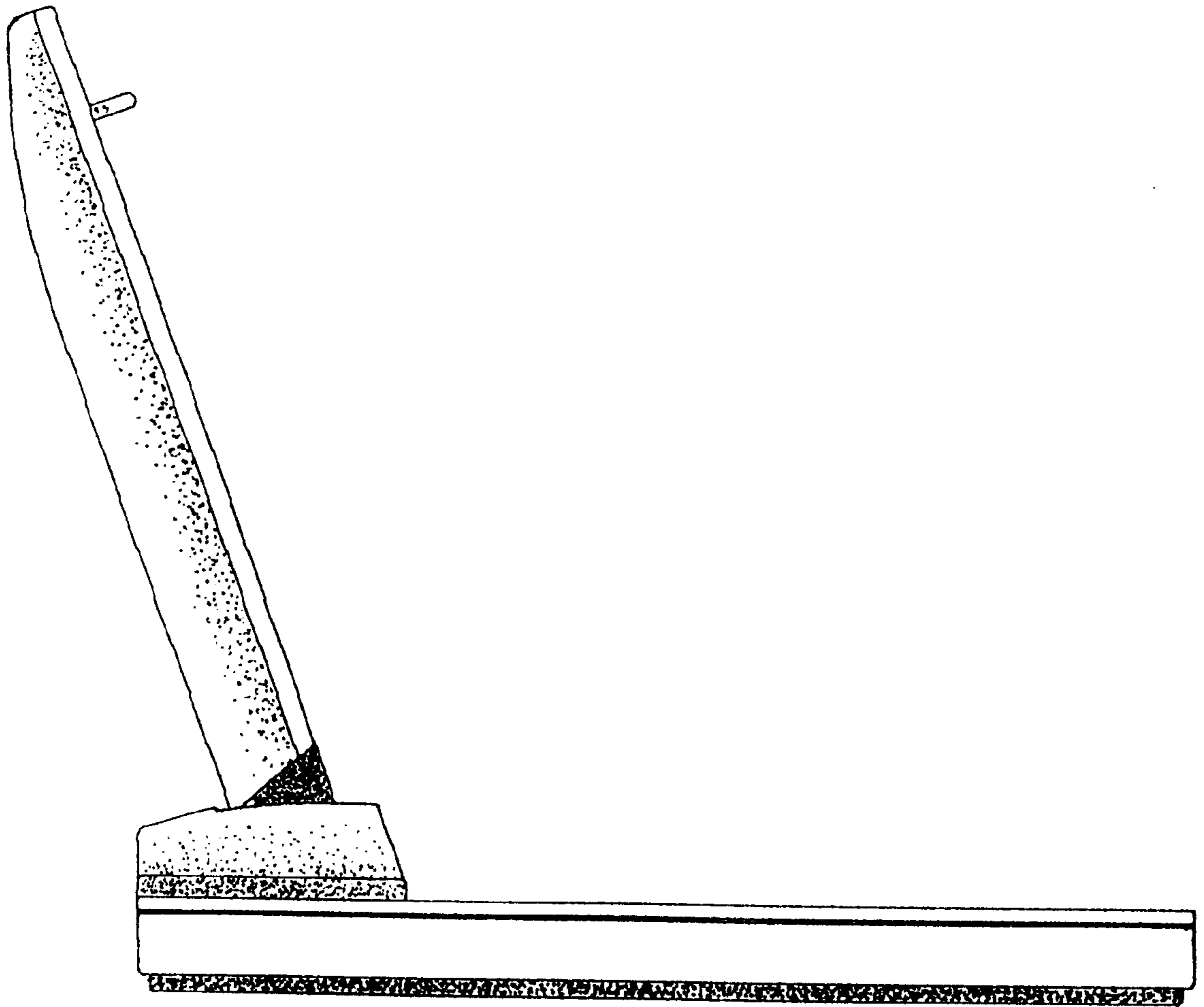


Fig. 3

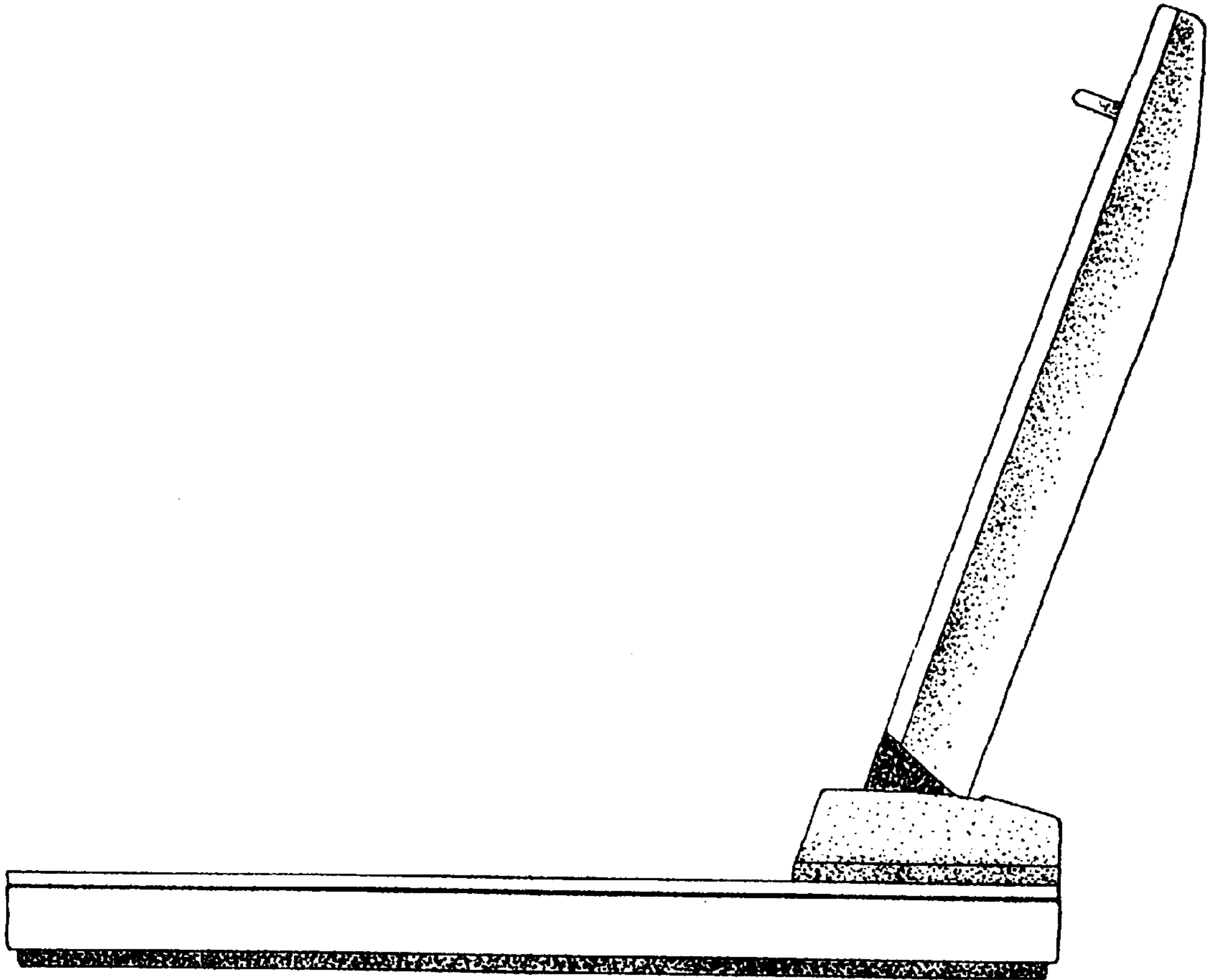


Fig. 4




Fig. 5

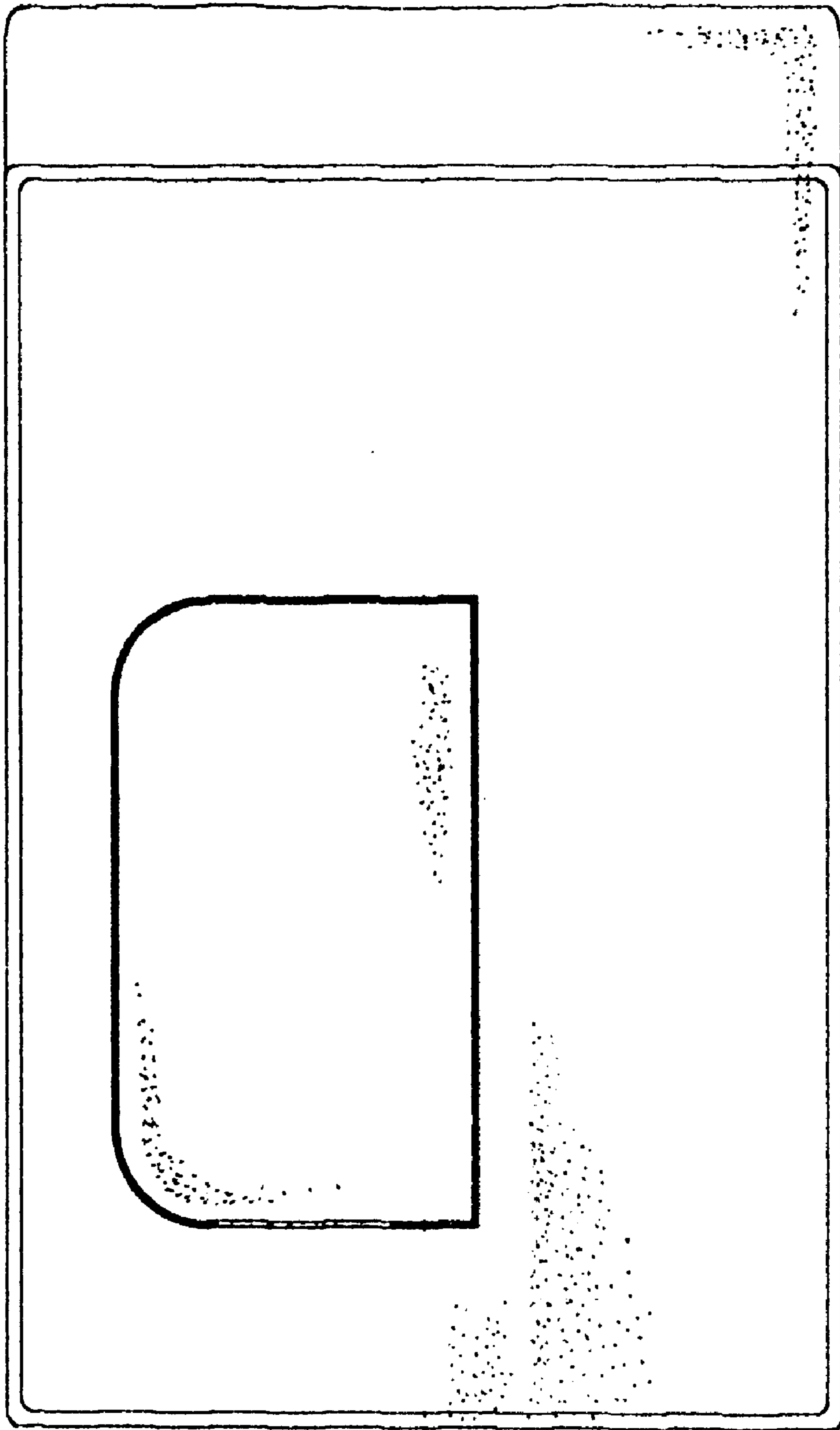


Fig. 6




Fig. 7