



US00D462062S

(12) **United States Design Patent** (10) **Patent No.:** **US D462,062 S**  
**Williams et al.** (45) **Date of Patent:** **\*\* Aug. 27, 2002**

(54) **SURFACE MOUNT PACKAGE**

(75) Inventors: **Richard K. Williams**, Cupertino;  
**James Harnden**, Hollister, both of CA  
(US); **Anthony Chia**, Singapore (SG);  
**Chu Weibing**, Shanghai (CN)

(73) Assignee: **GEM Services, Inc.**, Santa Clara, CA  
(US)

(\*\*) Term: **14 Years**

(21) Appl. No.: **29/142,096**

(22) Filed: **May 18, 2001**

(51) **LOC (7) Cl.** ..... **13-03**

(52) **U.S. Cl.** ..... **D13/182**

(58) **Field of Search** ..... D13/182, 114;  
257/621, 666, 669, 672, 673, 674, 676,  
684, 690, 692, 696, 710, 711, 730, 731;  
361/718, 742, 760, 774, 820

(56) **References Cited**

**U.S. PATENT DOCUMENTS**

5,224,021	A	*	6/1993	Takada et al.	.....	361/774
5,446,623	A	*	8/1995	Kanetake	.....	361/760
5,521,429	A	*	5/1996	Aono et al.	.....	257/676
5,689,135	A	*	11/1997	Ball	.....	257/676

**OTHER PUBLICATIONS**

JEDEC Solid State Product Outlines, "Small Outline J-Lead" (SOJ) .300 Body Family (MS-013 Body), Issue A, Jun., 1988, MO-088, AA-AF.

JEDEC Solid State Product Outline, Low Profile Small Outline J-Lead Package (LSOJ), PRSO-J/LSOJ, Issue B, Jun., 1999, MO-199, pp. 1-5.

JEDEC Solid State Product Outlines, "Plastic Small Outline (SOJ) Package Family with .330 Inch Body Width", Issue B, May, 1992, MO-121, pp. 1-2.

\* cited by examiner

*Primary Examiner*—James Gandy

*Assistant Examiner*—Selina Sikder

(74) *Attorney, Agent, or Firm*—Townsend & Townsend & Crew LLP

(57) **CLAIM**

The ornamental design for a surface mount package, as shown and described.

**DESCRIPTION**

FIG. 1 is a perspective view of a surface mount package showing our new design;

FIG. 2 is a top plan view thereof;

FIG. 3 is a bottom plan view thereof;

FIG. 4 is a front elevational view thereof;


FIG. 5 is a rear elevational view thereof;

FIG. 6 is a left side elevational view thereof; and,

FIG. 7 the right side elevational view thereof.

The broken line showing of the environment is for illustrative purposes only and forms no part of the claimed design.

**1 Claim, 3 Drawing Sheets**






FIG. 1

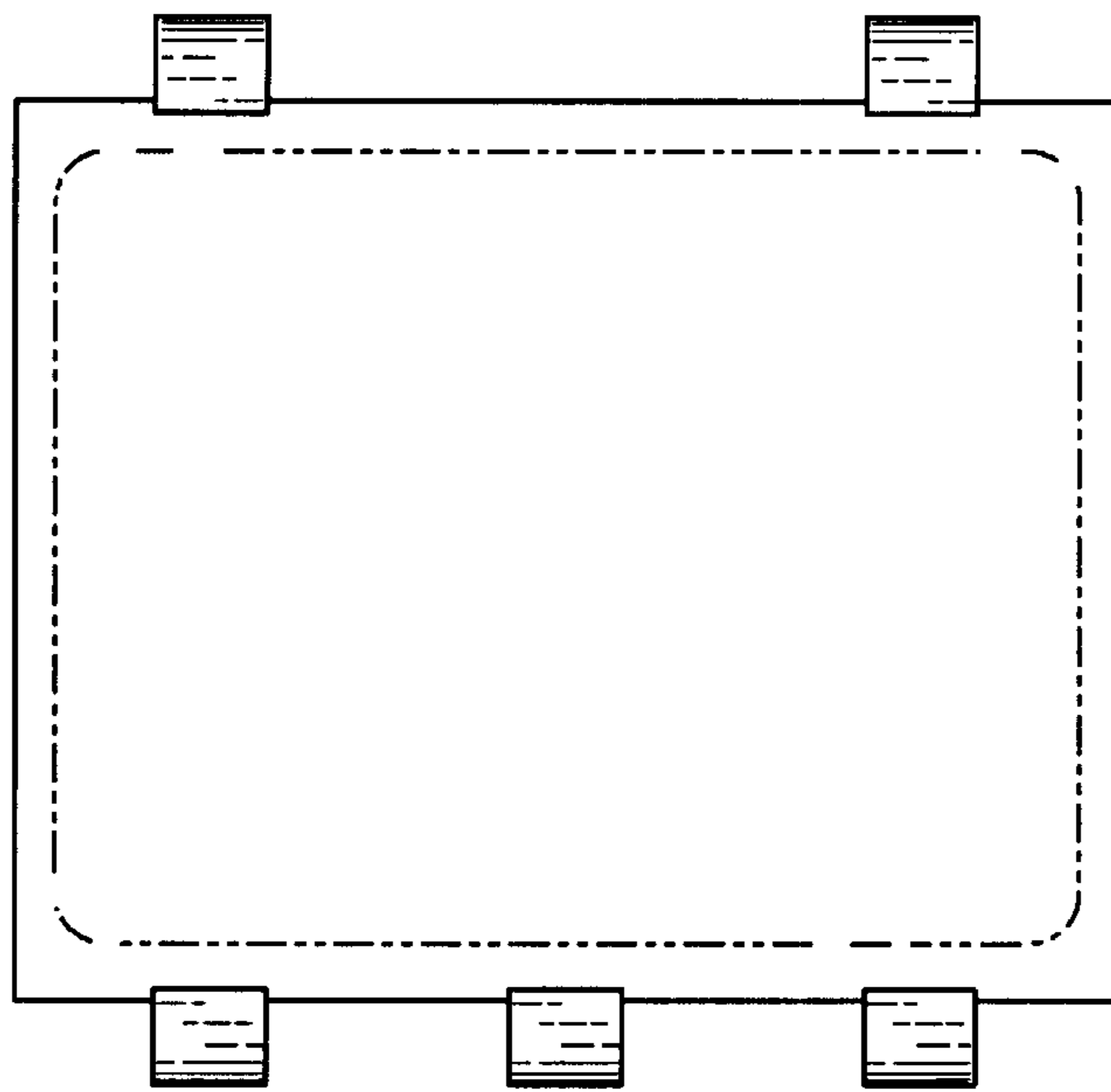


FIG. 2

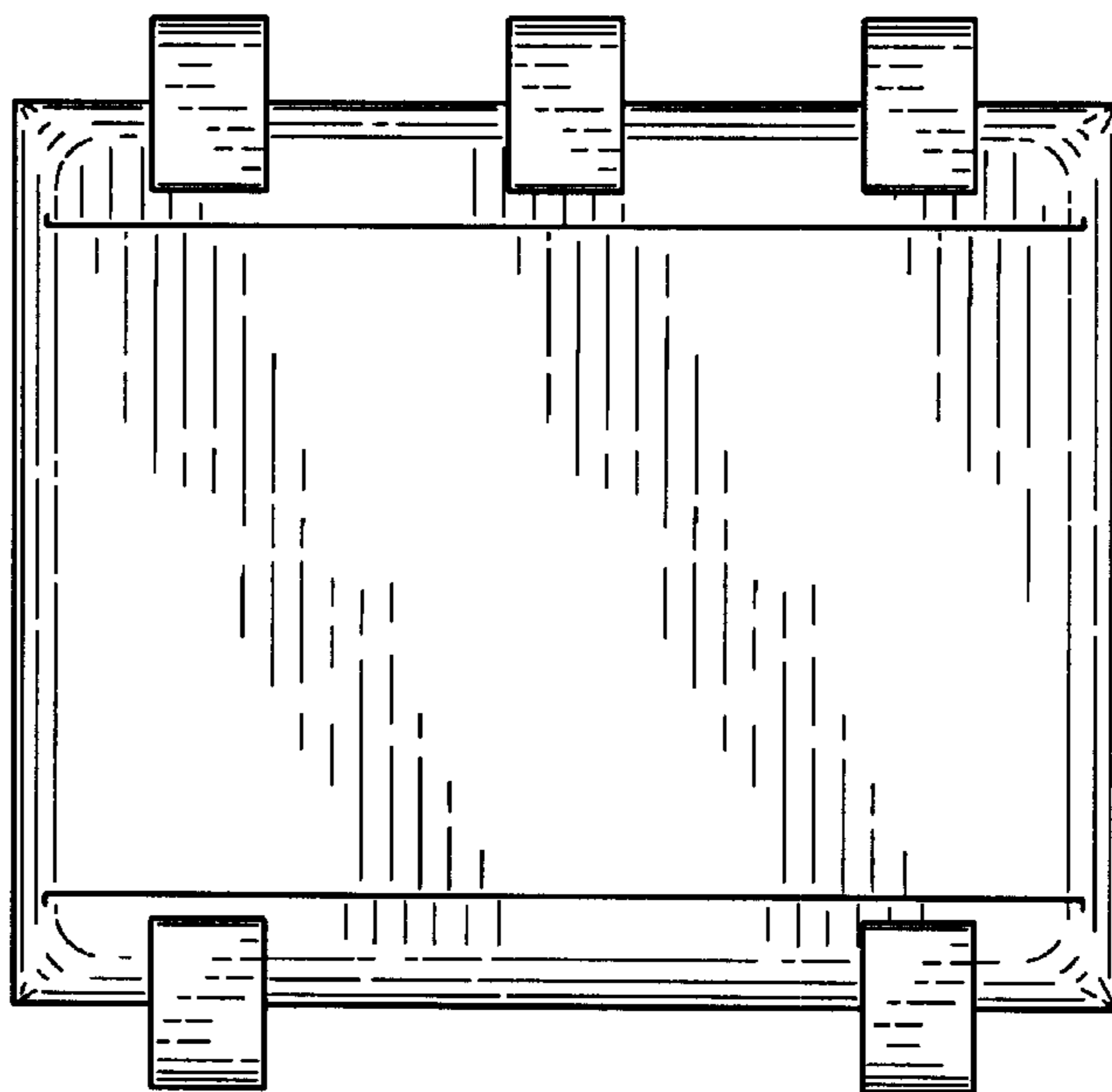


FIG. 3




FIG. 4

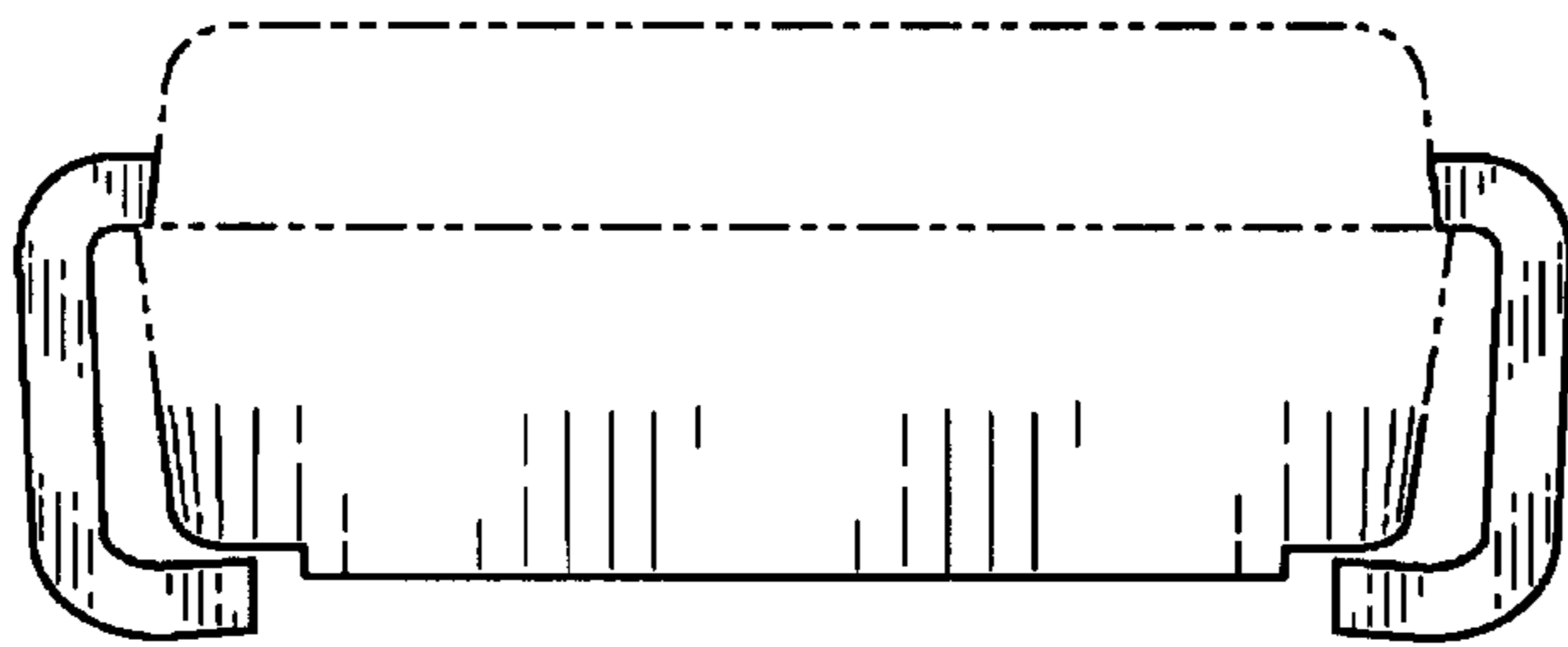


FIG. 5

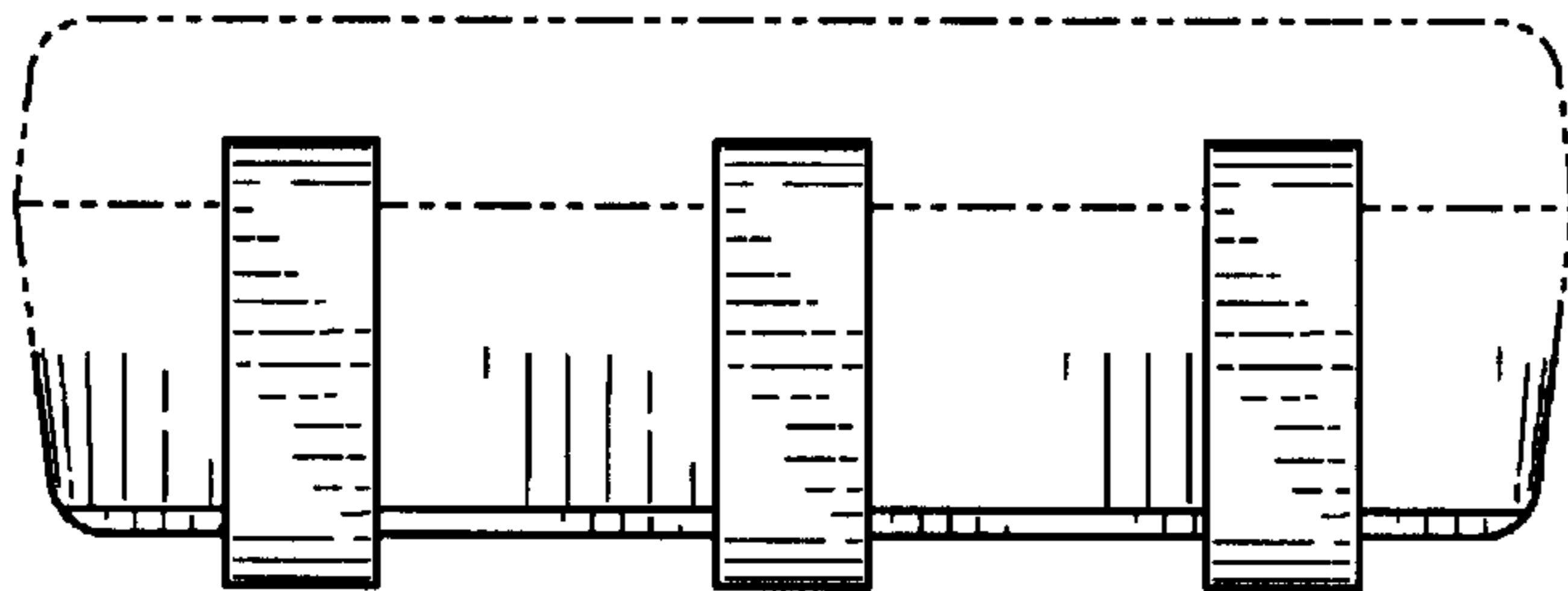


FIG. 6

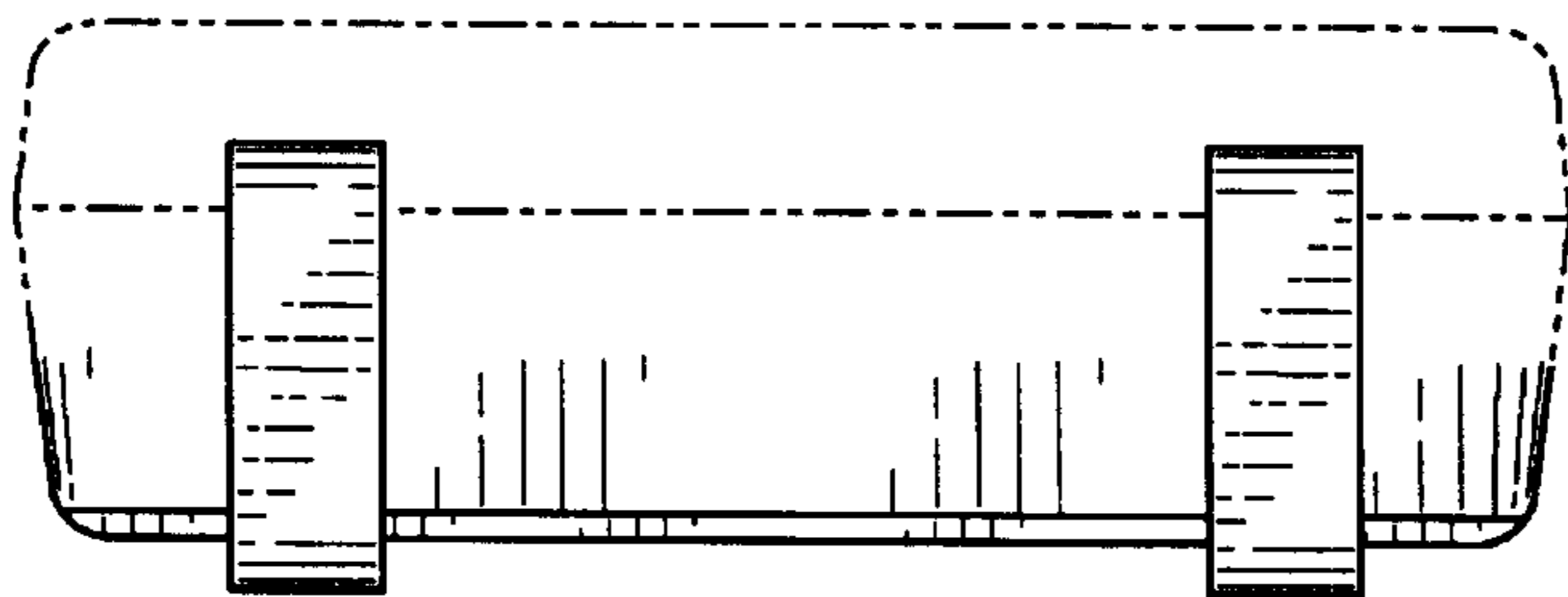


FIG. 7