



US00D462047S

(12) **United States Design Patent**
Agutter et al.

(10) **Patent No.:** **US D462,047 S**

(45) **Date of Patent:** **** Aug. 27, 2002**

(54) **DRIVE UNIT FOR A GOLF TROLLEY**

D431,572 S * 10/2000 Antony et al. D15/5

(75) Inventors: **David George Agutter**, Wingerworth;
Andrew Martin Thompson, Penhurst,
both of (GB)

(73) Assignee: **Powermade Designs Ltd.**, Chesterfield
(GB)

(**) Term: **14 Years**

(21) Appl. No.: **29/132,251**

(22) Filed: **Nov. 6, 2000**

(30) **Foreign Application Priority Data**

Jun. 30, 2000 (GB) 2093879

(51) **LOC (7) Cl.** **12-16**

(52) **U.S. Cl.** **D12/400; D15/149**

(58) **Field of Search** **D12/400, 16; D15/5,**
D15/148-149; 180/15, 20, 74, 10, 295,
65.1, 65.4, 13, 54.2, 55, 60, 65.2-65.8;
446/431, 462, 458; D34/15

(56) **References Cited**

U.S. PATENT DOCUMENTS

3,205,962	A	*	9/1965	Anderson	180/10
3,820,617	A	*	6/1974	Groff	180/20
4,096,919	A		6/1978	Thompson		
4,195,947	A		4/1980	Lambertz		
4,201,493	A	*	5/1980	Braun	180/65.1 X
4,408,502	A	*	10/1983	Kraus	180/65.1 X
4,979,582	A		12/1990	Forster		
6,100,615	A		8/2000	Brikestrand		

FOREIGN PATENT DOCUMENTS

GB	1270532	4/1972
GB	2201386 A	9/1988
GB	2224984	5/1990
JP	405319327	12/1993
SU	1258716 A	9/1986

* cited by examiner

Primary Examiner—Stacia Cadmus

(74) *Attorney, Agent, or Firm*—Trexler, Bushnell,
Giangiorgi, Blackstone & Marr, Ltd.

(57) **CLAIM**

The ornamental design for a drive unit for a golf trolley, as shown and described.

DESCRIPTION

FIG. 1 is a front elevational view of a drive unit for a golf trolley showing our new design;

FIG. 2 is a top plan view of the drive unit for a golf trolley;

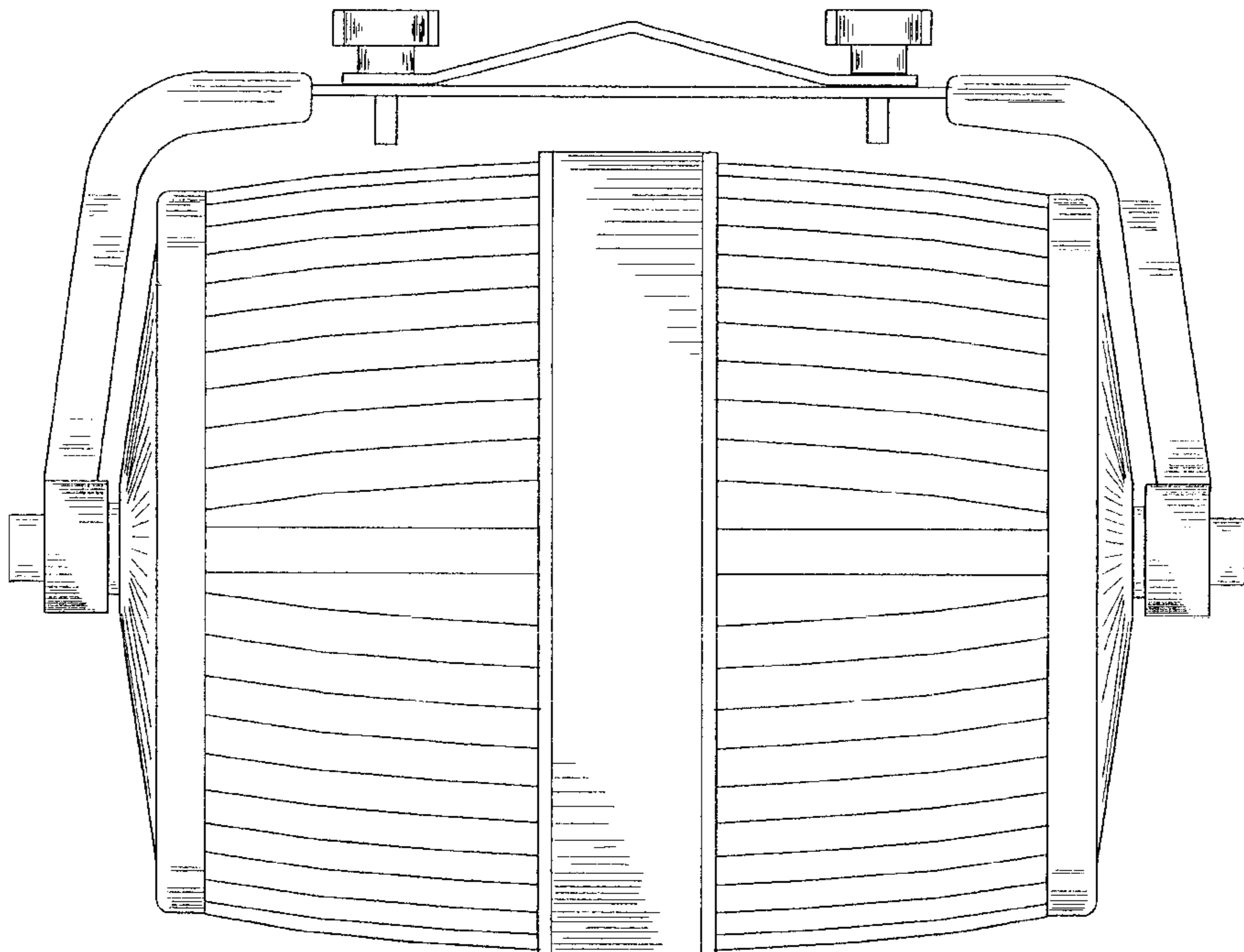
FIG. 3 is a right side elevational view of the drive unit for a golf trolley; and,

FIG. 4 is a bottom plan view of the drive unit for a golf trolley.

While FIG. 1 illustrates the front elevational view of the drive unit for a golf trolley, the rear elevational view of the drive unit for a golf trolley is the same.

While FIG. 3 illustrates the right side elevational view of the drive unit for a golf trolley, the left side elevational view of the drive unit for a golf trolley is the same.

1 Claim, 4 Drawing Sheets



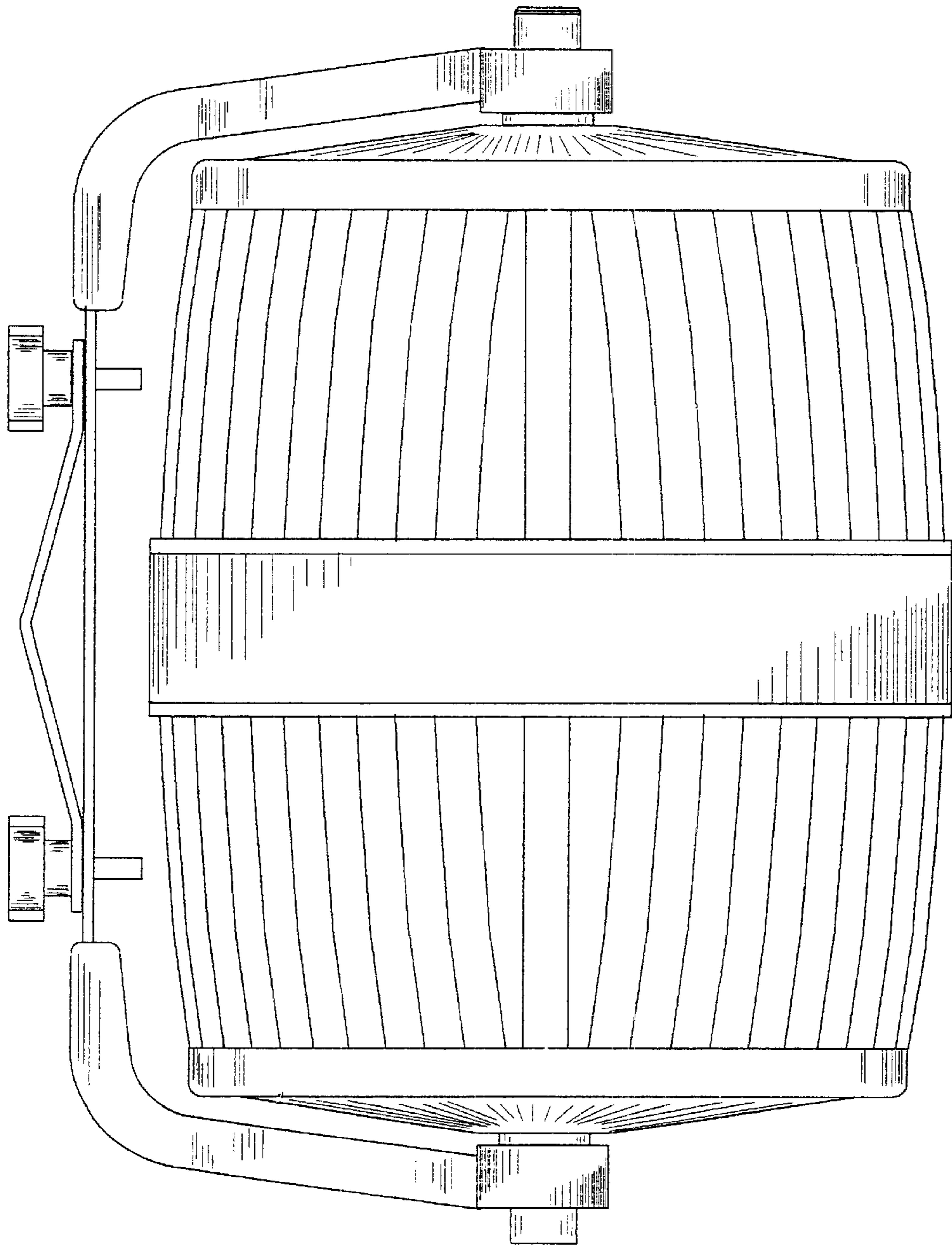


FIG. 1

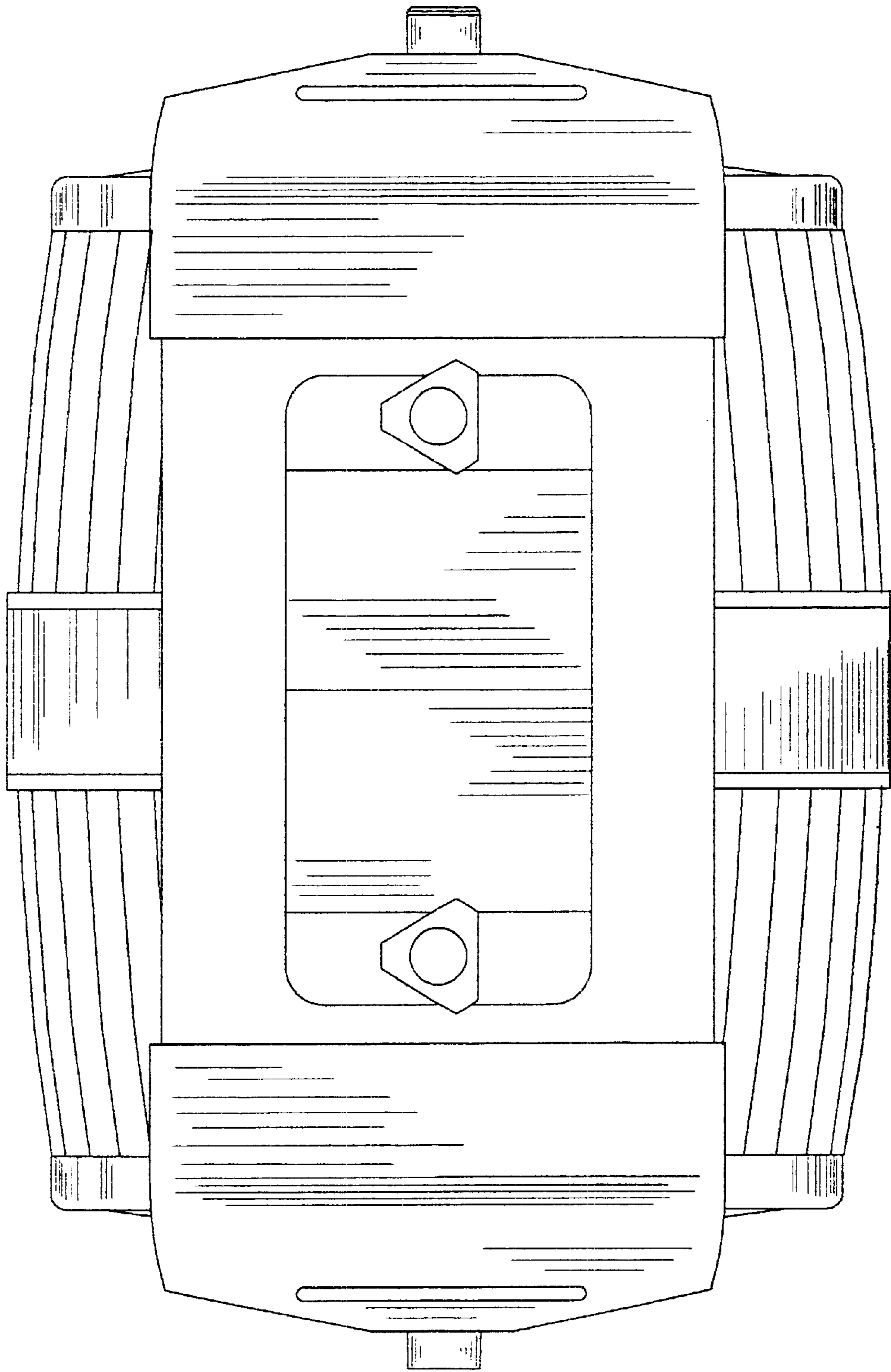


FIG. 2

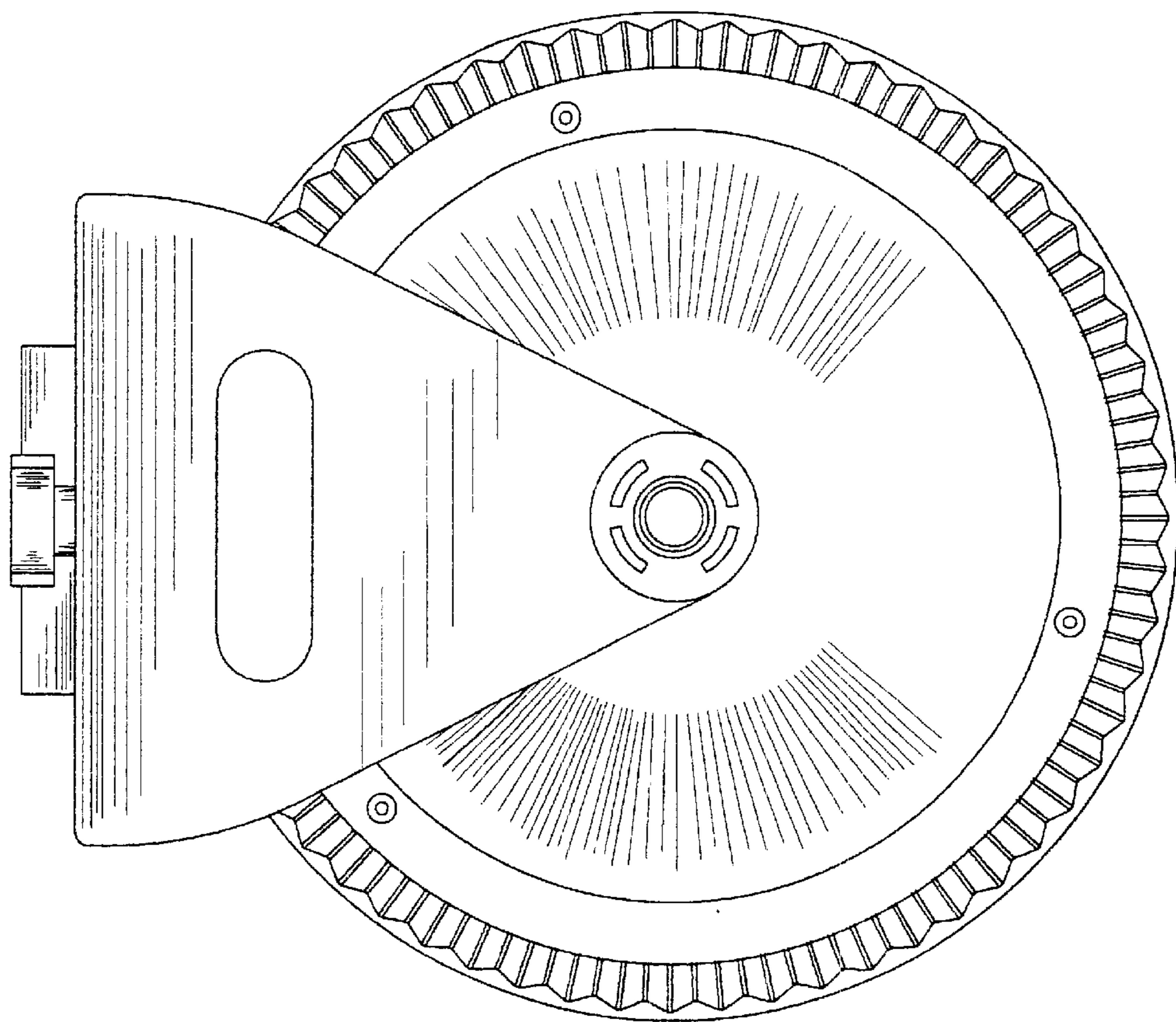


FIG. 3

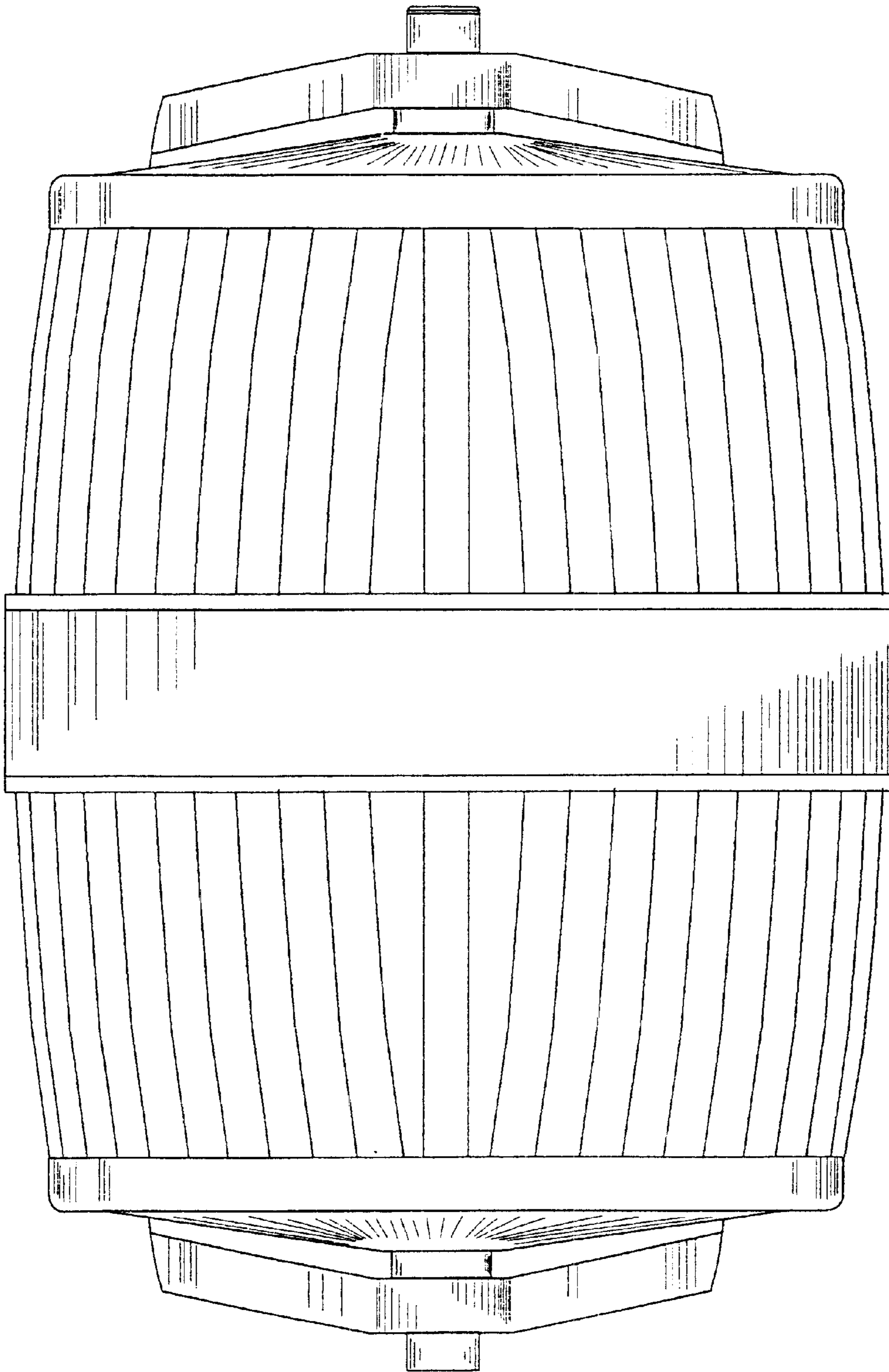


FIG. 4