



US00D462030S

(12) **United States Design Patent**
Rydlewicz

(10) **Patent No.:** **US D462,030 S**

(45) **Date of Patent:** **** Aug. 27, 2002**

(54) **DIAMOND**

(75) **Inventor:** **Chaim Rydlewicz, Antwerp (BE)**

(73) **Assignee:** **Sundiamond USA, Corp., New York, NY (US)**

(**) **Term:** **14 Years**

(21) **Appl. No.:** **29/154,055**

(22) **Filed:** **Oct. 26, 2001**

(51) **LOC (7) Cl.** **11-01**

(52) **U.S. Cl.** **D11/90**

(58) **Field of Search** D11/1, 2, 7, 79-92,
D11/23, 34, 42; 63/26-28, 32, 1.11, 2-4,
20, 15, 15.1-15.8

(56) **References Cited**

U.S. PATENT DOCUMENTS

693,084 A * 2/1902 Townbend 63/32
D36,104 S * 10/1902 Wood D11/90
D36,142 S * 11/1902 Wood D11/90

D366,628 S * 1/1996 Grossbard D11/90
D379,073 S * 5/1997 Yuan D11/90
D415,712 S * 10/1999 Tolkowsky D11/90
D419,104 S * 1/2000 Ceulemans D11/90
D439,196 S * 3/2001 Tolkowsky D11/90
D439,542 S * 3/2001 Turner et al. D11/90
D451,427 S * 12/2001 Tolkowsky D11/90
D452,457 S * 12/2001 Tolkowsky D11/90

* cited by examiner

Primary Examiner—Ralf Seifert

(74) *Attorney, Agent, or Firm*—Anderson Kill & Olick, P.C.

(57) **CLAIM**

The ornamental design for a diamond, as shown and described.


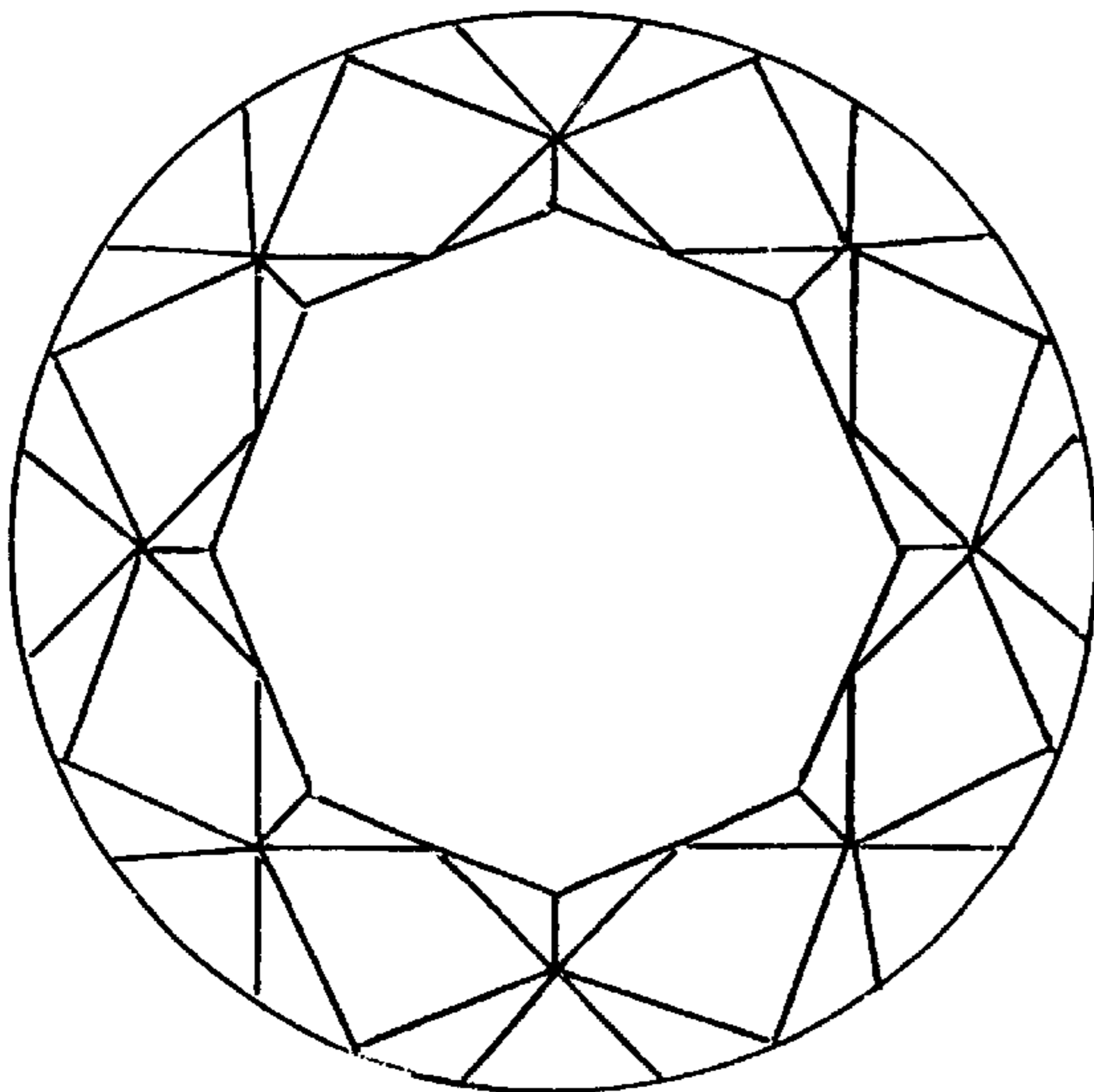
DESCRIPTION

FIG. 1 is a top plan view of a diamond showing my new design;

FIG. 2 is a bottom plan view thereof; and,

FIG. 3 is a side elevational view thereof.

1 Claim, 2 Drawing Sheets



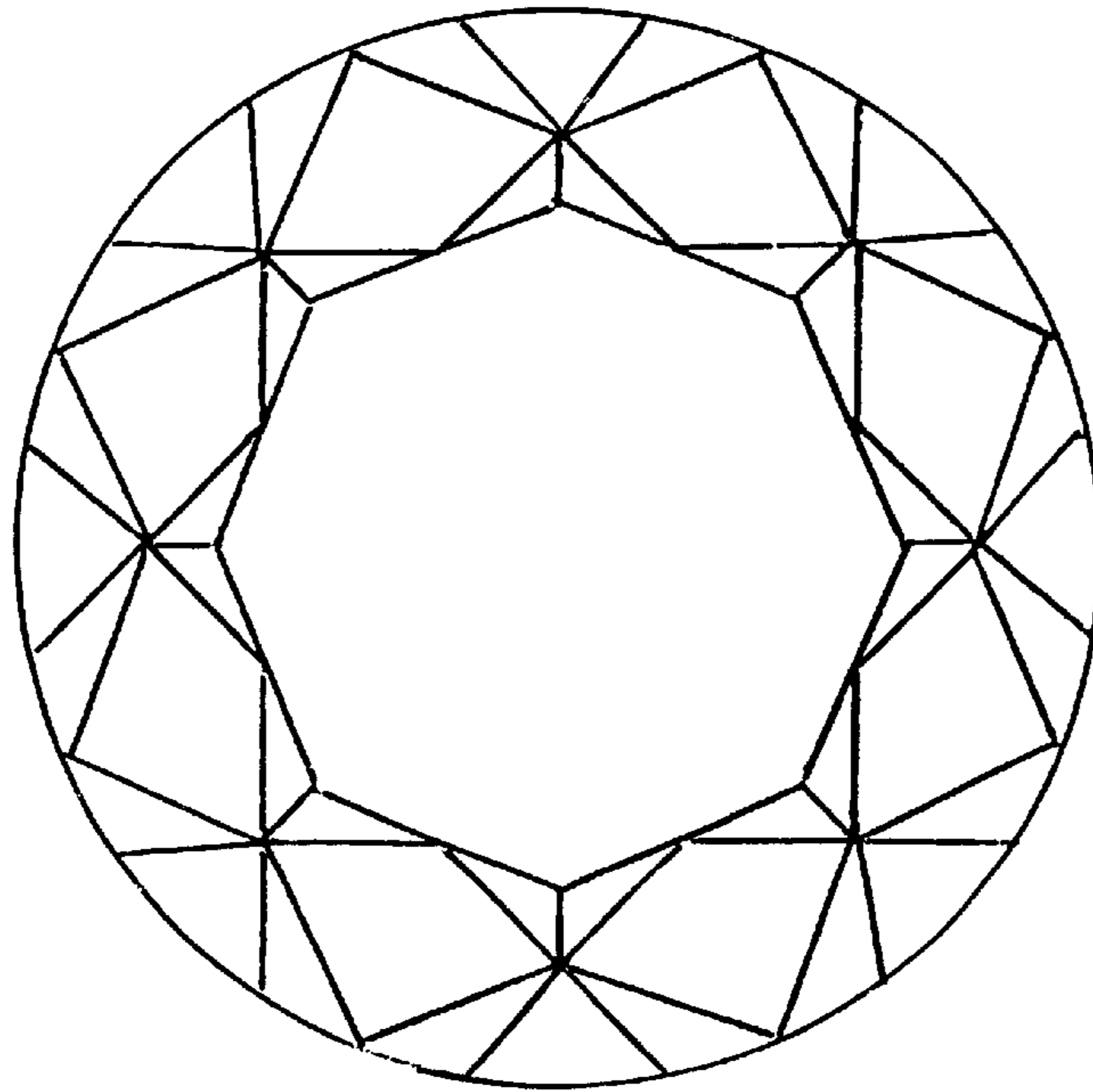


FIG. 1




FIG. 2

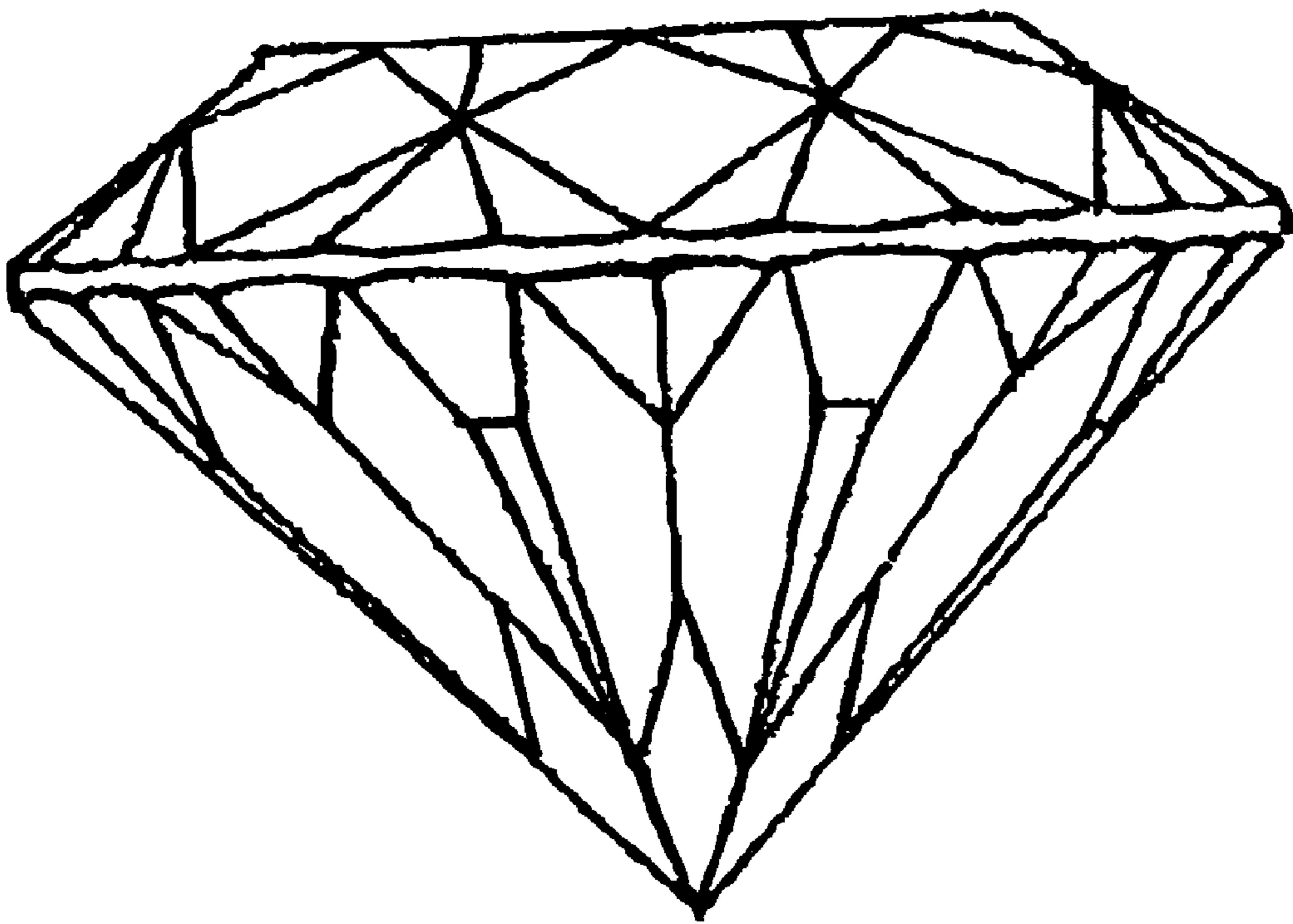


FIG. 3