



US00D461992S

(12) **United States Design Patent**  
**Laib**

(10) **Patent No.:** **US D461,992 S**

(45) **Date of Patent:** **\*\* Aug. 27, 2002**

(54) **COOKING UTENSIL HANDLE**

(75) Inventor: **Douglas M. Laib**, Orlando, FL (US)

(73) Assignee: **Dart Industries Inc.**, Orlando, FL (US)

(\*\*) Term: **14 Years**

(21) Appl. No.: **29/141,301**

(22) Filed: **May 3, 2001**

(51) **LOC (7) Cl.** ..... **07-02**

(52) **U.S. Cl.** ..... **D7/393**

(58) **Field of Search** ..... D7/682-697, 393-395,  
D7/401.2, 664; D8/107; 16/110.1, 430,  
431; 30/340

(56) **References Cited**

**U.S. PATENT DOCUMENTS**

D268,244 S	3/1983	Moria	
D271,654 S	12/1983	Karoni	
D292,960 S	12/1987	Jagger	
D301,533 S	6/1989	Zimmerman	
D305,491 S	1/1990	Levie	
D306,115 S	* 2/1990	Zimmerman	..... D7/692 X
D306,116 S	2/1990	Zimmerman	
D311,307 S	10/1990	Cautereels et al.	
D312,561 S	12/1990	Skerker et al.	
D316,213 S	4/1991	Skerker et al.	
D318,600 S	7/1991	Lillelund et al.	
D343,996 S	* 2/1994	Hansen	..... D7/692

D395,381 S	6/1998	Cousins	
D396,389 S	* 7/1998	Durbin	..... D7/692
D396,613 S	8/1998	Cousins	
D408,217 S	4/1999	LoGiudice	..... D7/401.2
D413,772 S	9/1999	Durbin	..... D7/688
D419,041 S	1/2000	Frank	..... D7/688
D423,306 S	4/2000	Kari	..... D7/691
D427,848 S	7/2000	Gasparino et al.	..... D7/401.2

\* cited by examiner

*Primary Examiner*—Terry A. Wallace

(74) *Attorney, Agent, or Firm*—Taylor J. Ross

(57) **CLAIM**

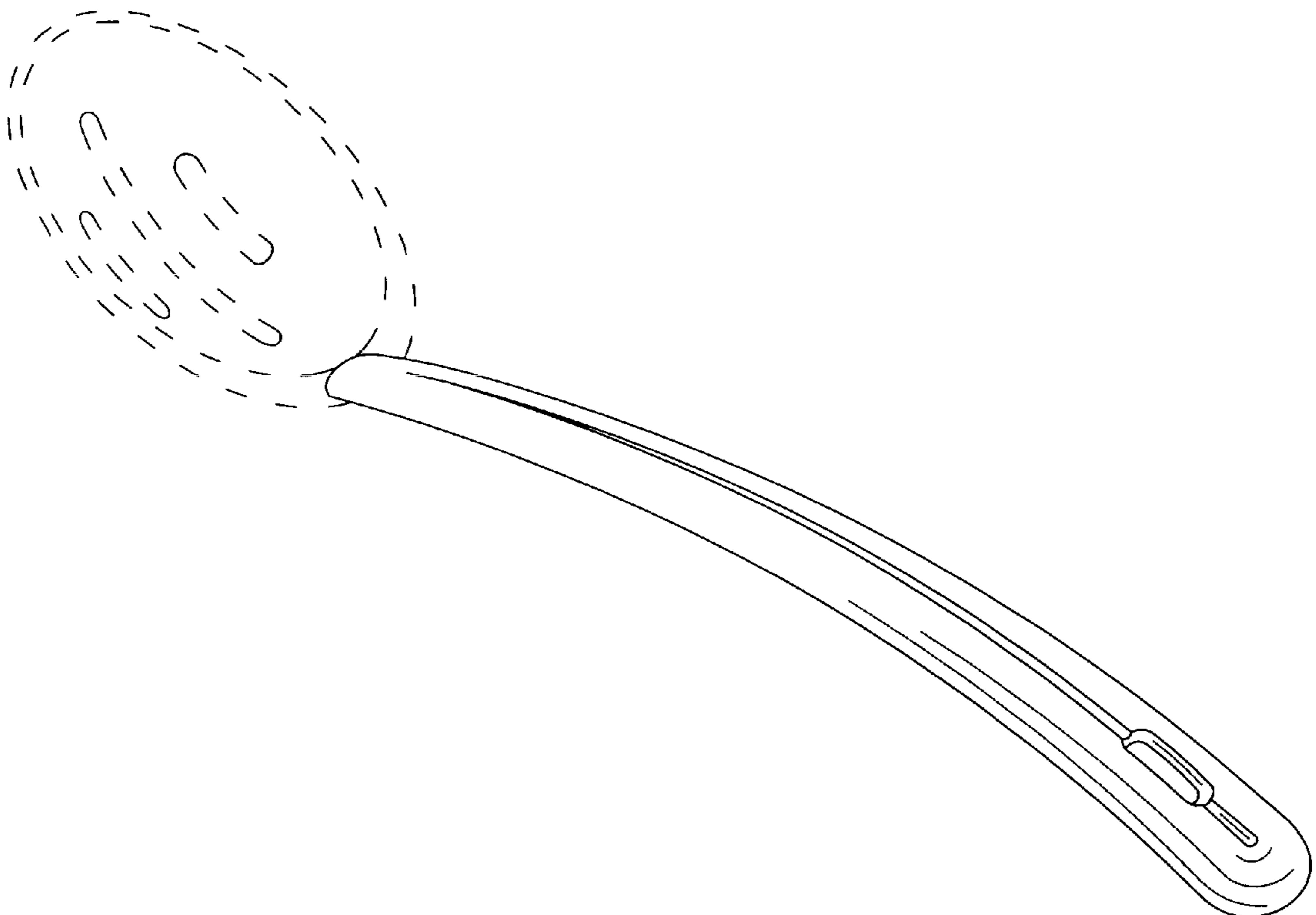
The ornamental design for a cooking utensil handle, as shown and described.

**DESCRIPTION**

FIG. 1 is a top, side and front perspective view of a cooking utensil handle showing the new design;  
 FIG. 2 is a left side elevation view thereof;  
 FIG. 3 is a right side elevation view thereof;  
 FIG. 4 is a rear side elevation view thereof;  
 FIG. 5 is a front side elevation view thereof;  
 FIG. 6 is a top plan view thereof; and,  
 FIG. 7 is a bottom plan view thereof.

The broken line showing environmental structure is for illustrative purposes only and forms no part of the claimed design.

**1 Claim, 3 Drawing Sheets**



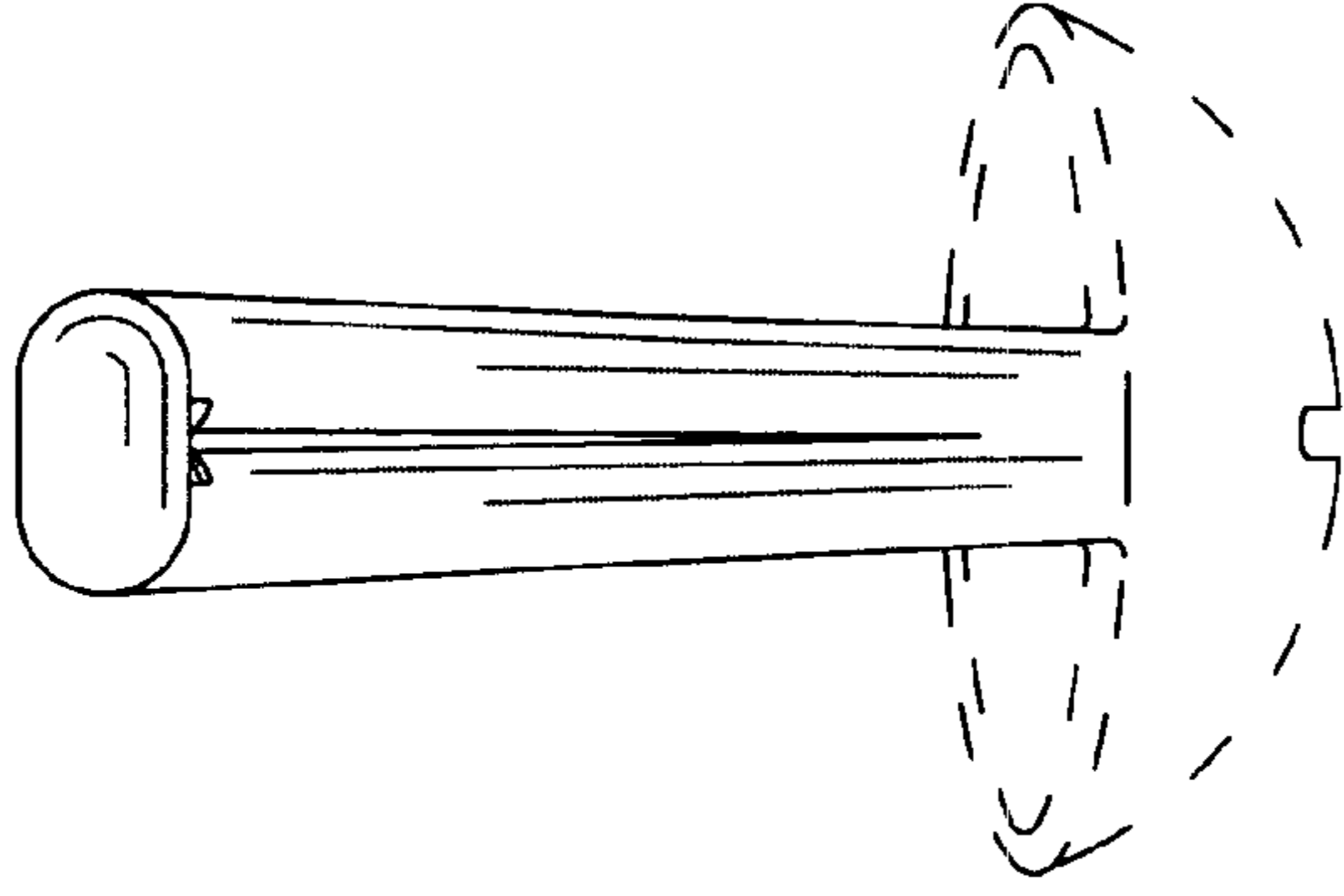


FIG. 4

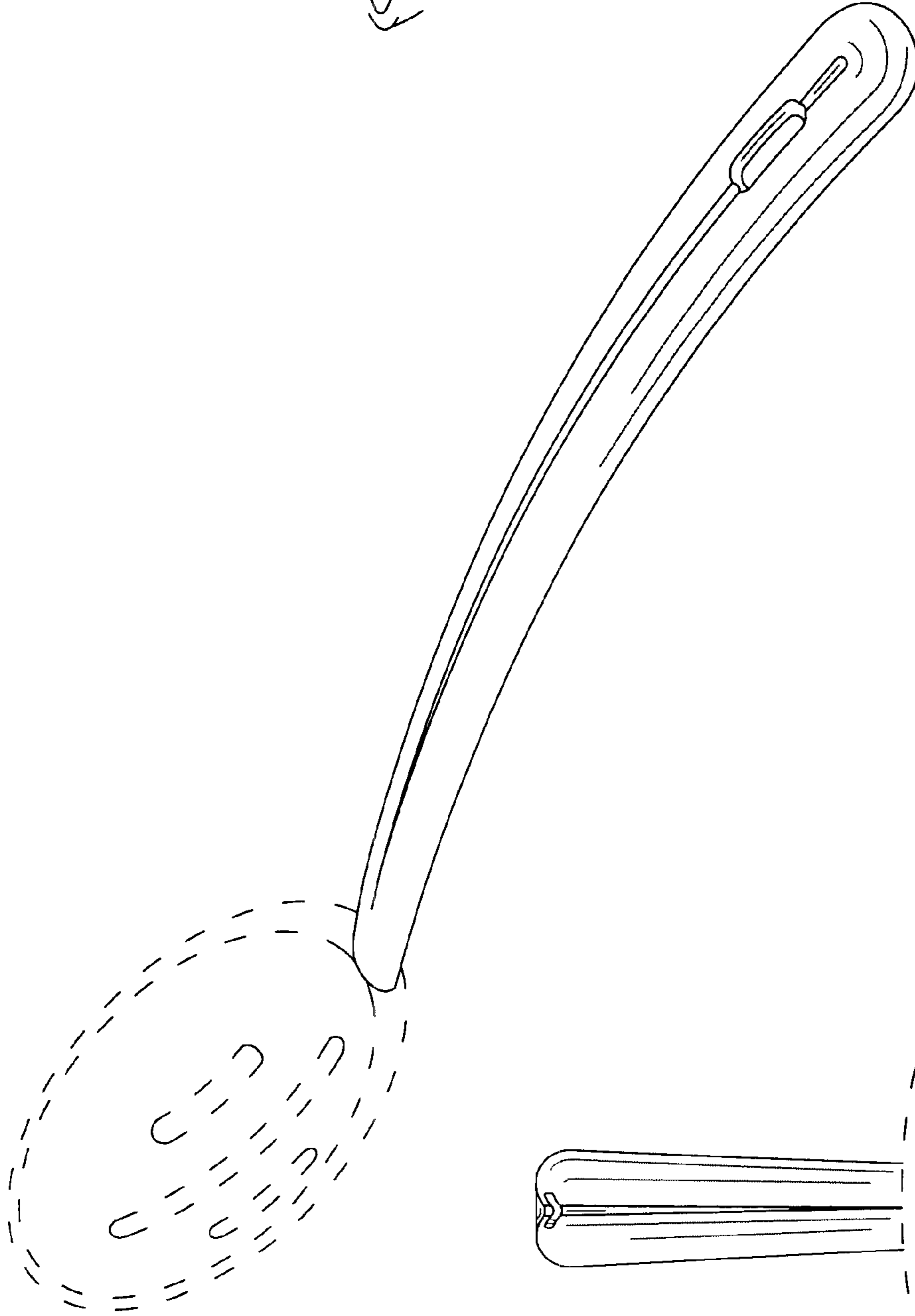


FIG. 1


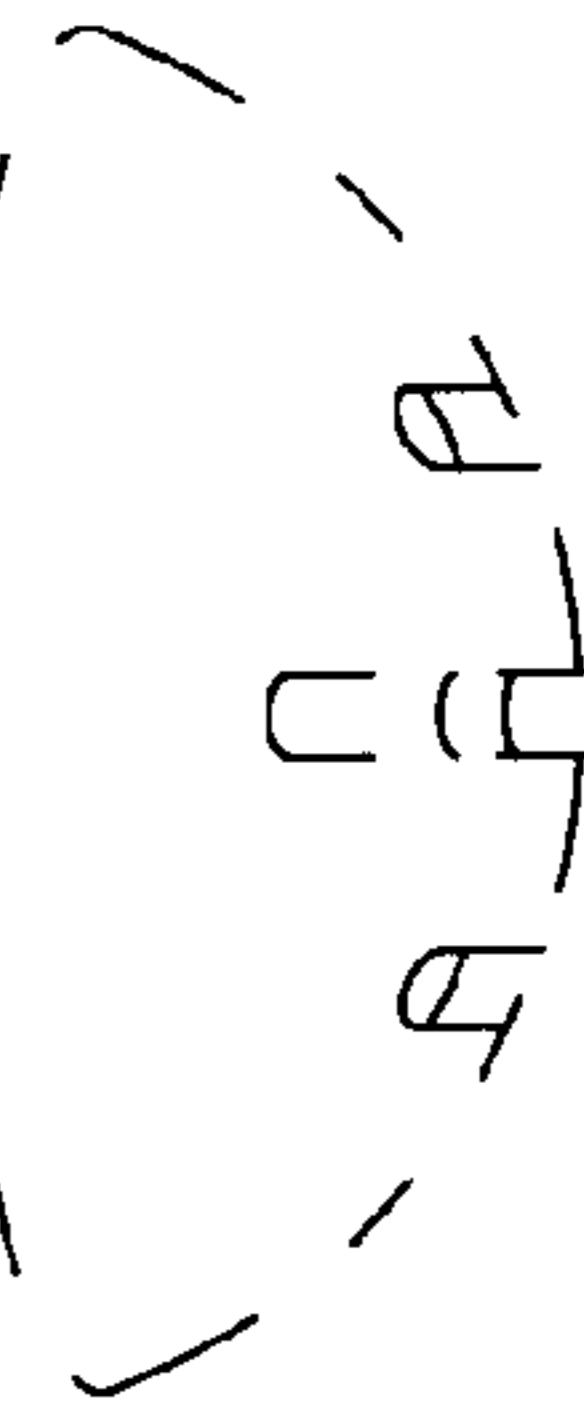


FIG. 5



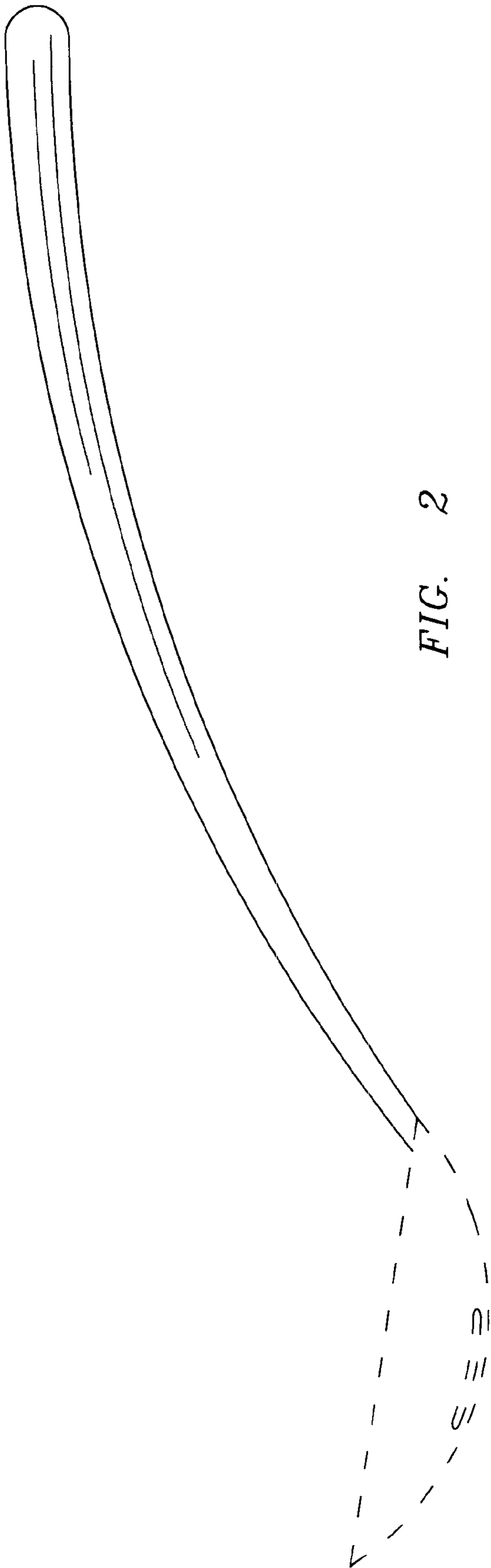


FIG. 2

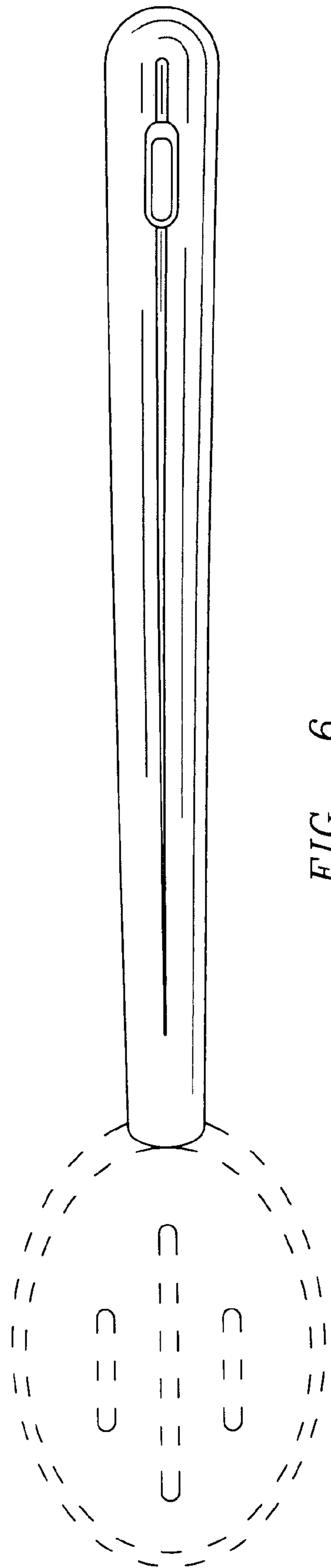


FIG. 6

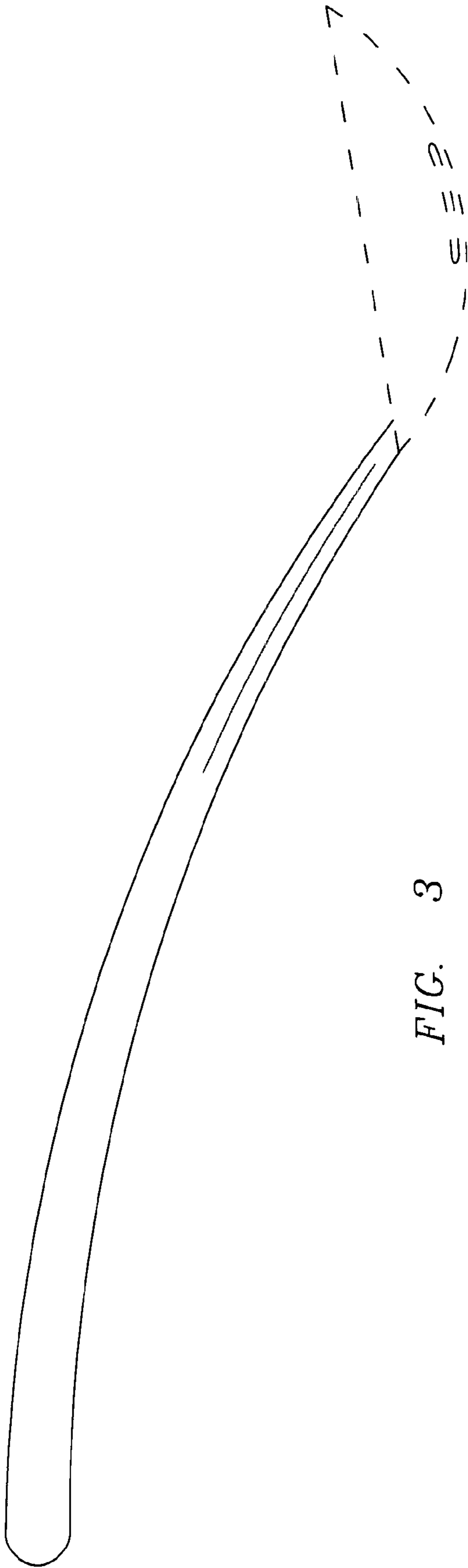


FIG. 3

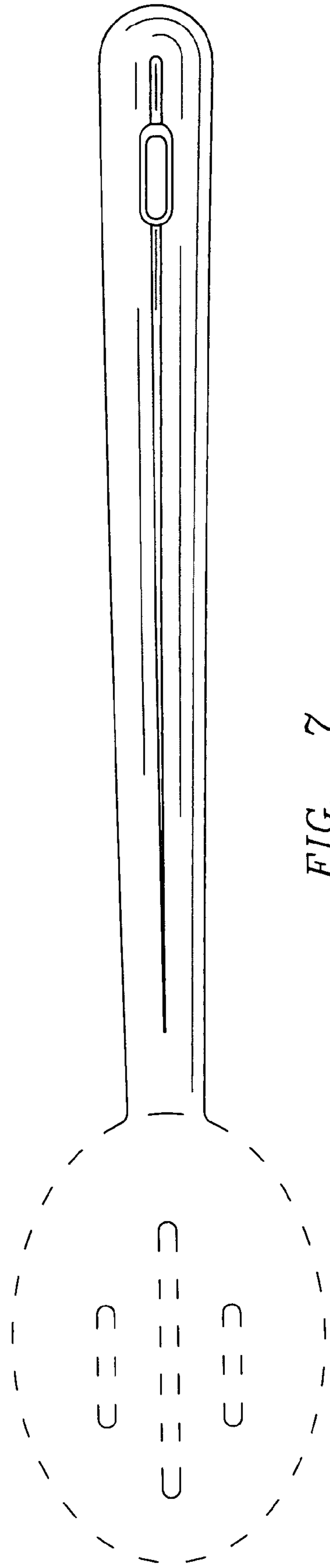


FIG. 7