



US00D461989S

(12) **United States Design Patent**  
**Sandbeck**

(10) **Patent No.:** **US D461,989 S**

(45) **Date of Patent:** **\*\* Aug. 27, 2002**

(54) **SELF STORING BLANKET**

(76) **Inventor:** **Paul C Sandbeck**, 50 Peltier Ave.,  
Metuchen, NJ (US) 08840

(\* ) **Notice:** This patent is subject to a terminal disclaimer.

(\*\* ) **Term:** **14 Years**

(21) **Appl. No.:** **29/144,338**

(22) **Filed:** **Jun. 29, 2001**

(51) **LOC (7) Cl.** ..... **06-13**

(52) **U.S. Cl.** ..... **D6/603; D6/595; D6/597**

(58) **Field of Search** ..... D6/595, 596, 597,  
D6/599, 601, 602, 603, 604, 605, 606,  
608; D2/720, 728, 823, 860, 861; 2/114,  
914, 915; 5/417, 418, 419, 420, 485, 486,  
495, 499, 630, 631, 632, 633, 636, 637,  
638, 639, 640, 641, 644, 645, 646, 648,  
650, 651, 652, 652.1, 653, 654, 655, 655.3,  
655.4, 655.9, 656, 657, 657.5, 663, 688,  
690, 706, 710, 717, 718, 727, 731, 733,  
736, 737, 739

(56) **References Cited**

**U.S. PATENT DOCUMENTS**

D263,543 S	*	3/1982	Daugherty	.....	D6/597
D288,268 S	*	2/1987	Durham	.....	D6/603
D317,995 S	*	7/1991	Crowley-McGregor	.....	D6/596
D322,532 S	*	12/1991	Kumar et al.	.....	D6/596
D341,979 S	*	12/1993	Peters	.....	D6/596
5,454,125 A	*	10/1995	Ratkowski	.....	5/417
5,629,071 A	*	5/1997	Feldman	.....	5/417
D384,853 S	*	10/1997	Parker et al.	.....	D6/608

5,729,846 A	*	3/1998	Sullivan	.....	5/419
5,850,643 A	*	12/1998	Brumfield	.....	5/419
5,920,931 A	*	7/1999	Zuehlke	.....	5/485
D437,169 S	*	2/2001	Sandbeck	.....	D6/595

\* cited by examiner

*Primary Examiner*—Doris V. Coles  
*Assistant Examiner*—T. Chase Nelson

(57) **CLAIM**

The ornamental design for a self storing blanket, as shown and described.

**DESCRIPTION**

FIG. 1 is a front elevational view of the self storing blanket of the present invention;  
 FIG. 2 is a rear elevational view of the self storing blanket of FIG. 1;  
 FIG. 3 is a left side elevational view of the self storing blanket of FIG. 1;  
 FIG. 4 is a right side elevational view of the self storing blanket of FIG. 1;  
 FIG. 5 is a top plan view of the self storing blanket of FIG. 1;  
 FIG. 6 is a bottom plan view of the self storing blanket of FIG. 1; and,  
 FIG. 7 is an elevational view in an alternate position (folded-up).  
 The broken lines showing of "Team Logo" in FIGS. 2 and 7 are for illustrative purposes only and form no part of the claimed design.  
 The broken lines around the peripheral edge of the self storing blanket in the drawing are understood to represent stitching.

**1 Claim, 3 Drawing Sheets**




FIG. 1




FIG. 2

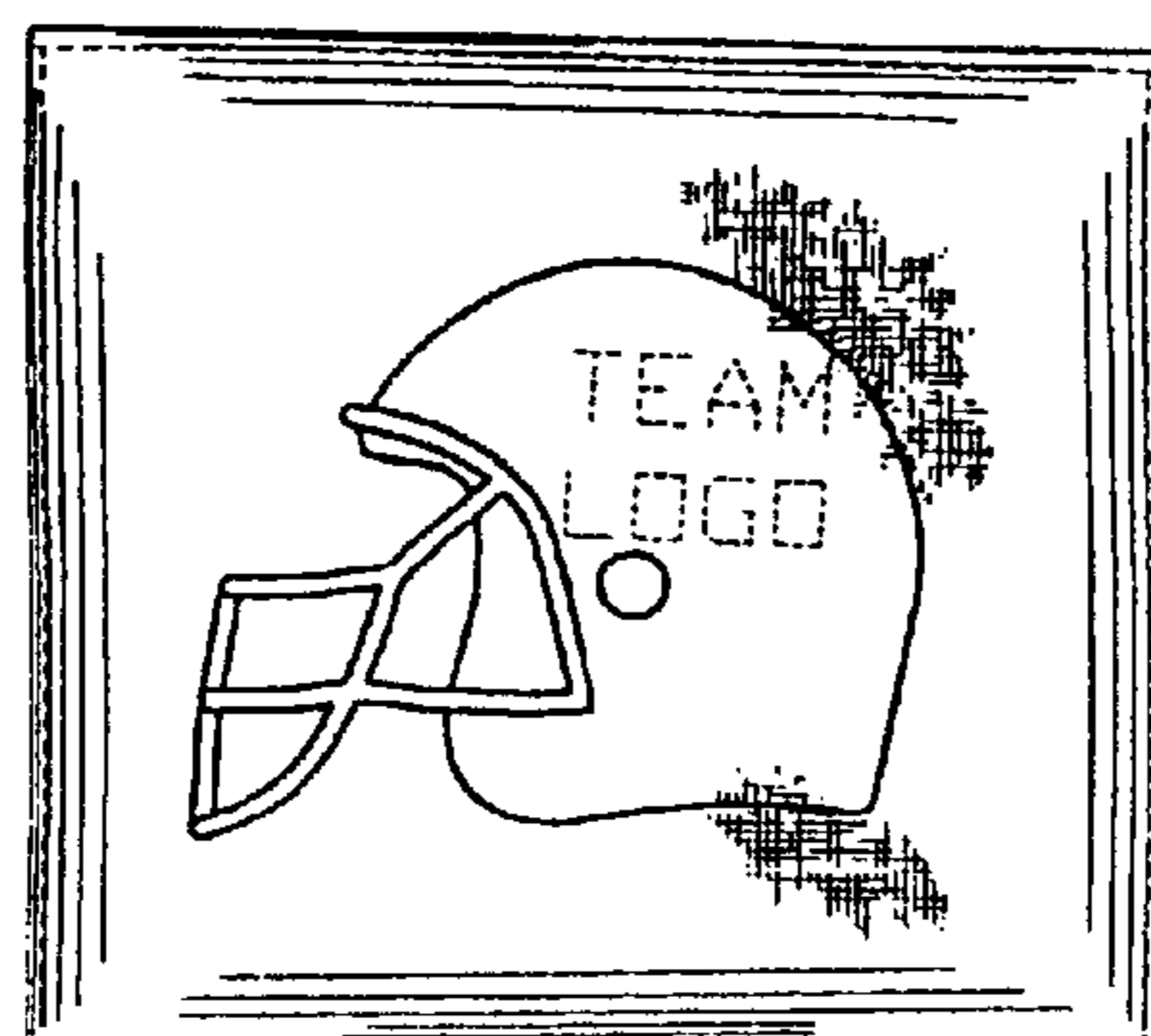



FIG. 7

*FIG. 3*



*FIG. 4*



*FIG. 5*



*FIG. 6*

