



US00D461984S

(12) **United States Design Patent**  
**Lewis et al.**

(10) **Patent No.:** **US D461,984 S**

(45) **Date of Patent:** **\*\* Aug. 27, 2002**

(54) **VISCOUS LIQUID DISPENSER**

(75) Inventors: **Richard P. Lewis**, Marietta; **Stephen L. Phelps**, Lilburn; **John A. Clement**, Alpharetta; **D. Scott Rowley**, Powder Springs; **Victoria L. Brackney**, Atlanta; **Gary E. Torkington**, Lawrenceville, all of GA (US); **Gary S. Pasternak**, Brantford (CA)

(73) Assignee: **Kimberly-Clark Worldwide, Inc.**, Neenah, WI (US)

(\*\*) Term: **14 Years**

(21) Appl. No.: **29/141,133**

(22) Filed: **Apr. 30, 2001**

(51) **LOC (7) Cl.** ..... **23-02**

(52) **U.S. Cl.** ..... **D6/545**

(58) **Field of Search** ..... D6/542-545; 222/92, 222/105, 173, 180, 181.1, 181.3; 221/282, 283; 206/77.1

(56) **References Cited**

**U.S. PATENT DOCUMENTS**

4,573,612 A	3/1986	Maddison et al.	
D293,402 S	12/1987	Petterson	
D312,184 S	11/1990	De Luca et al.	
D322,377 S	12/1991	Fender	
D338,585 S	* 8/1993	Bell et al. ....	D6/545
D340,823 S	11/1993	Bunschoten et al.	
5,265,772 A	11/1993	Bartasevich et al.	
D343,751 S	2/1994	Bell et al.	
D345,664 S	4/1994	Brandenburg	
D345,877 S	4/1994	Brandenburg	
D350,249 S	9/1994	Rhodenbaugh	
D358,288 S	* 5/1995	Daansen ....	D6/545
5,443,236 A	8/1995	Bell et al.	
5,464,125 A	11/1995	Daansen	
D372,824 S	* 8/1996	Lin et al. ....	D6/545
D379,728 S	6/1997	Simon	
D385,139 S	* 10/1997	Mervar et al. ....	D6/545
D386,027 S	11/1997	Cameron et al.	

D386,344 S	11/1997	Brandenburg et al.	
D387,931 S	12/1997	Chen	
D388,990 S	1/1998	Brandenburg et al.	
D390,396 S	2/1998	Sanborn	
D391,431 S	3/1998	Brandenburg et al.	
D392,136 S	* 3/1998	Ross et al. ....	D6/542
D392,137 S	3/1998	Vignot	
D396,588 S	8/1998	Mack et al.	
D401,093 S	11/1998	Arbak et al.	
D405,998 S	2/1999	Feigenbaum	
D406,977 S	* 3/1999	Chen ....	D6/545
D414,639 S	10/1999	Ludbrook et al.	
D416,417 S	11/1999	Ross et al.	
D418,344 S	1/2000	De Winter	
D426,094 S	6/2000	Carlson	
D429,931 S	8/2000	Conran et al.	
D429,932 S	8/2000	Conran et al.	
D431,404 S	10/2000	Brazis et al.	

\* cited by examiner

*Primary Examiner*—Brian N. Vinson

(74) *Attorney, Agent, or Firm*—Dority & Manning

(57) **CLAIM**

The ornamental design for a viscous liquid dispenser, as shown and described.

**DESCRIPTION**

FIG. 1 is a perspective view of the embodiment of the new dispenser design according to the invention.

FIG. 2 is a front view of the embodiment depicted in FIG. 1.

FIG. 3 is a right side view of the embodiment depicted in FIG. 1.

FIG. 4 is a left side view of the embodiment depicted in FIG. 1.

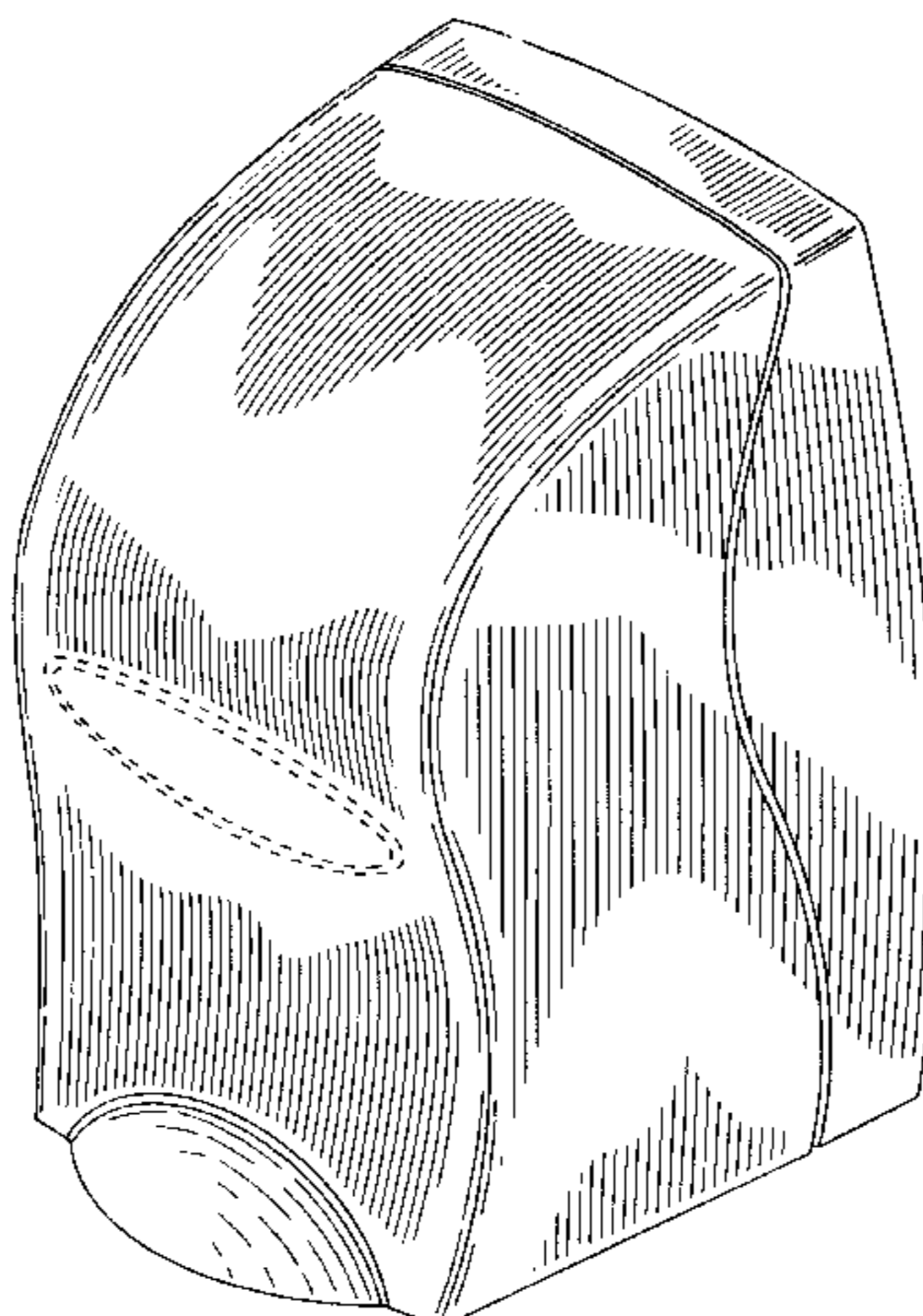
FIG. 5 is a top view of the embodiment depicted in FIG. 1.

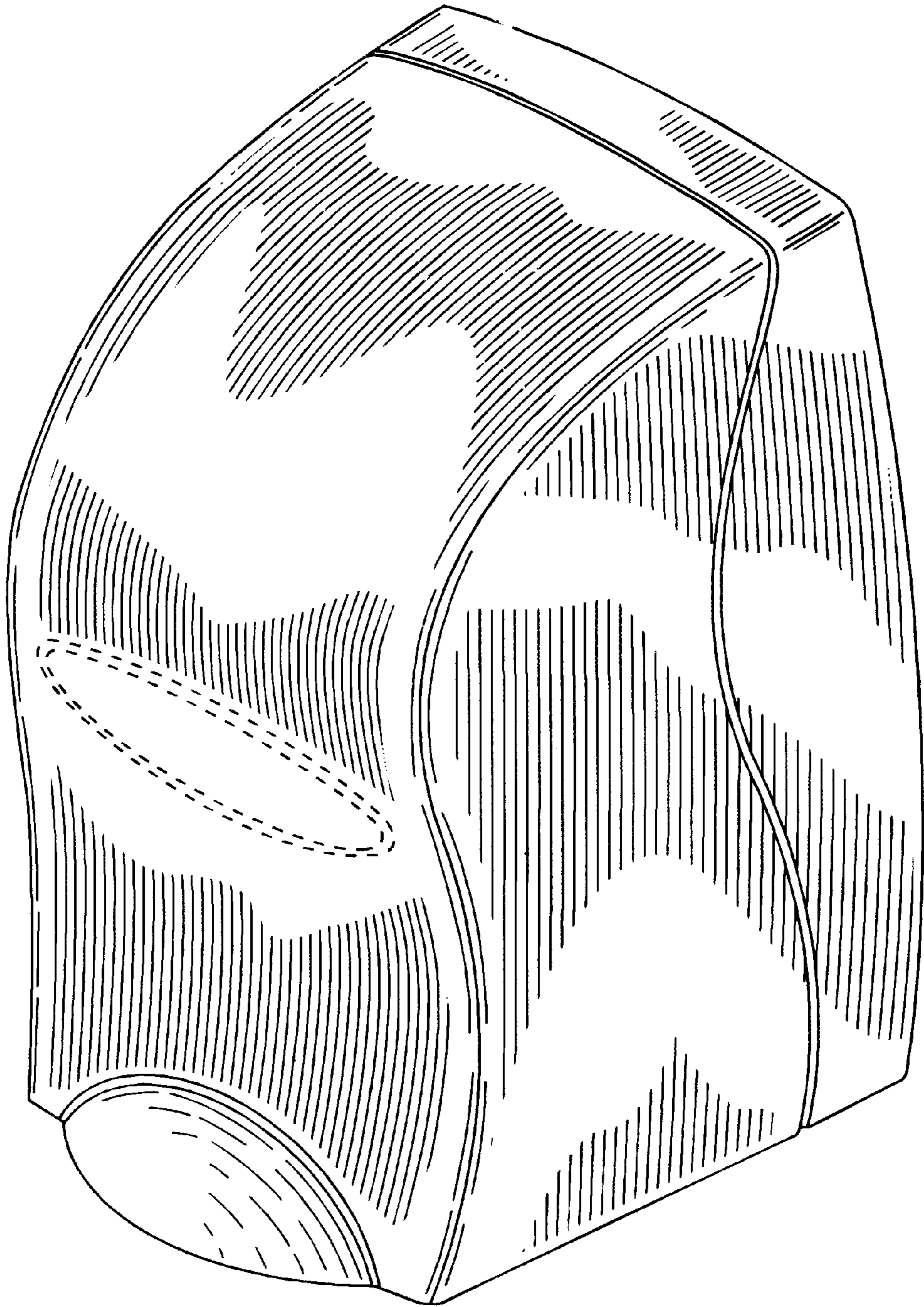
FIG. 6 is a bottom view of the embodiment depicted in FIG. 1; and,

FIG. 7 is a back view of the embodiment depicted in FIG. 1.

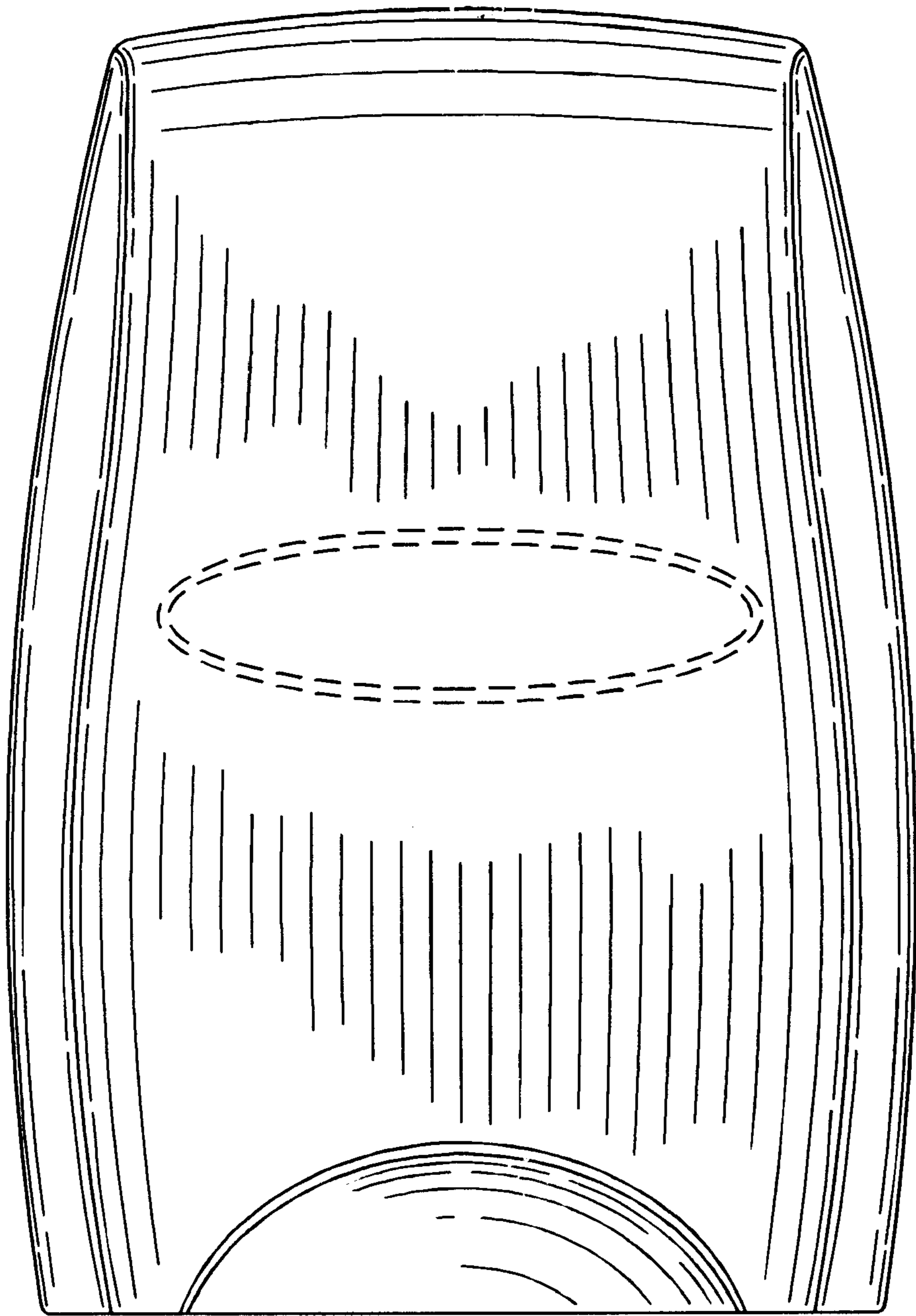
The broken-line disclosure in the views is for illustrative purposes only and forms no part of the claimed design.

**1 Claim, 6 Drawing Sheets**

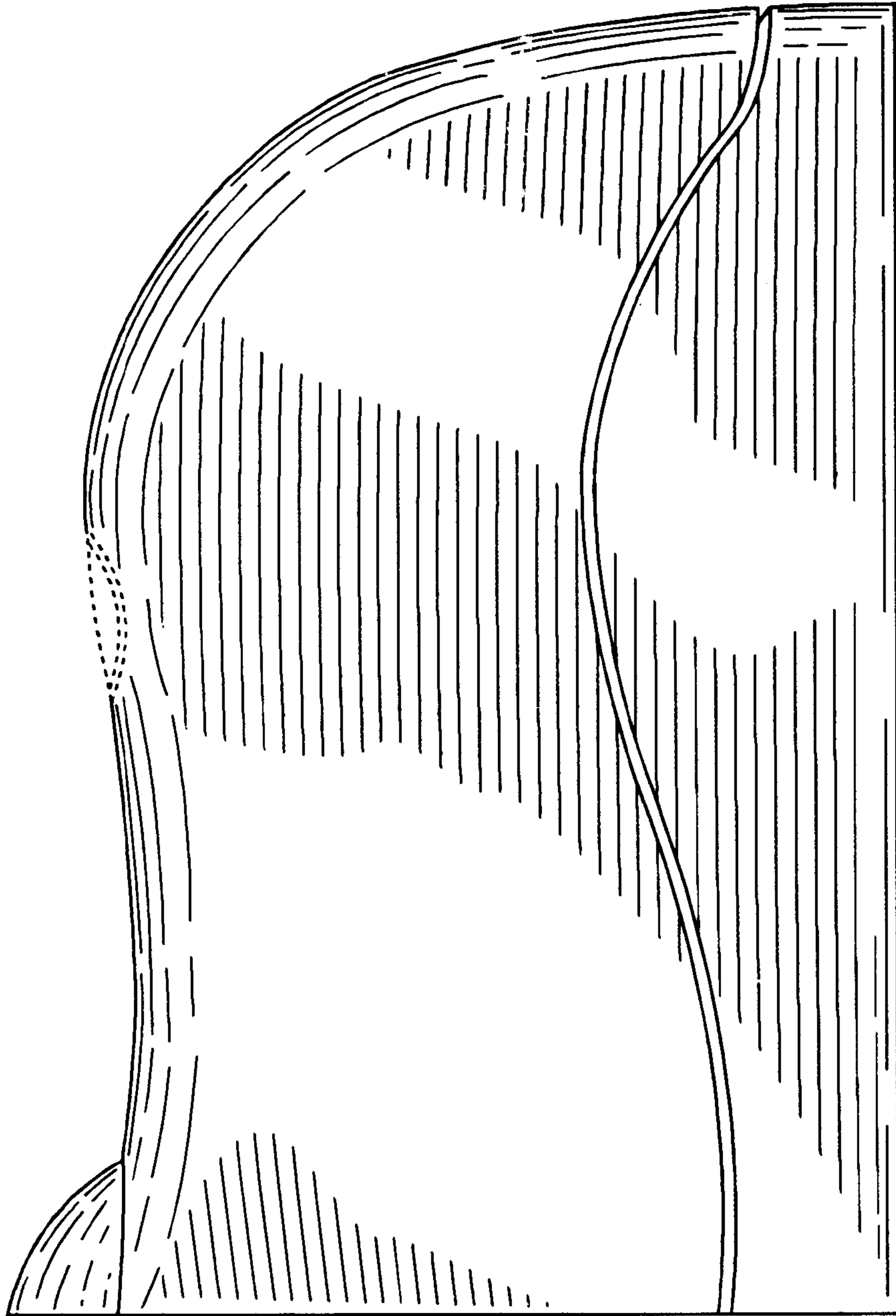




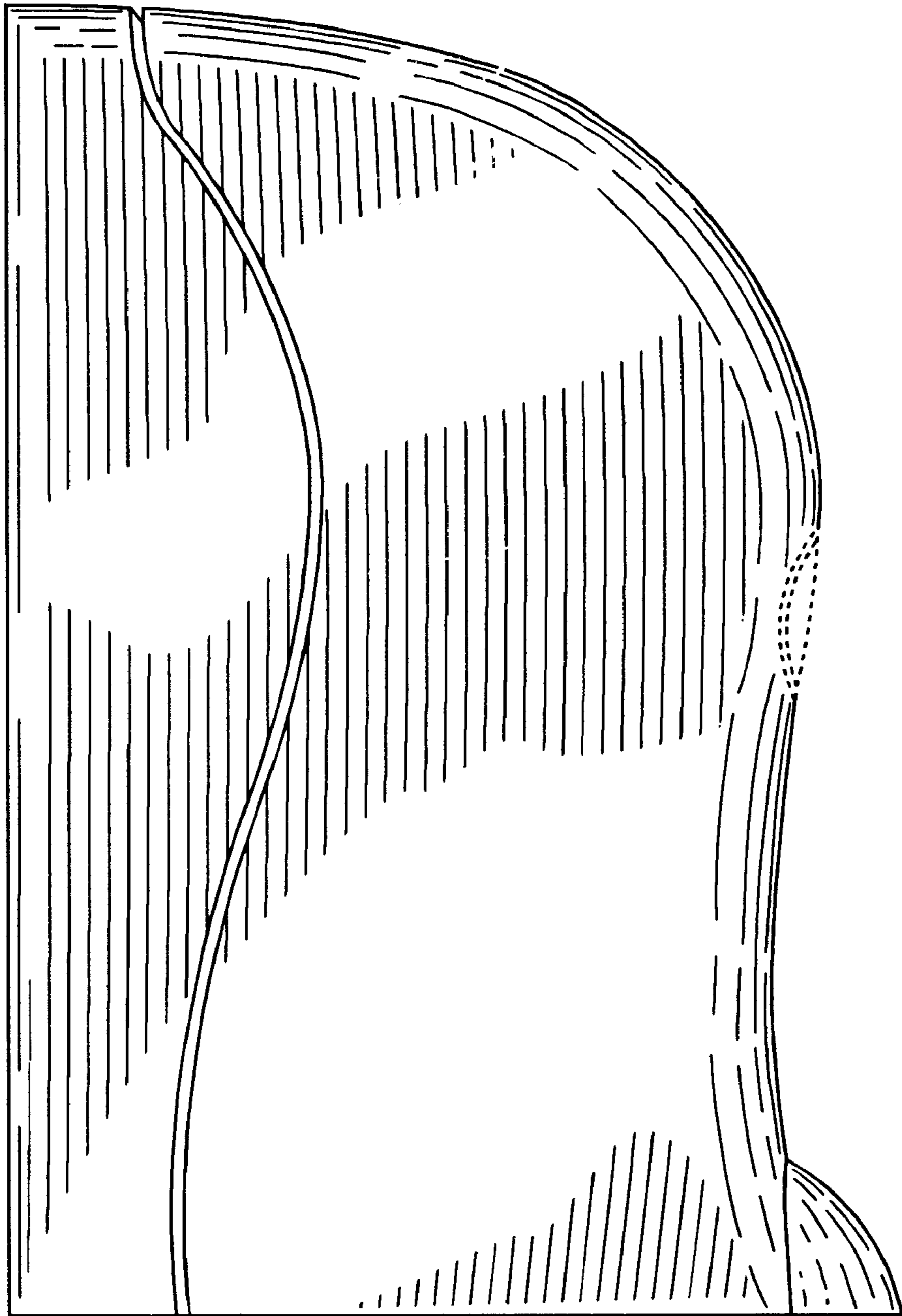
**FIG. 1**



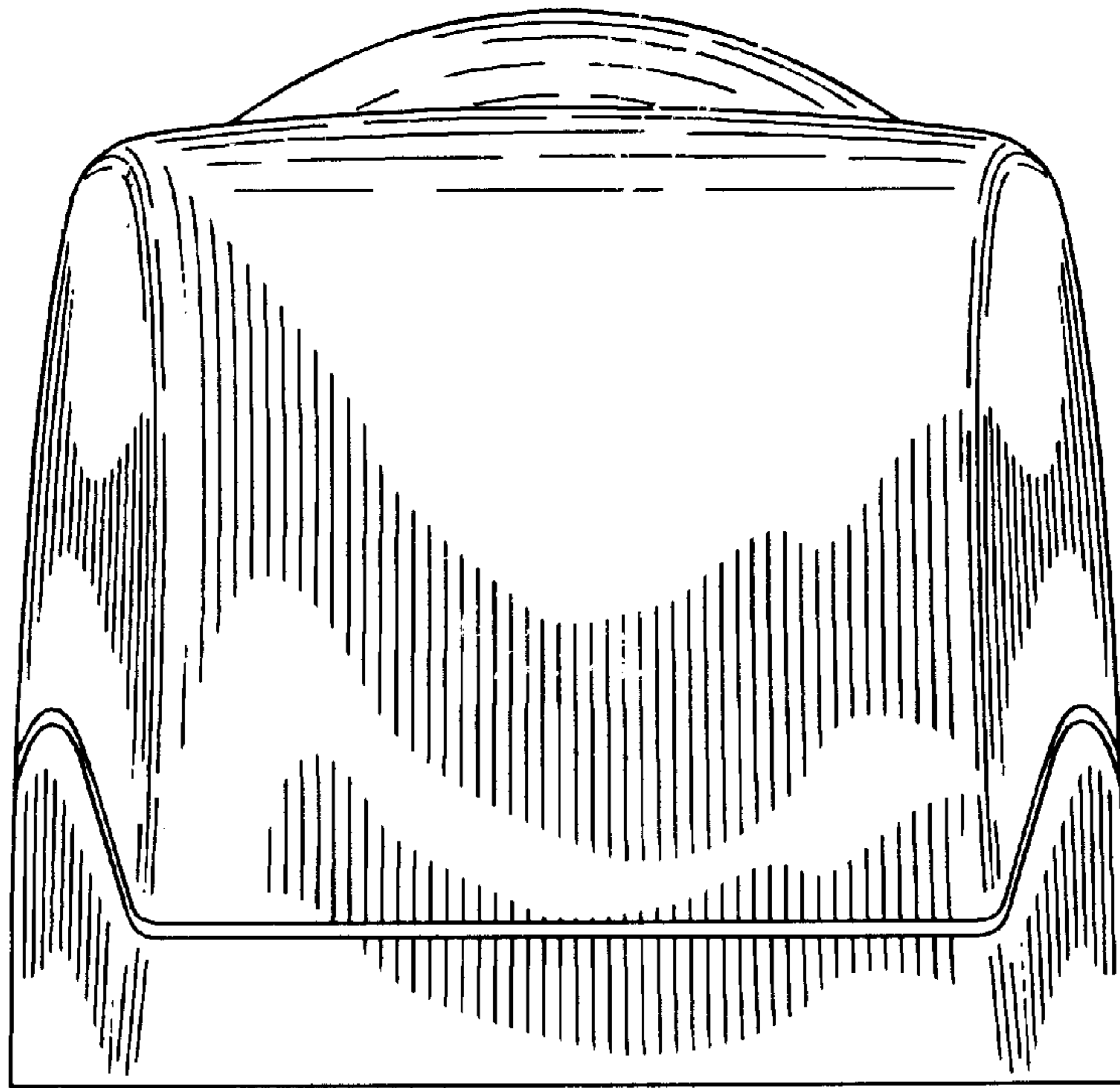
**FIG. 2**



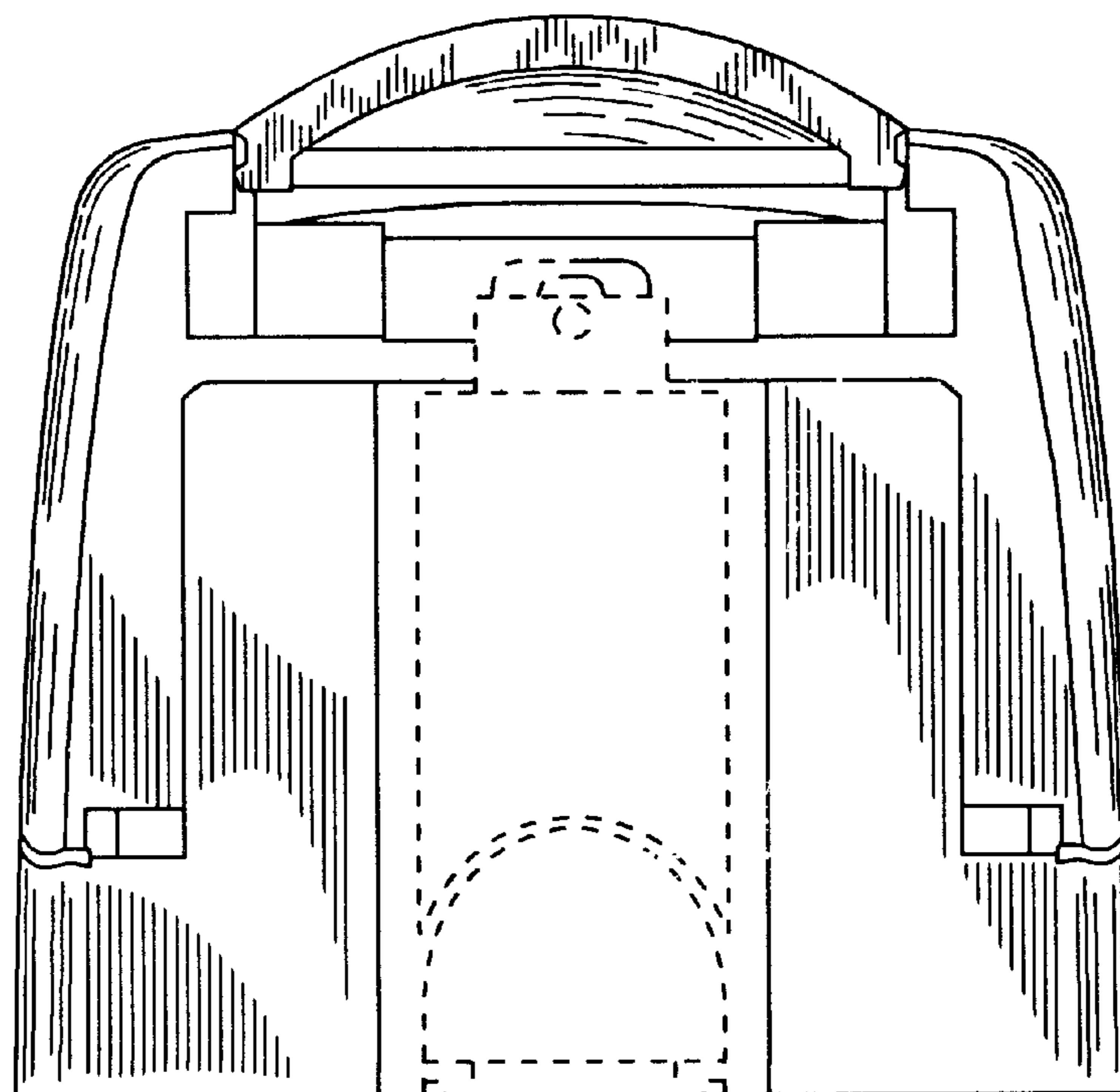
**FIG. 3**



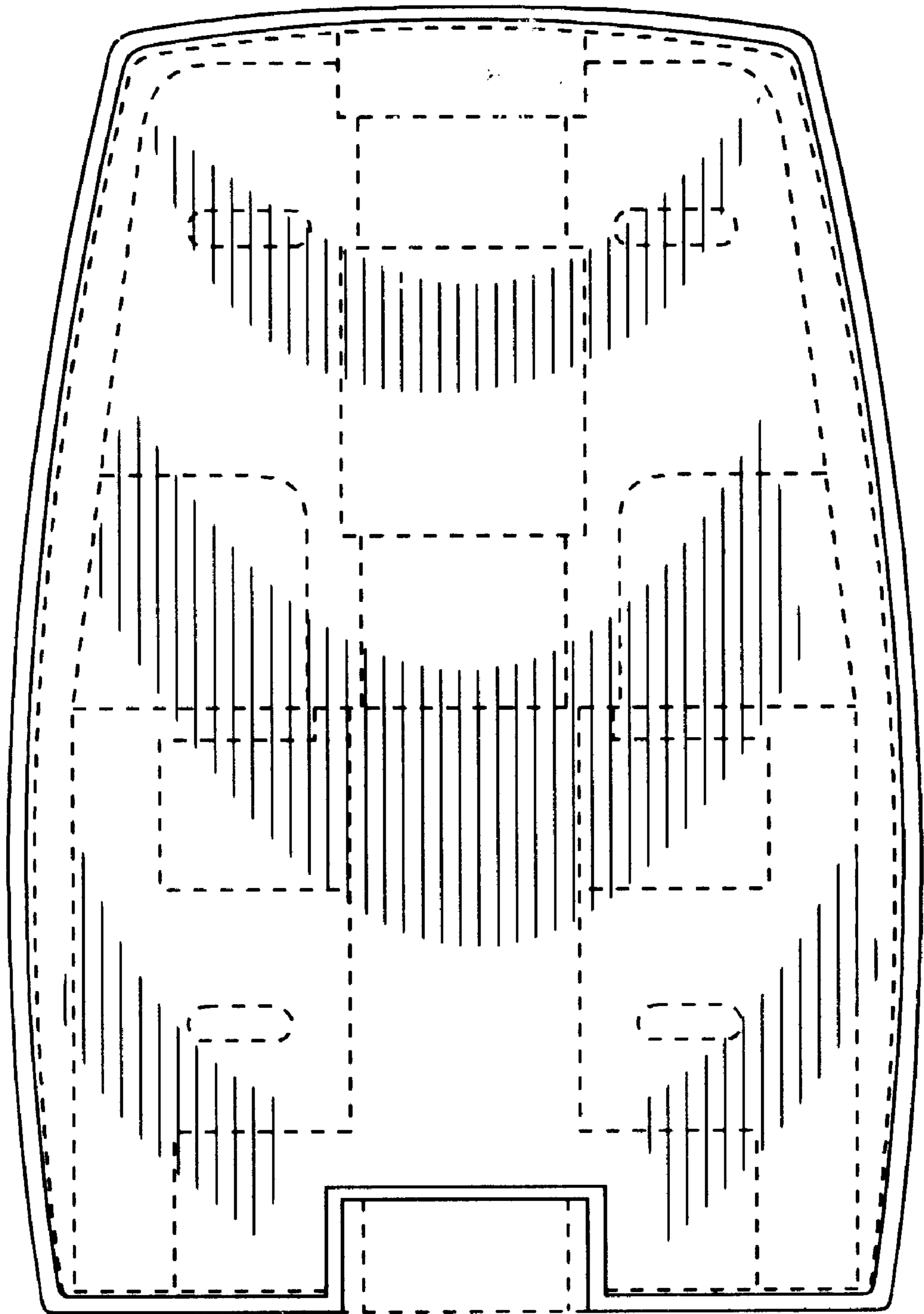
**FIG. 4**



**FIG. 5**



**FIG. 6**



**FIG. 7**