



US00D461972S

(12) **United States Design Patent**
Everett

(10) **Patent No.:** **US D461,972 S**

(45) **Date of Patent:** **** Aug. 27, 2002**

(54) **STORAGE CABINET**

(76) Inventor: **Delphine Everett**, 1917 Westwood Cir.,
Mishawaka, IN (US) 46545

(**) Term: **14 Years**

(21) Appl. No.: **29/144,055**

(22) Filed: **Jun. 25, 2001**

(51) **LOC (7) Cl.** **06-04**

(52) **U.S. Cl.** **D6/448**

(58) **Field of Search** D6/432, 436, 440,
D6/445, 446, 448; 312/107, 204, 213, 284

(56) **References Cited**

U.S. PATENT DOCUMENTS

D44,611 S	*	9/1913	Leonard	D6/436
D383,278 S	*	9/1997	Jennings	D34/1
D402,139 S	*	12/1998	Dzurovsak	D6/470
D416,708 S	*	11/1999	Walker	D6/429
D434,579 S	*	12/2000	Rabb	D6/432

* cited by examiner

Primary Examiner—Cathron C. Brooks

(74) *Attorney, Agent, or Firm*—Botkin & Hall

(57) **CLAIM**

The ornamental design for a storage cabinet, as shown and described.

DESCRIPTION

FIG. 1 is a front perspective view of a storage cabinet showing my new design as seen from the front left; FIG. 2 is a right side elevational view thereof, the left side elevational view being a mirror image thereof; FIG. 3 is a front elevational view thereof; and FIG. 4 is top plan view thereof; FIG. 5 is a front perspective view of a storage cabinet showing a second embodiment of my new design as seen from the front left; FIG. 6 is a right side elevational view of the embodiment of FIG. 5, the left side elevational view being a mirror image thereof; FIG. 7 is a front elevational view of the embodiment of FIG. 5; and, FIG. 8 is a top plan view of the embodiment of FIG. 5.

1 Claim, 2 Drawing Sheets




FIG.1




FIG.2




FIG.3

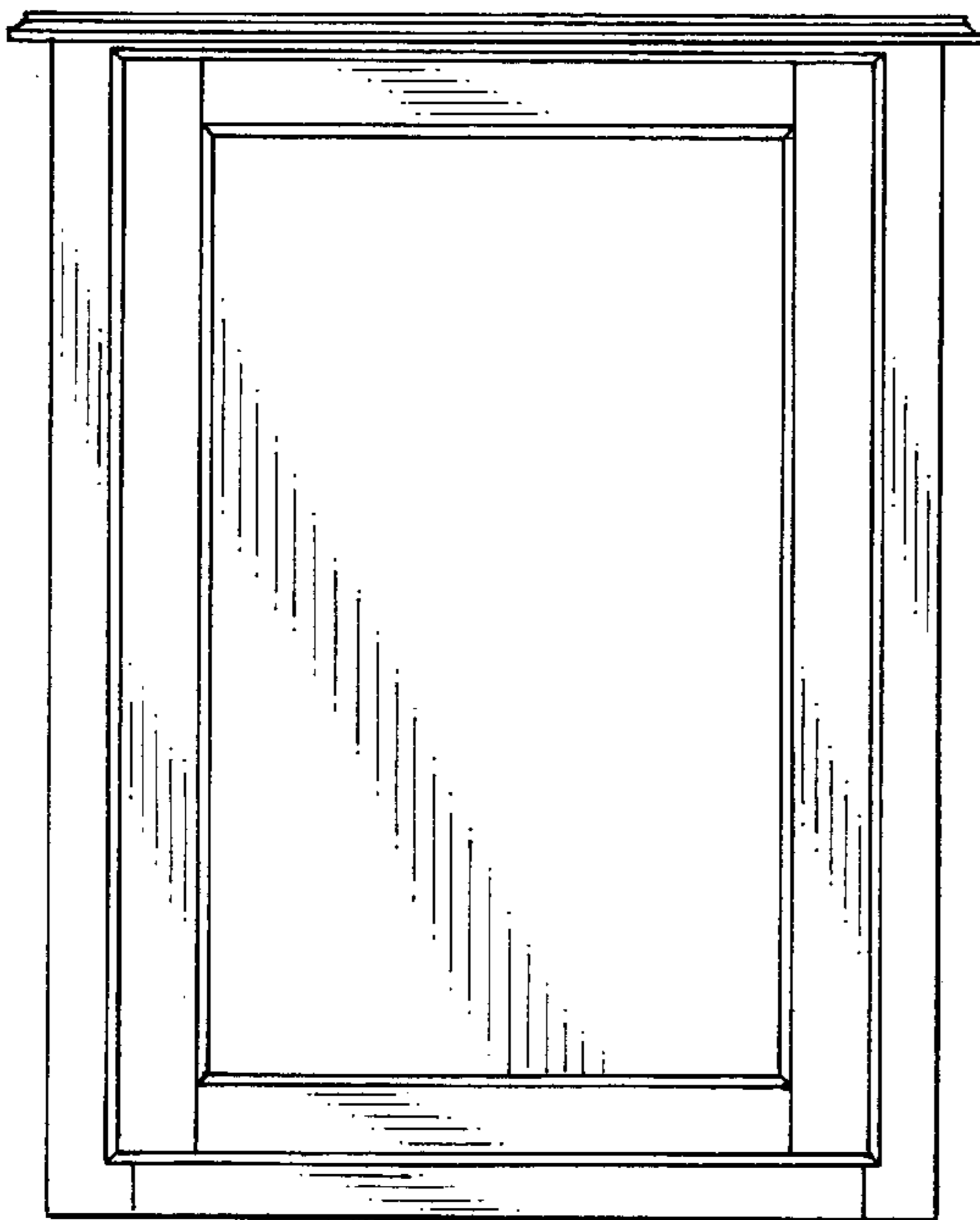


FIG.4




FIG.5

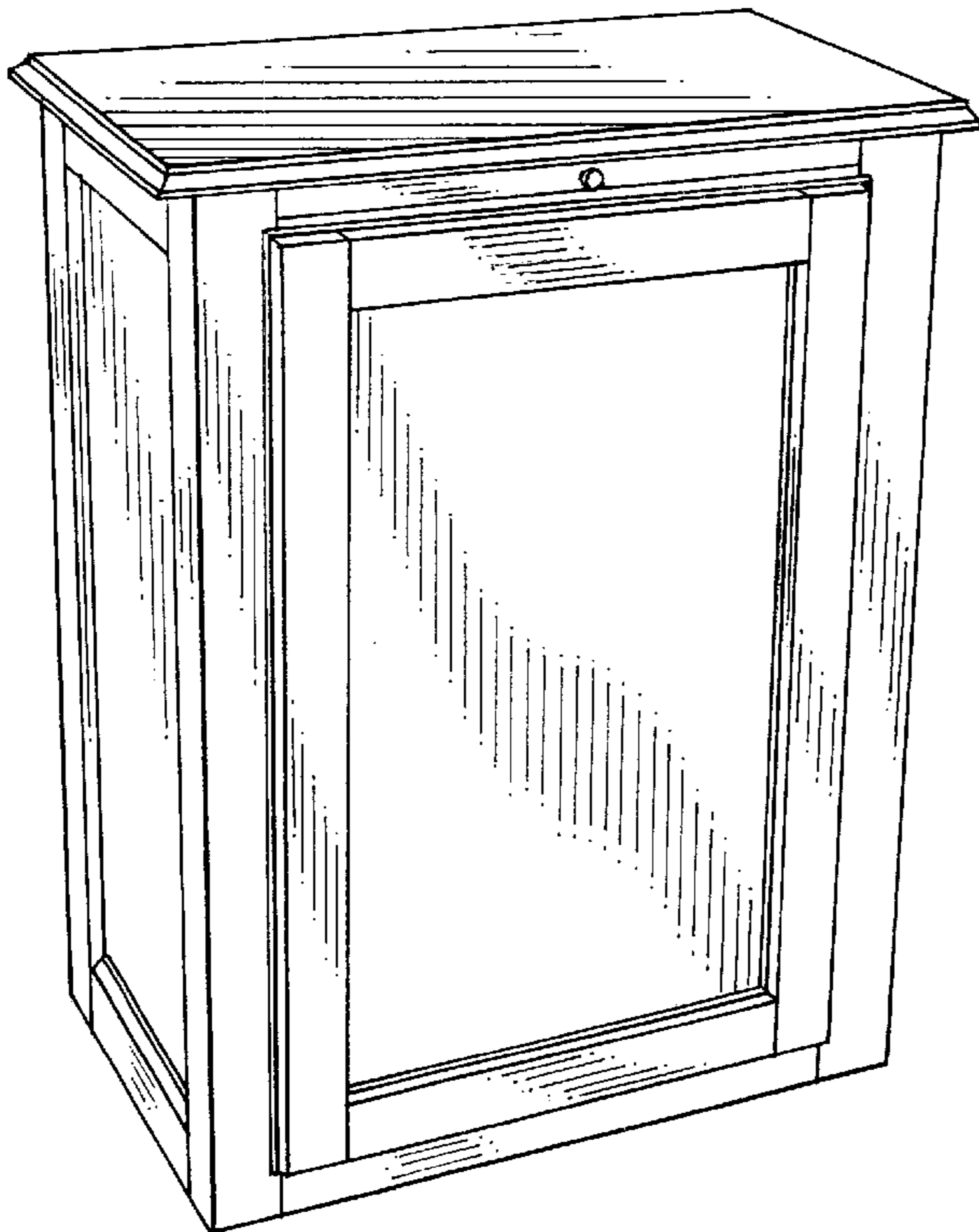


FIG.6




FIG.7




FIG. 8

