



US00D461970S

(12) **United States Design Patent** (10) **Patent No.:** **US D461,970 S**
Stanton (45) **Date of Patent:** **** Aug. 27, 2002**

(54) **ARMOIRE**

(75) Inventor: **Shawn Christopher Stanton**, High Point, NC (US)

(73) Assignee: **Thomasville Furniture Industries, Inc.**, Thomasville, NC (US)

(**) Term: **14 Years**

(21) Appl. No.: **29/147,536**

(22) Filed: **Aug. 30, 2001**

(51) **LOC (7) Cl.** **06-04**

(52) **U.S. Cl.** **D6/439**

(58) **Field of Search** D6/436, 437-439, D6/445-447, 470; 312/114, 117, 204, 224

(56) **References Cited**

U.S. PATENT DOCUMENTS

D363,835 S	*	11/1995	Paus	D6/439
D371,019 S		6/1996	Walters, III et al.	D6/439
D388,637 S	*	1/1998	Kelley et al.	D6/439
D390,045 S		2/1998	Walters, III et al.	D6/439
D403,531 S	*	1/1999	Blaay	D6/445
D403,891 S	*	1/1999	West	D6/439
D420,530 S		2/2000	Cain	D6/439
D429,918 S	*	8/2000	Hazen et al.	D6/439

OTHER PUBLICATIONS

Entertainment Center, Elysee Collection brochure, Thomasville Furniture Industries, Inc., p. 24, 1999.
 Cardinal Lemoire Armoire, Hemingway Paris Collection brochure, Thomasville Furniture Industries, Inc., p. 31, 2000.

Basket weave design, Elysee Collection brochure, Thomasville Furniture Industries, Inc., p. 16, 1999.

Furniture Today, Romweber Armoire, p. 160, Oct. 20, 1997.*

Furniture Today, Aico Armoire, p. 14, Oct. 19, 1998.*

Furniture Today, Harden Armoire, p. 102, Oct. 19, 1998.*

Furniture Today, Stanley Advertising Section, Armoire, Apr. 3, 2000.*

* cited by examiner

Primary Examiner—Cathron C. Brooks

(74) *Attorney, Agent, or Firm*—Womble Carlyle Sandridge & Rice, PLLC

(57) **CLAIM**

The ornamental design for an armoire, as shown and described.

DESCRIPTION


FIG. 1 is a left front perspective view of an armoire showing my new design;

FIG. 2 is a side elevational view, the opposite side being a mirror image thereof; and,

FIG. 3 is a front elevational view thereof.

The bottom and rear views of the armoire are not shown and form no part of the claimed design. The dashed lines represent environmental elements only and form no part of the claimed design.

1 Claim, 3 Drawing Sheets






FIG. 1

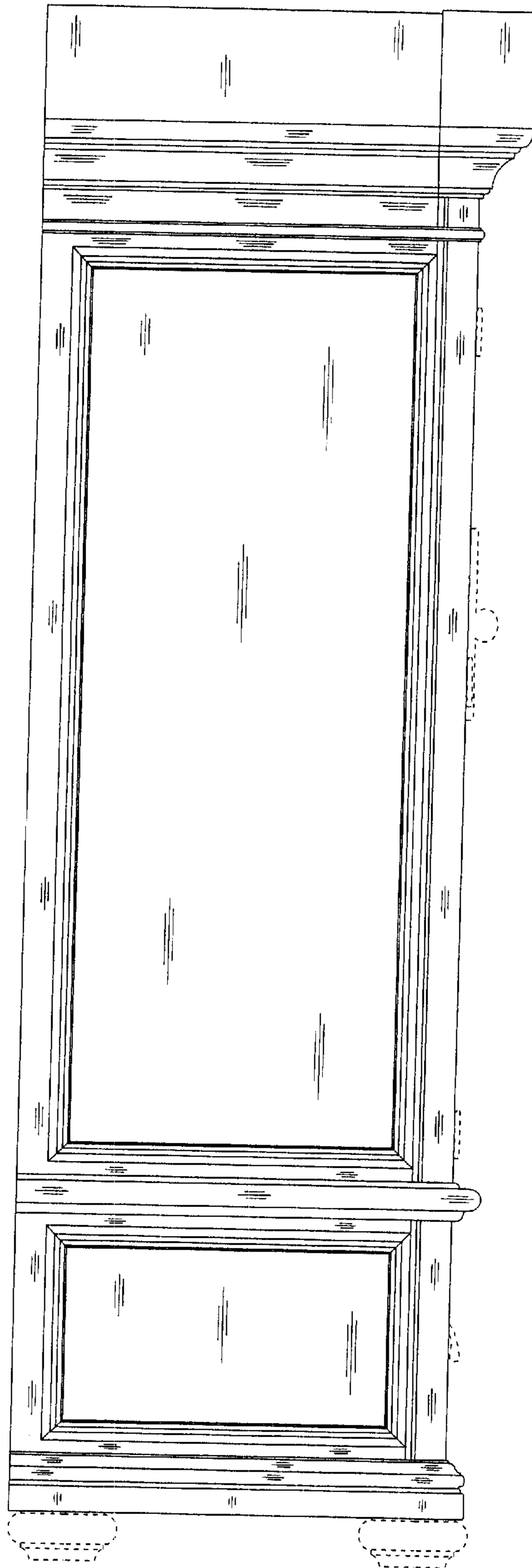


FIG. 2




FIG. 3