

US00D461969S

(12) **United States Design Patent**  
**Diaz-Azcuy**

(10) **Patent No.:** **US D461,969 S**

(45) **Date of Patent:** **\*\* Aug. 27, 2002**

(54) **CHAIR**

(75) Inventor: **Orlando Diaz-Azcuy**, San Francisco, CA (US)

(73) Assignee: **McGuire Furniture Company, Inc.**, San Francisco, CA (US)

(\*\*) Term: **14 Years**

(21) Appl. No.: **29/139,225**

(22) Filed: **Mar. 27, 2001**

(51) **LOC (7) Cl.** ..... **06-01**

(52) **U.S. Cl.** ..... **D6/369**

(58) **Field of Search** ..... D6/334, 369, 370, D6/374, 376, 379, 380, 500, 501, 502; 297/446.1, 451.9, 452.64

(56) **References Cited**

**U.S. PATENT DOCUMENTS**

D80,085 S	*	12/1929	Nevin	.....	D6/369
D184,387 S	*	2/1959	Williams	.....	D6/334
D259,841 S	*	7/1981	Mioni	.....	D6/380
D340,590 S		10/1993	McGuire et al.		
D344,860 S		3/1994	McGuire		
D345,868 S		4/1994	McGuire et al.		
D352,623 S		11/1994	McGuire		
D356,224 S		3/1995	McGuire		
D357,366 S		4/1995	McGuire		
D380,095 S		6/1997	Diaz-Azcuy		
D380,105 S		6/1997	Diaz-Azcuy		
D380,307 S		6/1997	Diaz-Azcuy		
D380,308 S		6/1997	Diaz-Azcuy		
D380,309 S		7/1997	Diaz-Azcuy		
D380,310 S		7/1997	Diaz-Azcuy		
D380,311 S		7/1997	Diaz-Azcuy		
D380,312 S		7/1997	Diaz-Azcuy		
D386,912 S		12/1997	Diaz-Azcuy		
D390,031 S		2/1998	Diaz-Azcuy		
D395,174 S		6/1998	Diaz-Azcuy		
D411,693 S		6/1999	Navone		
D418,687 S		1/2000	Tihany		

(List continued on next page.)

*Primary Examiner*—Gary D. Watson

(74) *Attorney, Agent, or Firm*—Merchant & Gould P.C.


(57) **CLAIM**

The ornamental design for a chair, as shown and described.

**DESCRIPTION**

FIG. 1 is a perspective view of a first embodiment of a chair according to the principles of the present invention; FIG. 2 is a front elevational view thereof; FIG. 3 is a rear elevational view thereof; FIG. 4 is a left side elevational view thereof, the right side elevational view being the mirror image thereof; FIG. 5 is a top plan view thereof; FIG. 6 is a bottom plan view thereof; FIG. 7 is a perspective view of a second embodiment of a chair according to the principles of the present invention; FIG. 8 is a front elevational view thereof; FIG. 9 is a rear elevational view thereof; FIG. 10 is a left side elevational view thereof, the right side elevational view being the mirror image thereof; FIG. 11 is a top plan view thereof; FIG. 12 is a bottom plan view thereof; FIG. 13 is a perspective view of a third embodiment of a chair according to the principles of the present invention; FIG. 14 is a front elevational view thereof; FIG. 15 is a rear elevational view thereof; FIG. 16 is a left side elevational view thereof, the right side elevational view being the mirror image thereof; FIG. 17 is a top plan view thereof; FIG. 18 is a bottom plan view thereof; FIG. 19 is a perspective view of a fourth embodiment of a chair according to the principles of the present invention; FIG. 20 is a front elevational view thereof; FIG. 21 is a rear elevational view thereof; FIG. 22 is a left side elevational view thereof, the right side elevational view being the mirror image thereof; FIG. 23 is a top plan view thereof; and, FIG. 24 is a bottom plan view thereof.

**1 Claim, 24 Drawing Sheets**



# US D461,969 S

Page 2

---

## U.S. PATENT DOCUMENTS

D421,851 S 3/2000 Tihany  
D421,852 S 3/2000 Tihany  
D423,804 S 5/2000 Tihany  
D424,825 S 5/2000 Tihany

D427,795 S 7/2000 Tihany  
D428,723 S \* 8/2000 Wistehoff, Sr. .... D6/369  
D430,412 S \* 9/2000 Lewis ..... D6/334  
D438,718 S \* 3/2001 Hutton ..... D6/334

\* cited by examiner

FIG. 1






FIG. 2




FIG. 3






FIG. 4




FIG. 5






FIG. 6






FIG. 7






FIG. 8






FIG. 9




FIG. 10






FIG. 11





FIG. 12






FIG. 13





FIG. 14






FIG. 15




FIG. 16






FIG. 17




FIG. 18






FIG. 19






FIG. 20






FIG. 21




FIG. 22






FIG. 23






FIG. 24

