



US00D461960S

(12) **United States Design Patent**
Bock

(10) **Patent No.:** **US D461,960 S**

(45) **Date of Patent:** **** Aug. 27, 2002**

(54) **COMBINED BRUSH AND SCRAPER**

D395,551 S 6/1998 McKittrick
5,870,786 A * 2/1999 Papadopoulos 7/105
D423,788 S * 5/2000 Southwell D4/118

(76) Inventor: **Michael G. Bock**, 43045 Tavernsprings
Ct., Ashburn, VA (US) 20147

FOREIGN PATENT DOCUMENTS

(**) Term: **14 Years**

AT 125450 11/1931

(21) Appl. No.: **29/156,537**

* cited by examiner

(22) Filed: **Mar. 5, 2002**

Primary Examiner—Alan P. Douglas

Assistant Examiner—Lavone Tabor

(51) **LOC (7) Cl.** **04-04**

(74) *Attorney, Agent, or Firm*—Stephen R. Greiner

(52) **U.S. Cl.** **D4/118; D4/135**

(57) **CLAIM**

(58) **Field of Search** D4/118, 132, 135;
D32/42; 7/105, 151; 15/105, 111, 168,
191.1, 192, 193, 236.03, 236.07

The ornamental design for a combined brush and scraper, as shown and described.

(56) **References Cited**

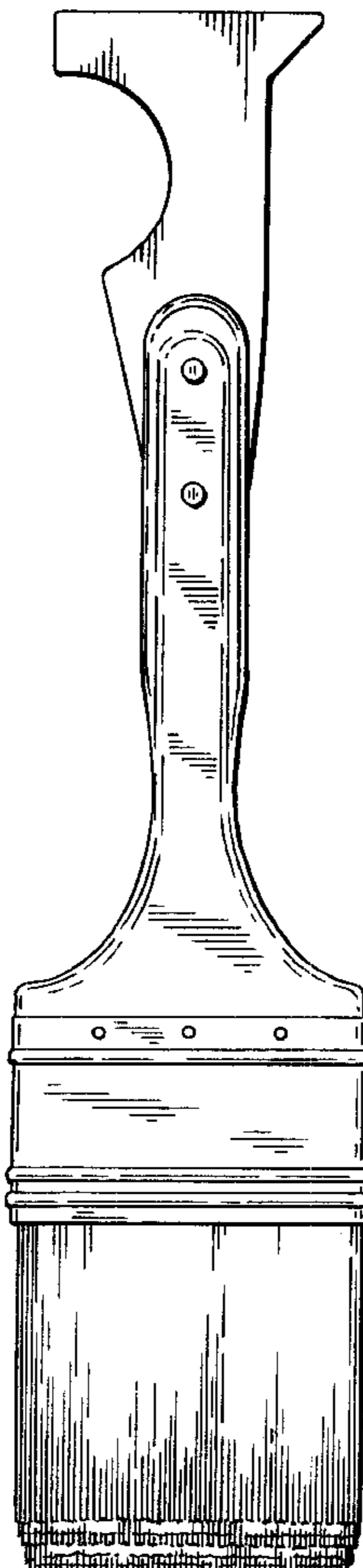
DESCRIPTION

U.S. PATENT DOCUMENTS

FIG. 1 is left side elevational view of a combined brush and scraper showing my new design;
FIG. 2 is a front elevational view thereof;
FIG. 3 is a right side elevational view thereof;
FIG. 4 is a top view thereof; and,
FIG. 5 is a bottom view thereof.

181,206 A	8/1876	Richardson	
1,421,478 A	7/1922	Hope	
D117,933 S	* 12/1939	Manchester et al.	D4/118
2,914,785 A	12/1959	Ela	
D218,387 S	8/1970	Whitaker	
4,741,064 A	* 5/1988	Riegert et al.	15/111
4,858,266 A	8/1989	Engstrom	

1 Claim, 1 Drawing Sheet






FIG. 1

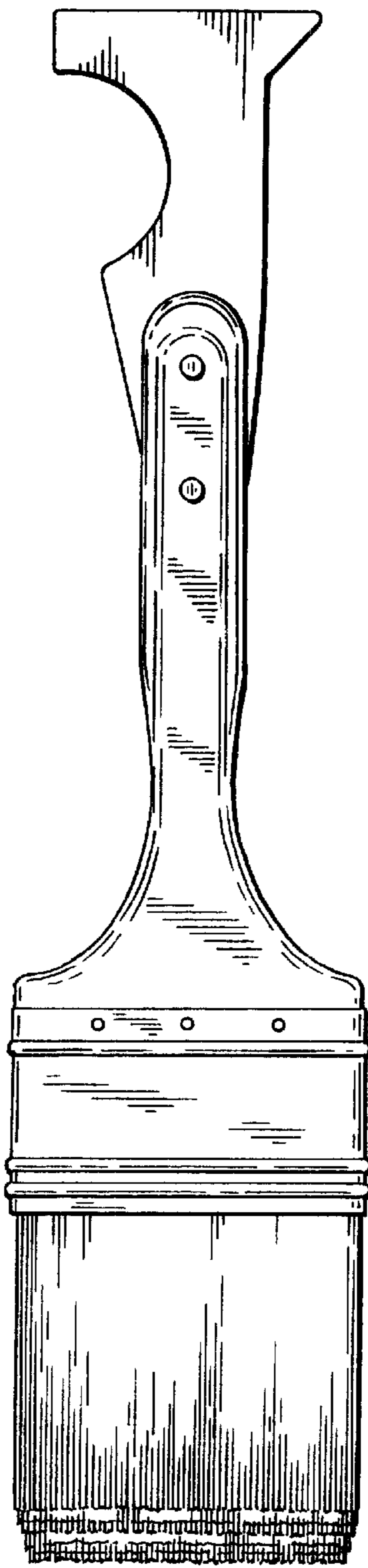


FIG. 2




FIG. 3



FIG. 4



FIG. 5