



US00D461947S

(12) **United States Design Patent**
Merceron

(10) **Patent No.:** **US D461,947 S**

(45) **Date of Patent:** **** Aug. 27, 2002**

(54) **SHOE SOLE**

(75) **Inventor:** **Jean-Paul Merceron**, Monthodon (FR)

(73) **Assignee:** **L'Article Chaussant Europeen**,
Chateau-Renault (FR)

(**) **Term:** **14 Years**

(21) **Appl. No.:** **29/142,323**

(22) **Filed:** **May 23, 2001**

(51) **LOC (7) Cl.** **02-04**

(52) **U.S. Cl.** **D2/956; D2/954; D2/957**

(58) **Field of Search** **D2/946-948, 951-962,**
D2/967, 972, 977; 36/25 R, 32 R, 36 R,
3 B, 59 R

(56) **References Cited**

U.S. PATENT DOCUMENTS

507,490	A	*	10/1893	Gambino	
3,568,340	A	*	3/1971	Gardner	
D252,420	S	*	7/1979	Bowers et al.	D2/956
D408,976	S	*	5/1999	Shanks, Jr. et al.	D2/956
D415,607	S	*	10/1999	Merceron	D2/952
D424,792	S	*	5/2000	Briand	D2/955
D439,731	S	*	4/2001	Pawlus	D2/956

D441,945	S	*	5/2001	Della Valle	D2/956
D442,767	S	*	5/2001	Della Valle	D2/954
D443,975	S	*	6/2001	Della Valle	D2/956
D448,544	S	*	10/2001	Della Valle	D2/954

* cited by examiner

Primary Examiner—Celia Murphy

(74) *Attorney, Agent, or Firm*—Milbank, Tweed, Hadley & McCloy LLP

(57) **CLAIM**

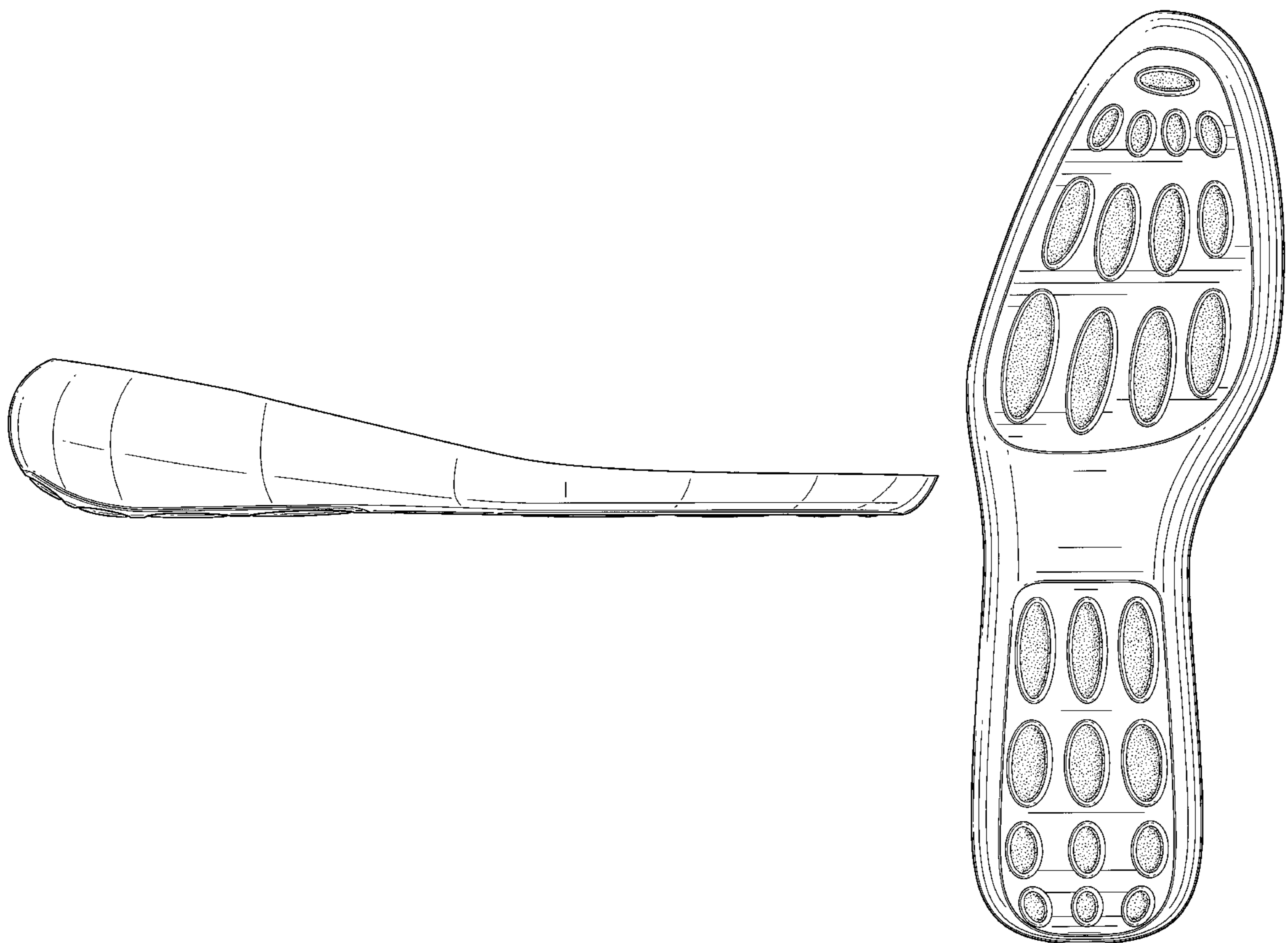
The ornamental design for a shoe sole, as shown and described.

DESCRIPTION

FIG. 1 is a bottom perspective view of a shoe sole showing my new design;
FIG. 2 is a front elevational view thereof;
FIG. 3 is a rear elevational view thereof;
FIG. 4 is a right side elevational view thereof;
FIG. 5 is a left side elevational view thereof; and,
FIG. 6 is a bottom plan view thereof.

The broken lines shown in FIG. 2 illustrate the boundary of the claimed design. Neither the top surface nor the broken lines form any part of the claimed design.

1 Claim, 4 Drawing Sheets



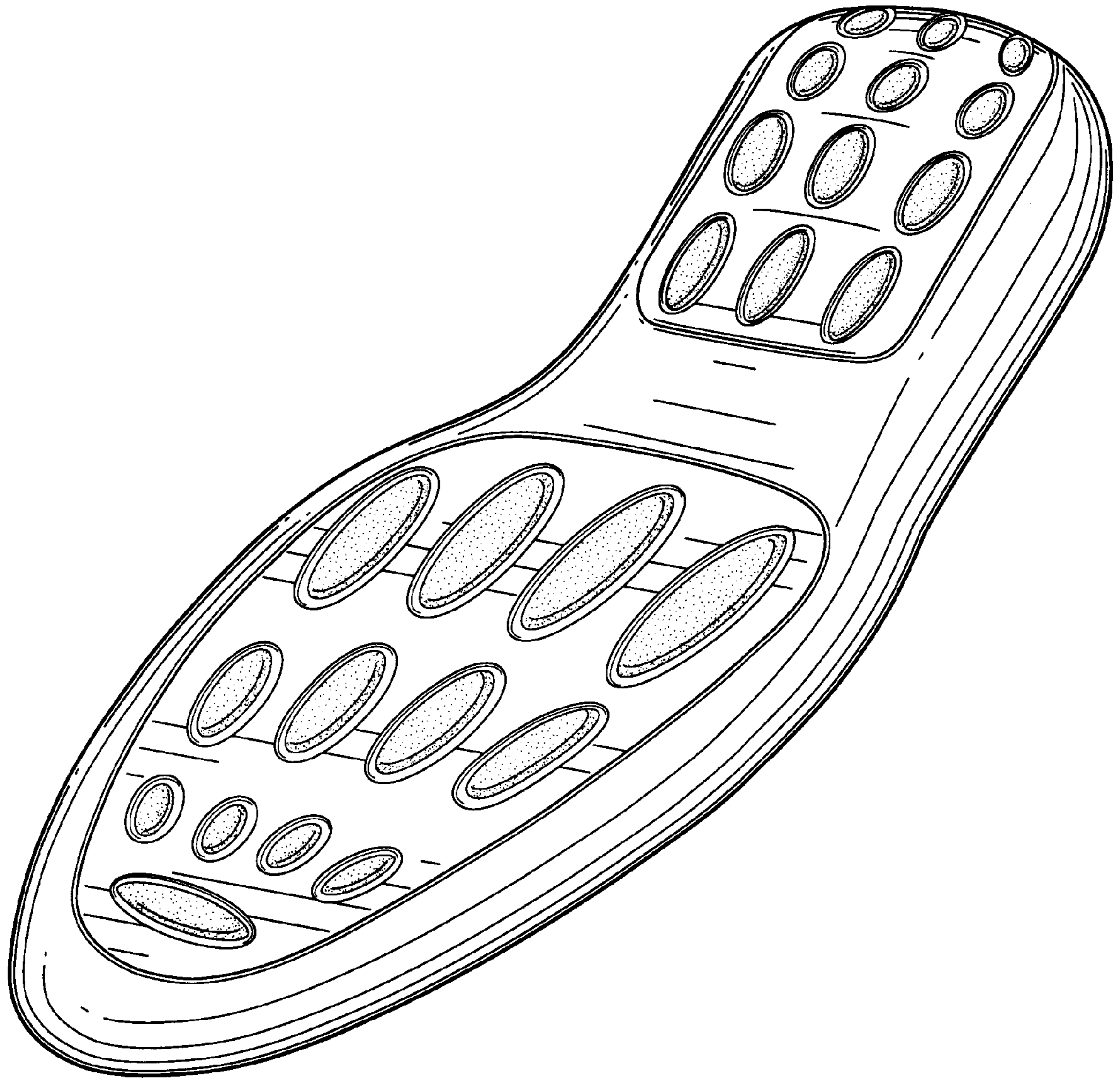


FIG. 1

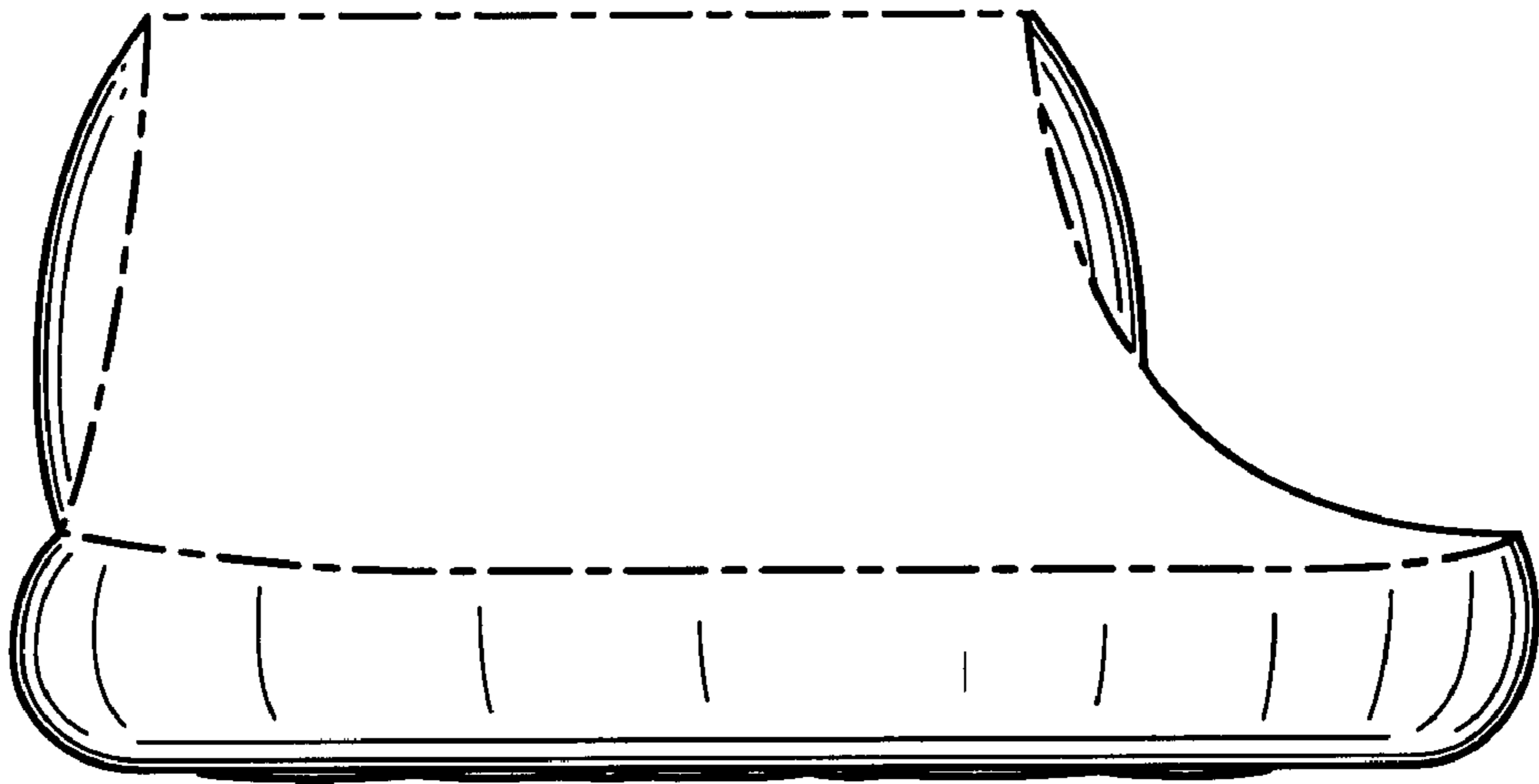


FIG. 2

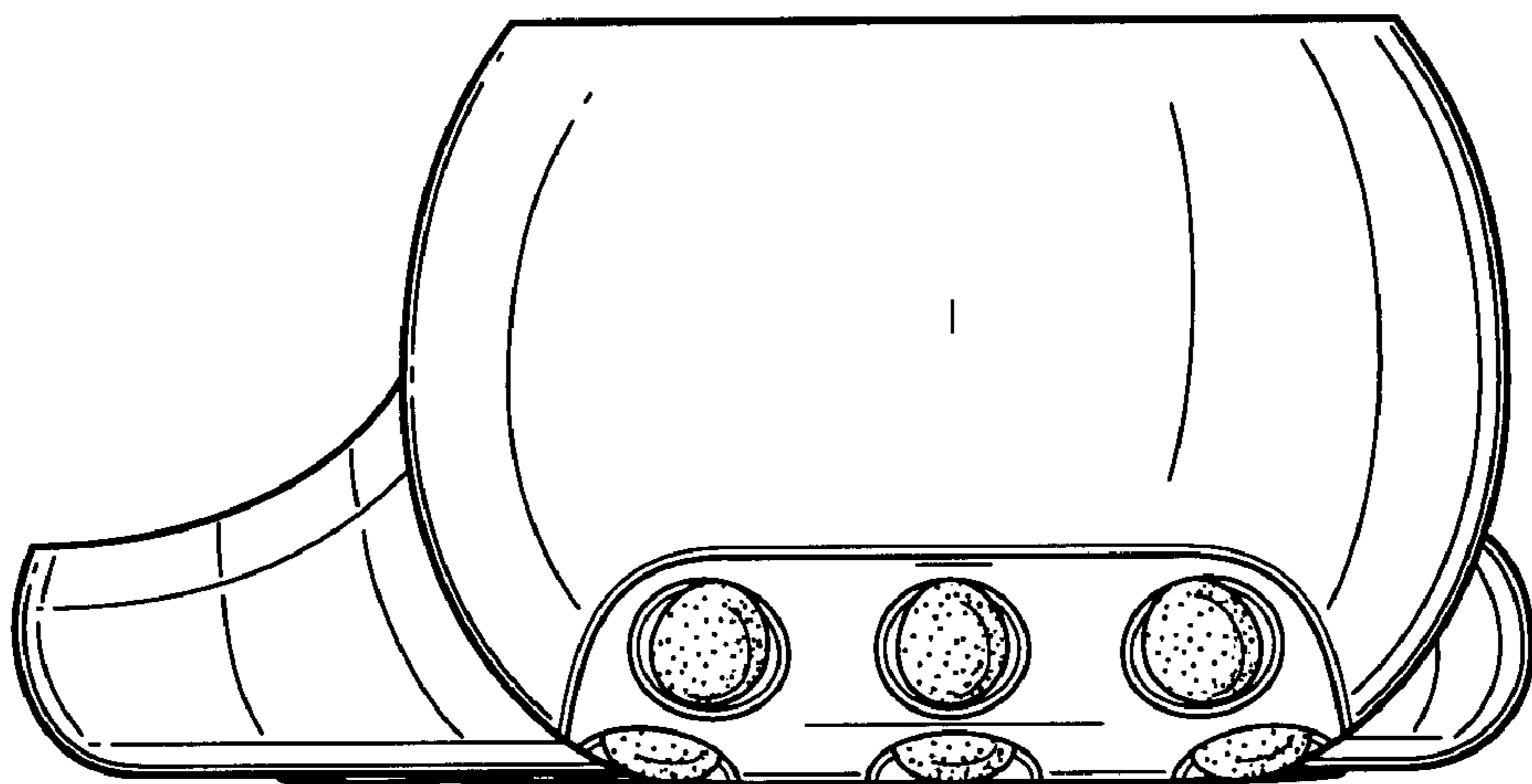


FIG. 3



FIG. 4



FIG. 5

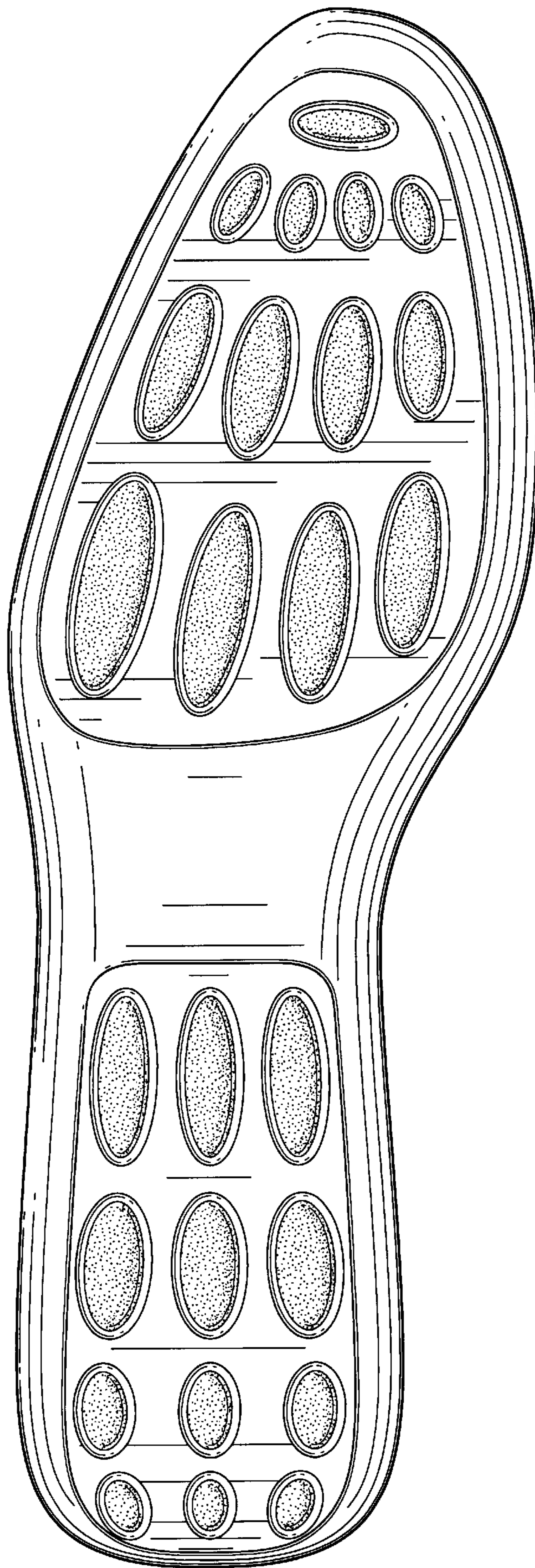


FIG. 6