



US00D461946S

(12) **United States Design Patent**  
**Burt**

(10) **Patent No.:** **US D461,946 S**

(45) **Date of Patent:** **\*\* Aug. 27, 2002**

(54) **SOLE FOR FOOTWEAR**

(75) Inventor: **Igor Burt**, La Jolla, CA (US)

(73) Assignee: **Salomon S.A.**, Metz-Tessy (FR)

(\*\*) Term: **14 Years**

(21) Appl. No.: **29/141,307**

(22) Filed: **May 4, 2001**

(51) **LOC (7) Cl.** ..... **02-04**

(52) **U.S. Cl.** ..... **D2/951; D2/953; D2/956;**  
D2/957; D2/960

(58) **Field of Search** ..... D2/902, 904, 908,  
D2/909, 911, 914, 916, 920, 946-948, 951-962,  
967, 972, 977; 36/114-116, 117.1, 117.2,  
117.3, 117.4, 12, 122-136, 14, 15, 25 R,  
28, 30 R, 31, 32 R, 36 R, 3 B, 42-45,  
50.1, 59 C, 59 R, 61, 62, 67 A, 67 B, 67 D,  
67 R, 7.1 R, 7.3-7.7, 72 R, 74, 77 R, 89,  
91, 127, 134

(56) **References Cited**

**U.S. PATENT DOCUMENTS**

D229,456 S	*	12/1973	Plampton et al.	
D287,663 S	*	1/1987	Yung-Mao	D2/959
D294,425 S	*	3/1988	Le	D2/959
4,747,220 A	*	5/1988	Autry et al.	36/59 R
D303,730 S	*	10/1989	Autry et al.	D2/954
D339,465 S	*	9/1993	Teague	D2/953
D410,966 S	*	6/1999	Cretinon	D2/960
D414,023 S	*	9/1999	Cretinon et al.	D2/957

D414,594 S	*	10/1999	Parisotto	D2/959
D423,201 S	*	4/2000	Wilson	D2/957
D423,764 S	*	5/2000	Akhidime	D2/959
D429,551 S	*	8/2000	Wilson	D2/952
D433,791 S	*	11/2000	Laberge	D2/957
D434,550 S	*	12/2000	LaBerge	D2/957
D447,854 S	*	9/2001	Rogers	D2/957
D447,856 S	*	9/2001	Rake	D2/959
D448,147 S	*	9/2001	Zimmer et al.	D2/953
D450,914 S	*	11/2001	Wilson	D2/959

\* cited by examiner

*Primary Examiner*—Celia Murphy

(74) *Attorney, Agent, or Firm*—Greenblum & Bernstein, P.L.C.

(57) **CLAIM**

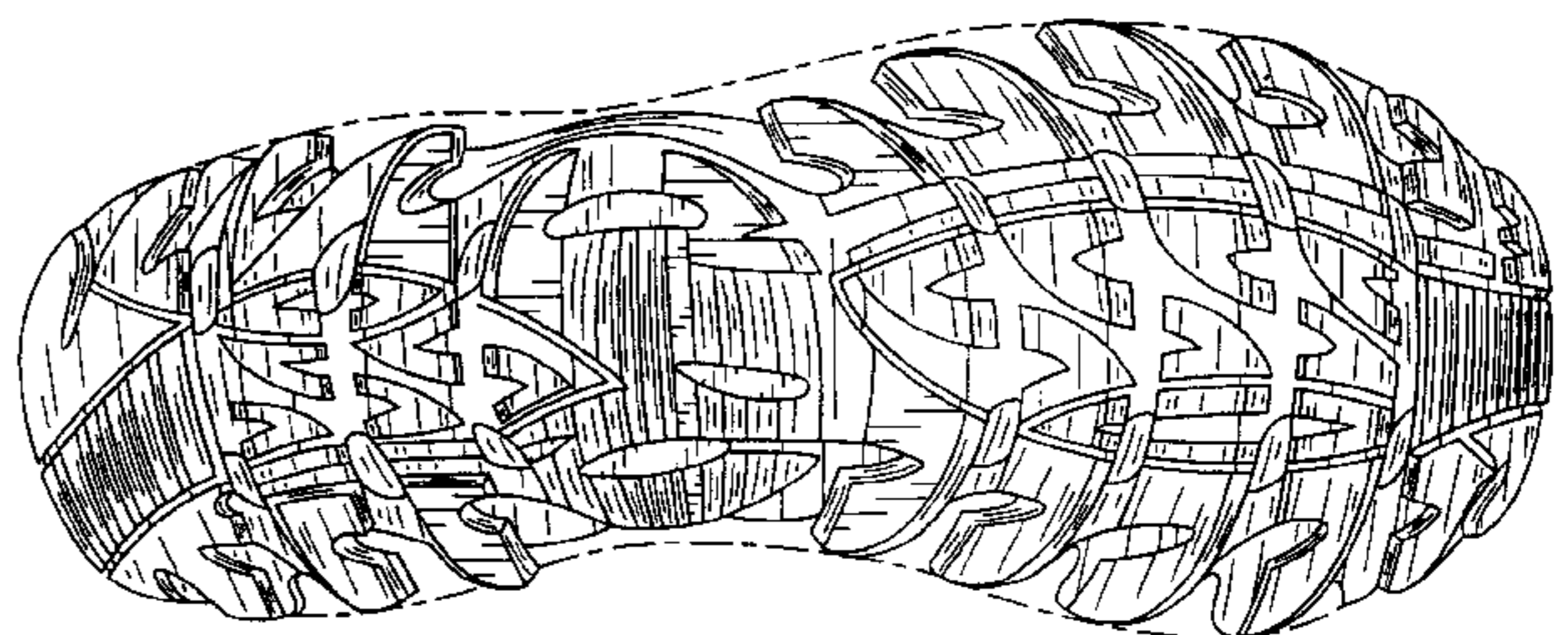
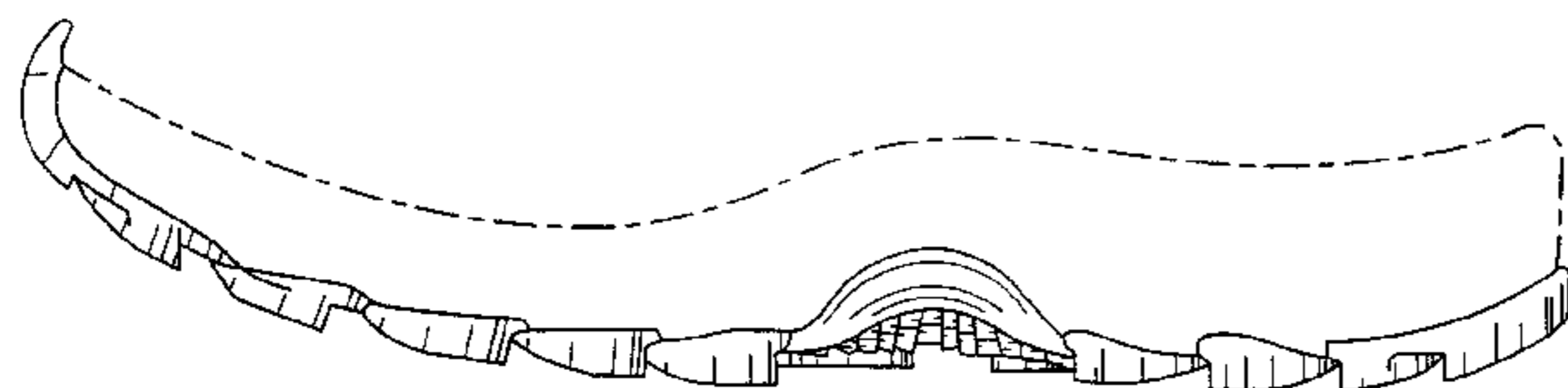
I claim the ornamental design for a sole for footwear, as shown and described.

**DESCRIPTION**

FIG. 1 is a perspective view, from the front and right side, of a sole for footwear, showing my new design;  
FIG. 2 is a right side view thereof;  
FIG. 3 is a left side view thereof;  
FIG. 4 is a bottom view thereof;  
FIG. 5 is a front end view thereof; and,  
FIG. 6 is a rear end view thereof.

The broken line showing of an upper part of the sole in the figures is for illustrative purposes only and forms no part of the claimed design.

**1 Claim, 3 Drawing Sheets**






FIG. 1

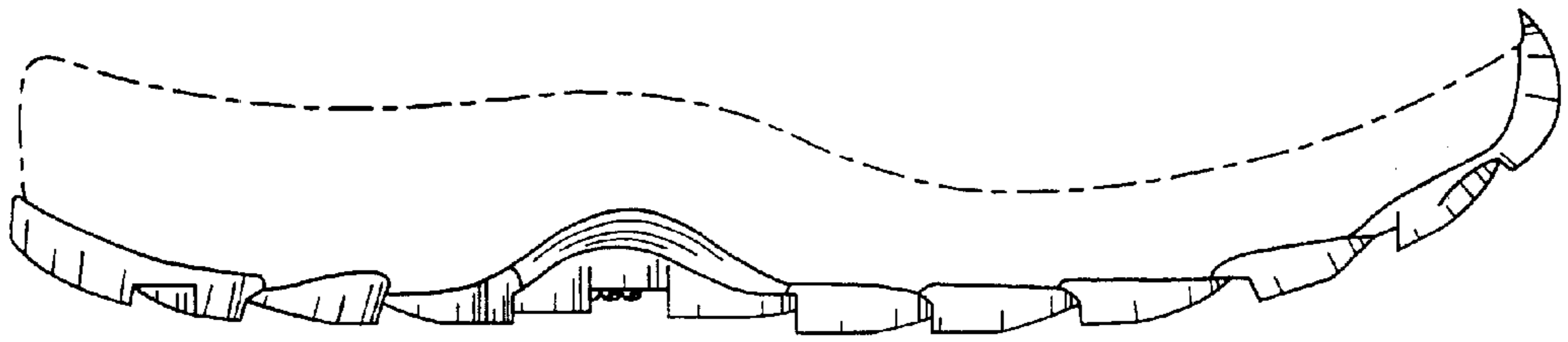


FIG. 2

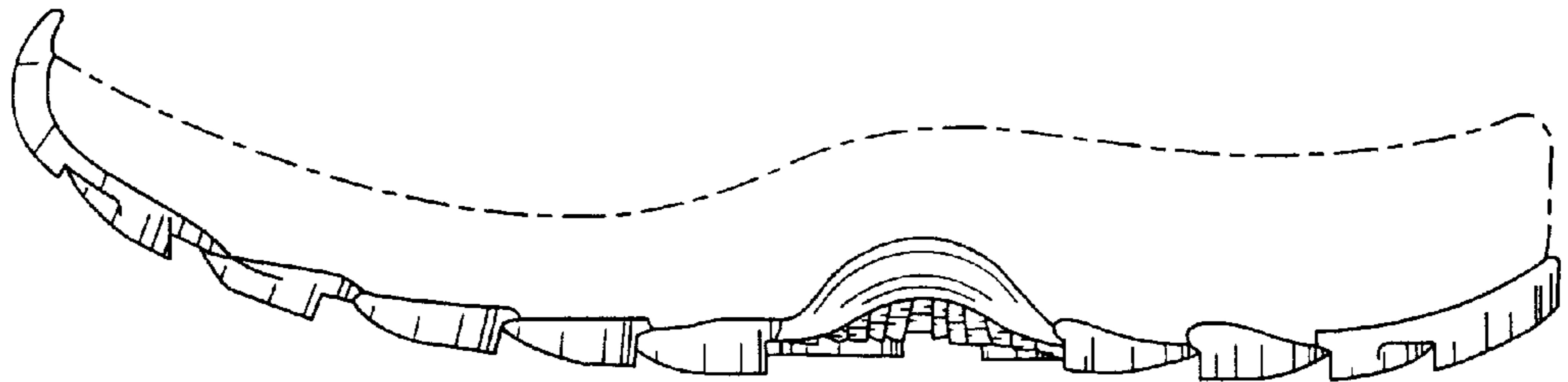


FIG. 3

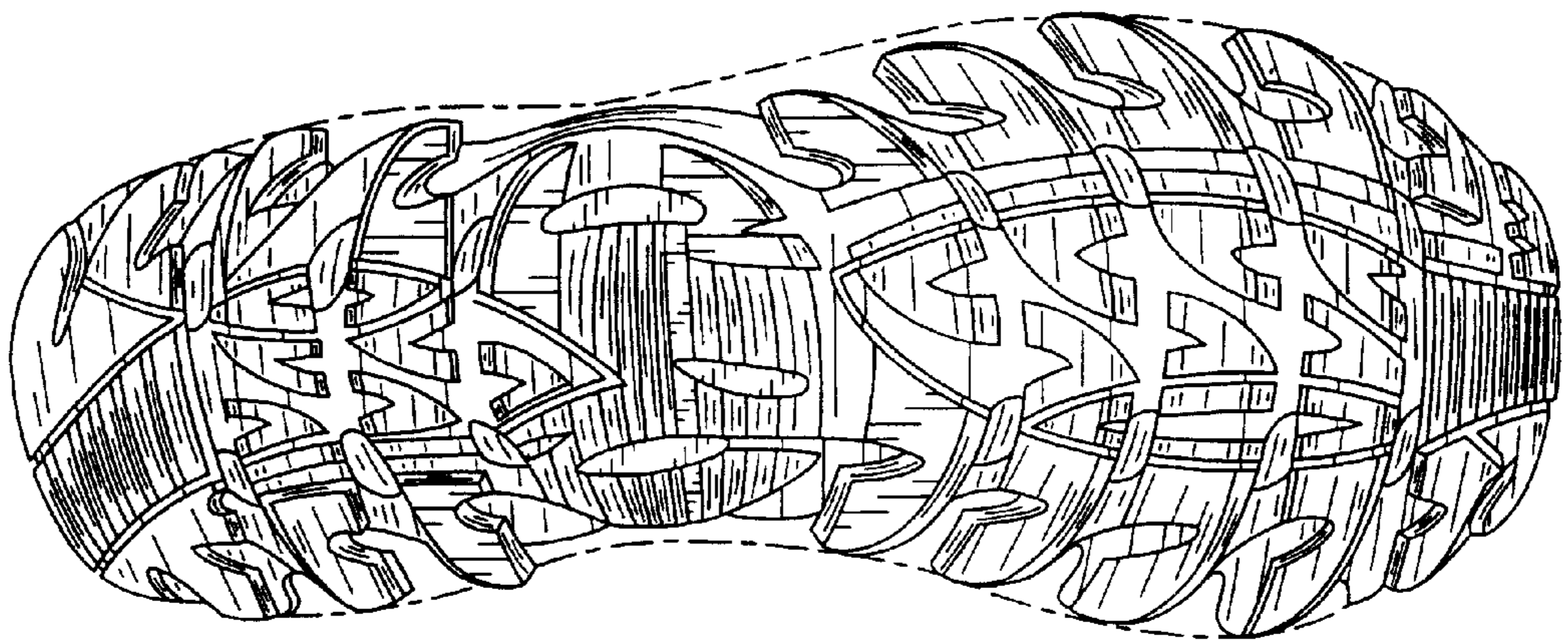


FIG. 4

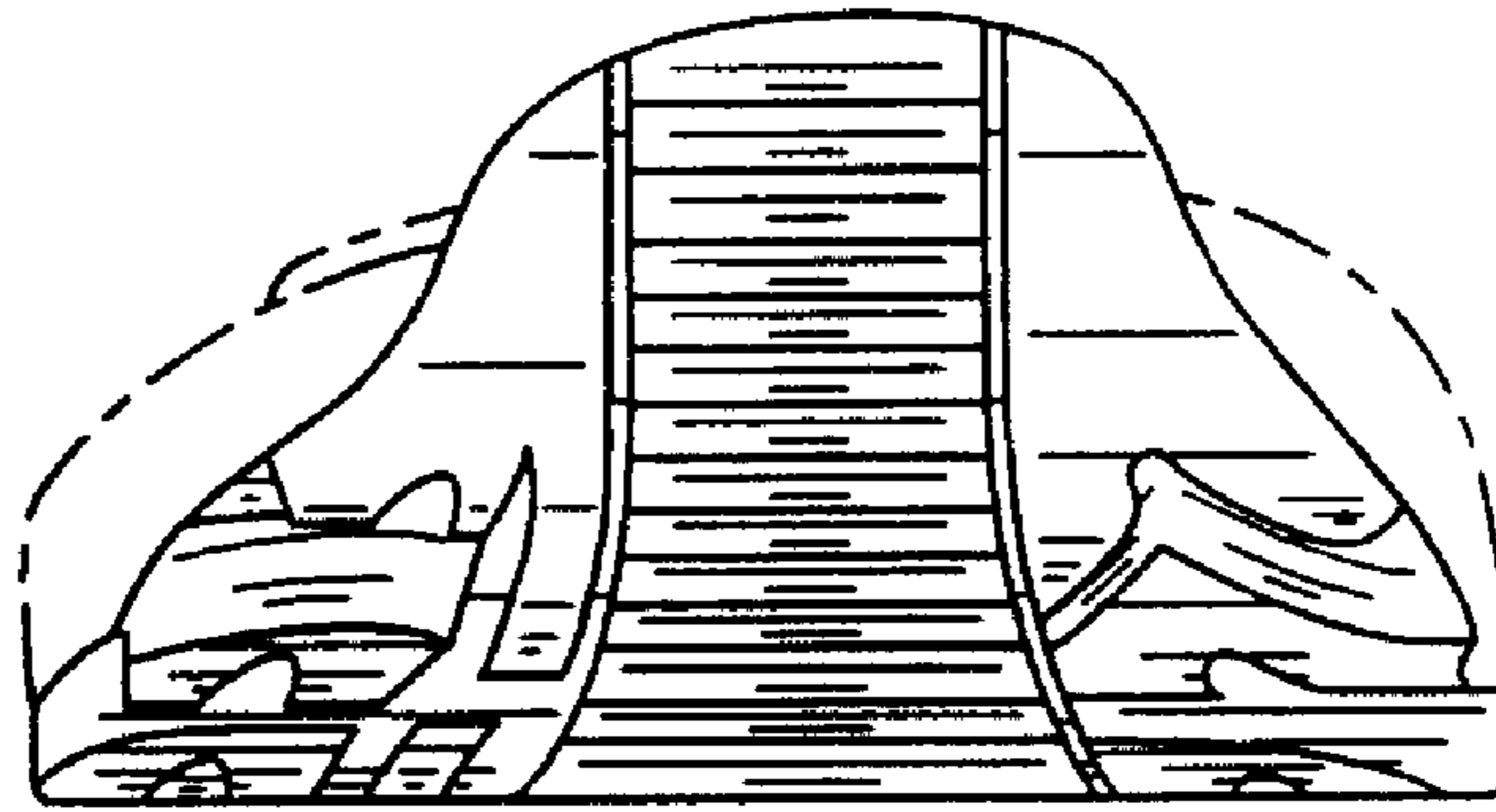


FIG. 5

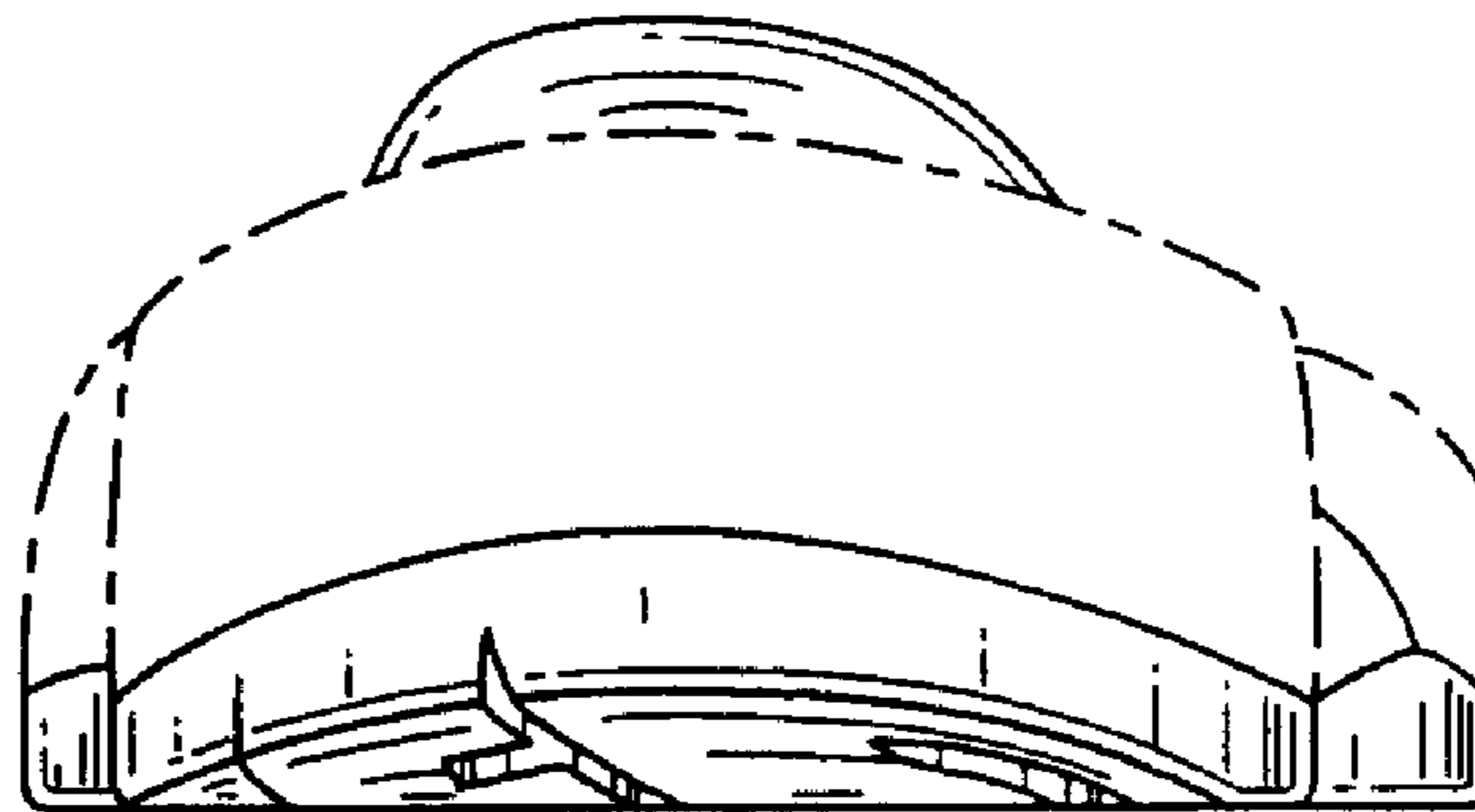


FIG. 6