



US00D461944S

(12) **United States Design Patent**
Williams, Jr.

(10) **Patent No.:** **US D461,944 S**

(45) **Date of Patent:** **** Aug. 27, 2002**

(54) **BELL CUFF FOR CLOTHING**

(76) **Inventor:** **Leroy Williams, Jr., 2503 Hord Ave.,
St. Louis, MO (US) 63136**

(**) **Term:** **14 Years**

(21) **Appl. No.:** **29/147,982**

(22) **Filed:** **Sep. 10, 2001**

(51) **LOC (7) Cl.** **02-01**

(52) **U.S. Cl.** **D2/858**

(58) **Field of Search** D2/700, 742, 858;
2/46, 60, 70, 83, 123, 232, 269, 858

(56) **References Cited**

U.S. PATENT DOCUMENTS

| | | | | | |
|-----------|---|---|---------|------------------|---------|
| 2,430,406 | A | * | 11/1947 | Nahas et al. | 2/83 |
| 2,705,326 | A | * | 4/1955 | Lahnstein et al. | 2/83 |
| 4,017,910 | A | * | 4/1977 | Bente | 2/232 |
| D255,168 | S | * | 6/1980 | Taylor | D2/742 |
| D273,434 | S | | 4/1984 | Galbreath | |
| 4,601,066 | A | * | 7/1986 | Campbell | 2/70 |
| D293,617 | S | | 1/1988 | Barrett | |
| 5,125,117 | A | * | 6/1992 | Buenos et al. | 2/123 X |
| D425,687 | S | | 5/2000 | Gonzalez | |

* cited by examiner

Primary Examiner—Louis S. Zarfaz

Assistant Examiner—Monica A. Weingart

(74) *Attorney, Agent, or Firm*—Polster, Lieder, Woodruff & Lucchesi, L.C.

(57) **CLAIM**

The ornamental design for a bell cuff for clothing, as shown and described.

DESCRIPTION

FIG. 1 is a perspective view of the bell cuff for clothing of the present invention;

FIG. 2 is a front elevational view of the embodiment of FIG. 1;

FIG. 3 is a rear elevational view of the embodiment of FIG. 1;



FIG. 4 is a left side elevational view of the embodiment of FIG. 1; and,

FIG. 5 is a right side elevational view of the embodiment of FIG. 1.

The broken line showing of a shoe, in FIGS. 1–5, is for illustrative purposes only and forms no part of the claimed design.

The bell cuff of the present invention has a stylish cutout configuration both at the front and the back with small cutouts at each side.

1 Claim, 1 Drawing Sheet



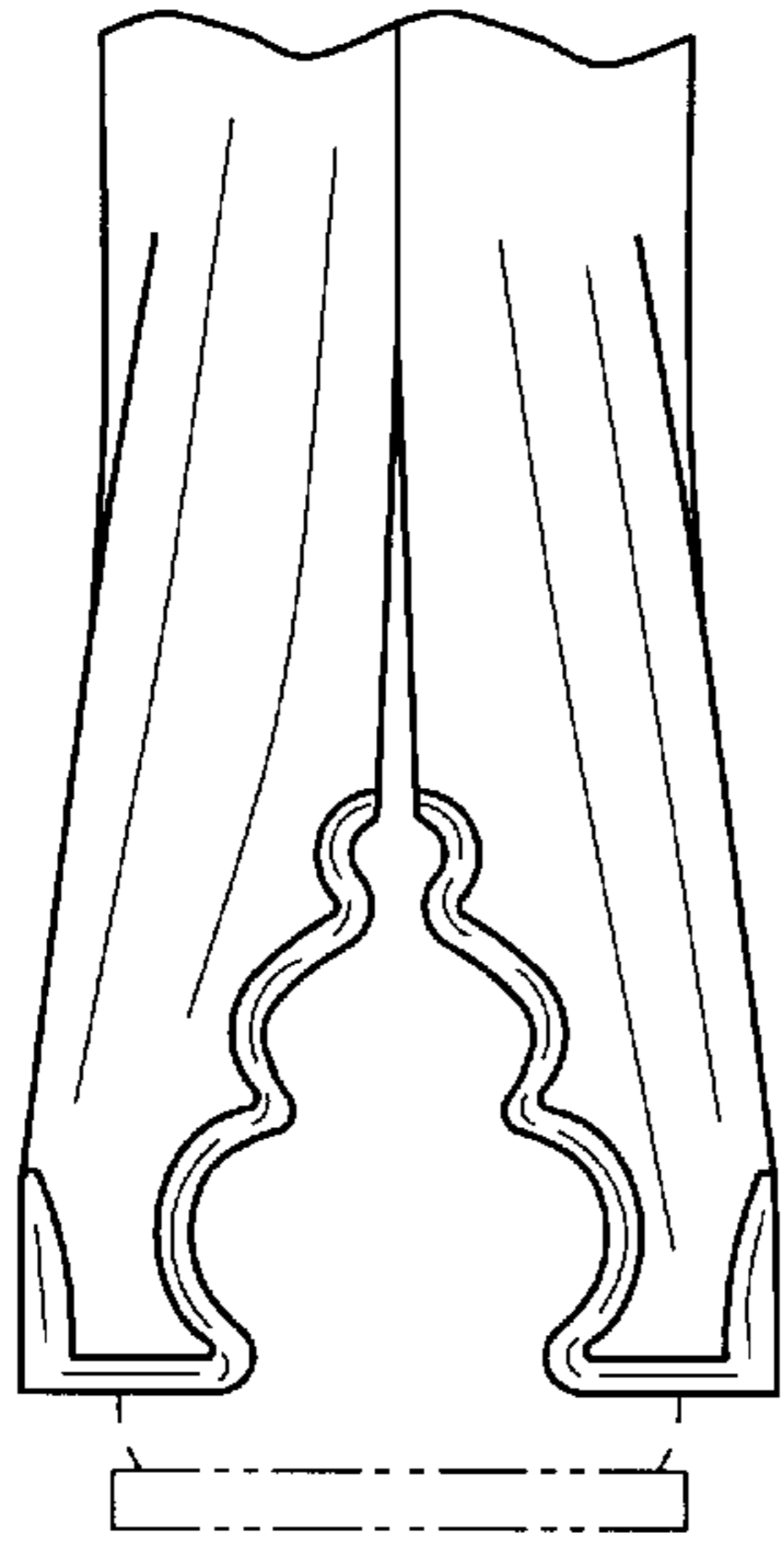


FIG. 2




FIG. 1




FIG. 5




FIG. 4




FIG. 3