



US00D461939S

(12) **United States Design Patent**
Skalka

(10) **Patent No.:** **US D461,939 S**

(45) **Date of Patent:** **** Aug. 20, 2002**

(54) **TRASH CAN RECEPTACLE**
(75) Inventor: **Gerald P. Skalka**, Potomac, MD (US)
(73) Assignee: **Victor Stanley, Inc.**, Dunkirk, MD (US)
(**) Term: **14 Years**

D421,824 S	*	3/2000	Hornyak	D34/1
D423,166 S	*	4/2000	Hornyak	D34/1
D424,769 S	*	5/2000	Hornyak	D34/1
D441,932 S	*	5/2001	Skalka	D34/1
D445,982 S	*	7/2001	Skalka	D34/5
D447,305 S	*	8/2001	Hughes	D34/1
D448,905 S	*	10/2001	Skalka	D34/1
D450,166 S	*	11/2001	Skalka	D34/1
D452,760 S	*	1/2002	Skalka	D34/1

(21) Appl. No.: **29/145,927**
(22) Filed: **Aug. 2, 2001**

* cited by examiner

Primary Examiner—Cynthia E. Ramirez
(74) *Attorney, Agent, or Firm*—Jacobson Holman, PLLC

Related U.S. Application Data

(62) Division of application No. 29/112,653, filed on Oct. 22, 1999, now Pat. No. Des. 448,905.
(51) **LOC (7) Cl.** **09-09**
(52) **U.S. Cl.** **D34/1**
(58) **Field of Search** D34/1, 5, 6, 7, D34/8, 9, 10, 11; 220/908, 909, 910, 911

(57) **CLAIM**

An ornamental design for a trash can receptacle, as shown and described.

(56) **References Cited**

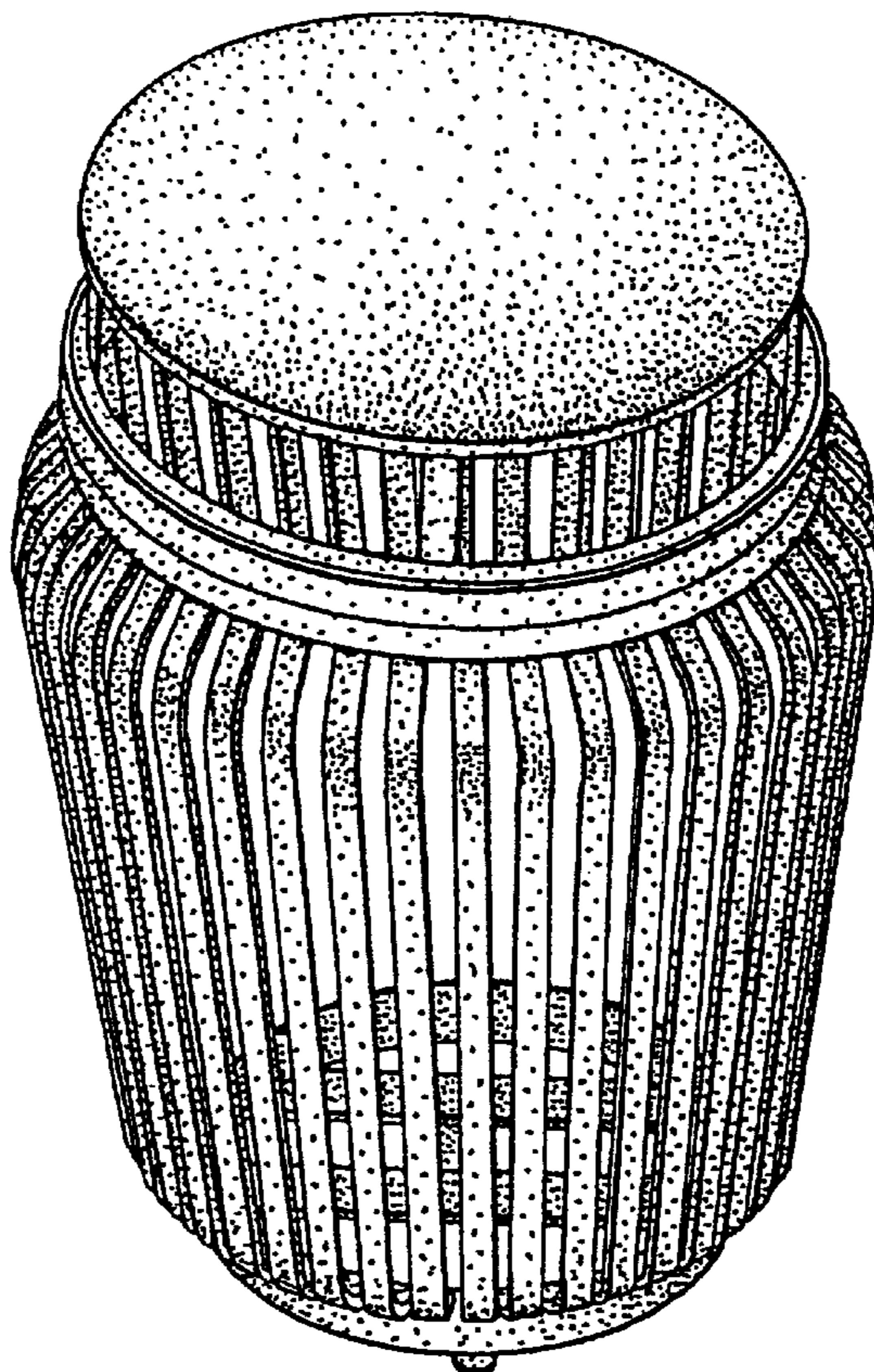
U.S. PATENT DOCUMENTS

D304,253 S	10/1989	Skalka
D304,632 S	11/1989	Skalka
D314,461 S	2/1991	Skalka
D353,250 S	12/1994	Skalka
D417,053 S	11/1999	Skalka

DESCRIPTION

FIG. 1 is a top perspective view of a trash can receptacle showing my new design;
FIG. 2 is a left side elevational view of the trash can receptacle of FIG. 1, the right side elevational view being a mirror image thereof;
FIG. 3 is a top plan view of the trash can receptacle of FIG. 1; and,
FIG. 4 is a bottom plan view of the trash can receptacle of FIG. 1.

1 Claim, 2 Drawing Sheets



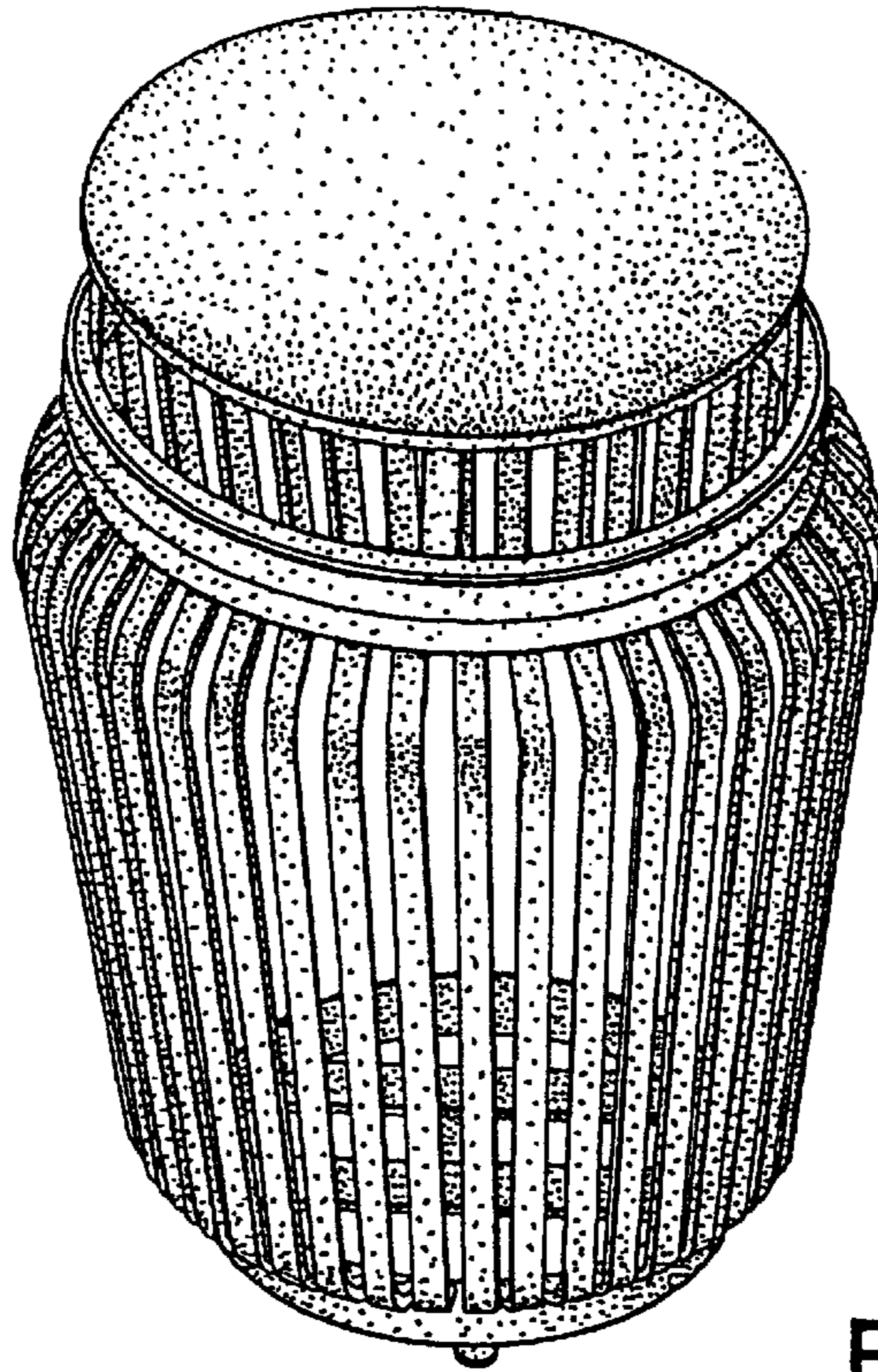


FIG. 1

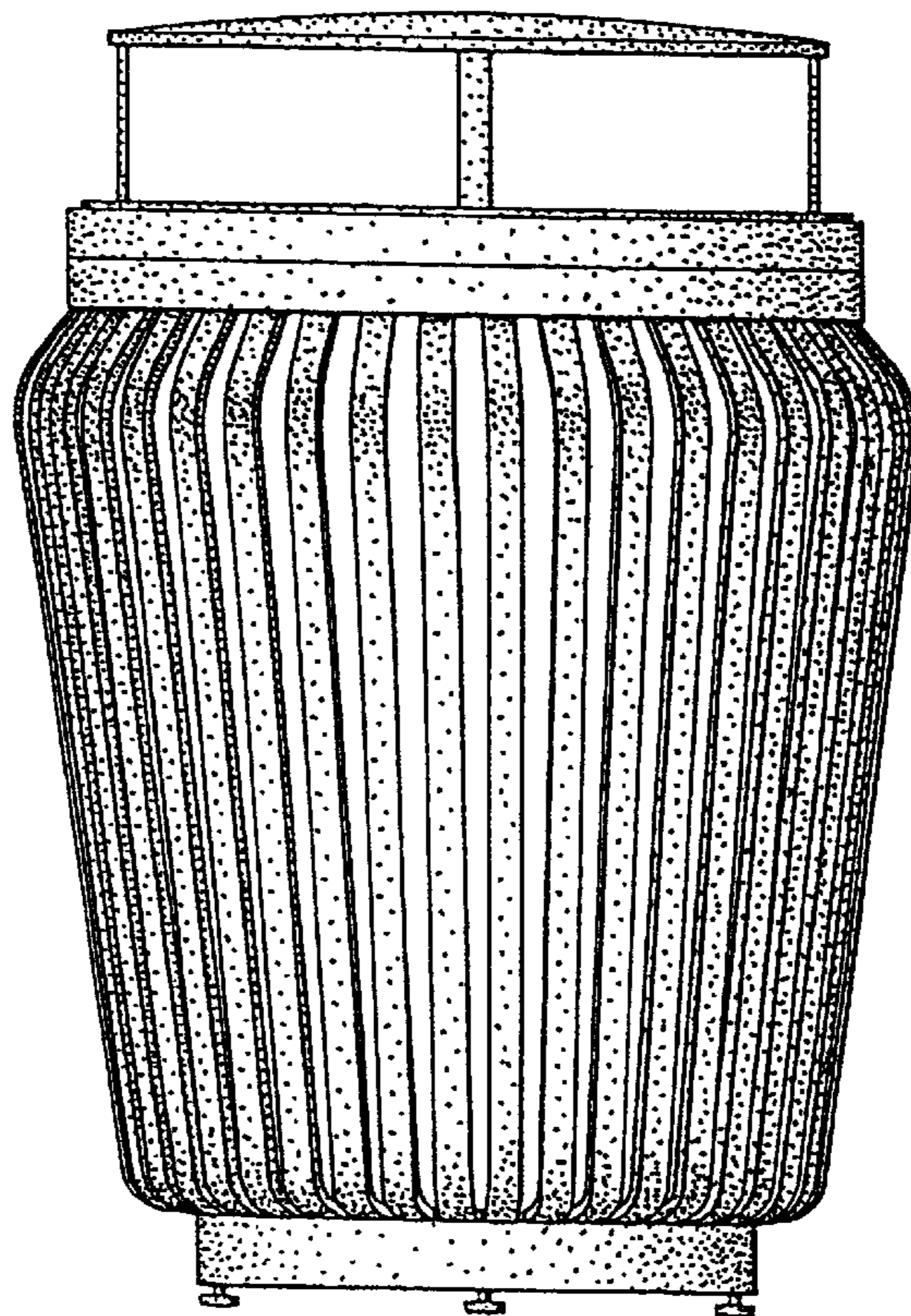


FIG. 2

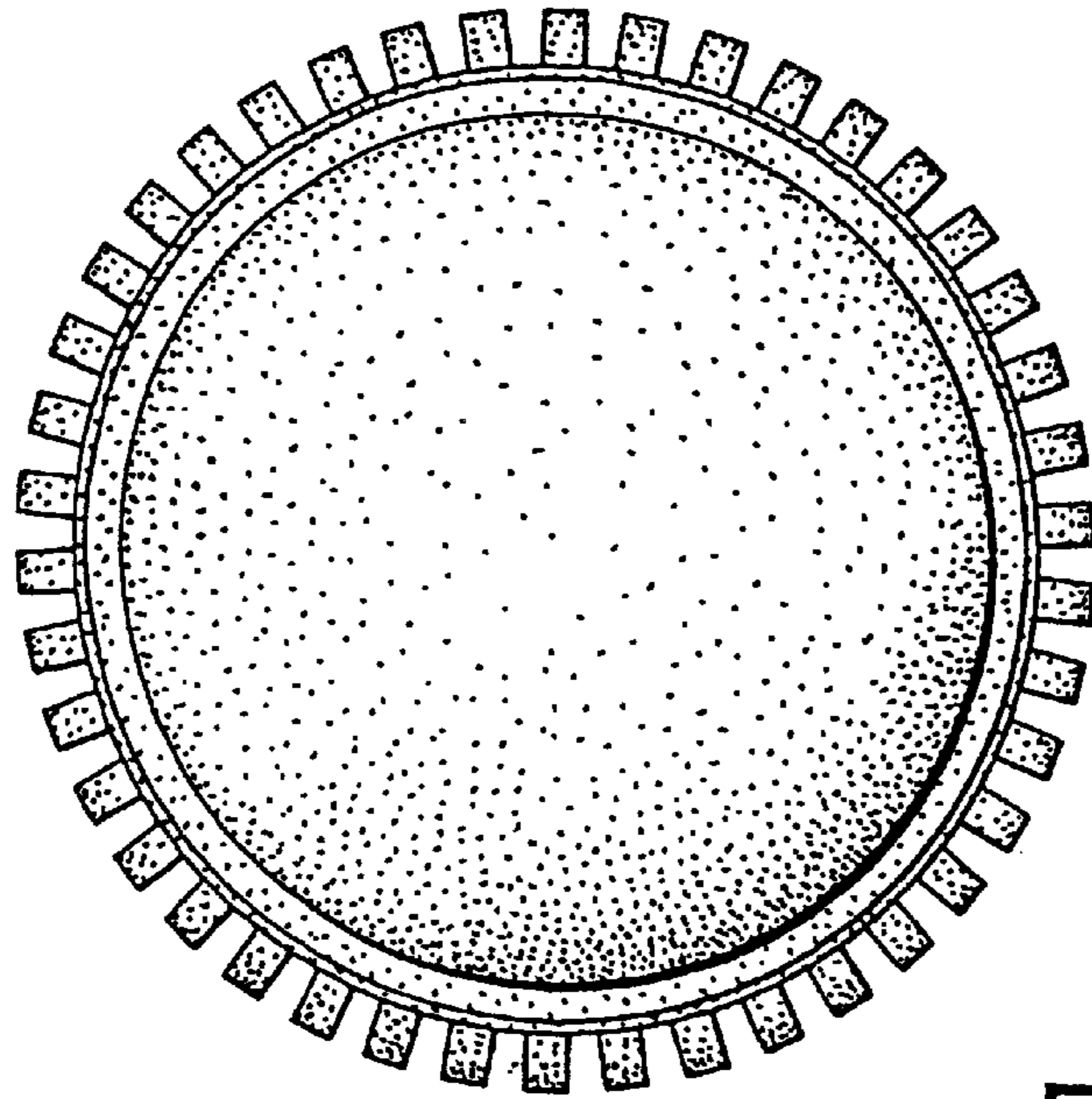


FIG. 3

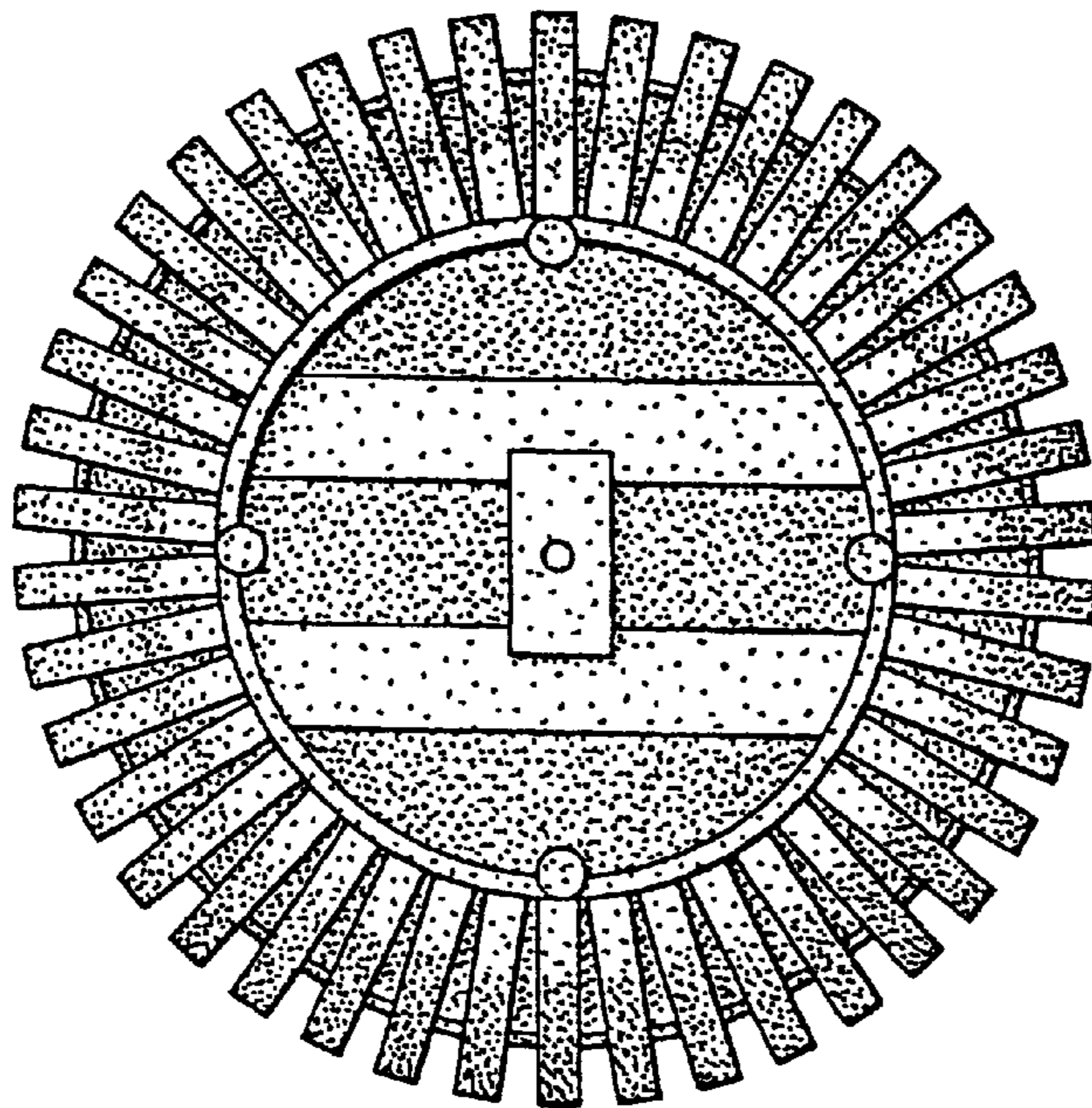


FIG. 4