



US00D461928S

(12) **United States Design Patent**
De'Armond

(10) **Patent No.:** **US D461,928 S**

(45) **Date of Patent:** **** Aug. 20, 2002**

(54) **LIGHTING FIXTURE BACKPLATE**

(75) Inventor: **Robert De'Armond**, Temecula, CA
(US)

(73) Assignee: **Minka Lighting, Inc.**, Corona, CA
(US)

(**) Term: **14 Years**

(21) Appl. No.: **29/148,119**

(22) Filed: **Sep. 12, 2001**

(51) **LOC (7) Cl.** **26-99**

(52) **U.S. Cl.** **D26/142**

(58) **Field of Search** D6/309, 300; D26/138,
D26/142-148, 152, 72-74, 80-82; D8/352;
362/404, 457, 147, 382

(56) **References Cited**

PUBLICATIONS

Item BA, Taiwan Lighting, Aug. 1997, p. 322.*

U.S. patent application Ser. No. 29/148,118, De'Armond,
filed Sep. 12, 2001.

U.S. patent application Ser. No. 29/148,114, De'Armond,
filed Sep. 12, 2001.

Minka Lighting, Inc.; The Great Outdoors by Minka-Lavery
Two Thousand One; Jun. 18, 2001; pp. 24-26; Minka
Lighting, Inc.; U.S.A.

* cited by examiner

Primary Examiner—Jennifer Rivard

(74) *Attorney, Agent, or Firm*—Jenkins & Gilchrist, P.C.

(57) **CLAIM**

The ornamental design for the lighting fixture backplate, as
shown and described.

DESCRIPTION

FIG. 1 is a side elevation view of the lighting fixture
backplate in accordance with my design, illustrating a pos-
sible environment for the backplate;

FIG. 2 is a left side elevation view of the lighting fixture
backplate in accordance with my design;

FIG. 3 is a top plan view of the lighting fixture backplate in
accordance with my design;

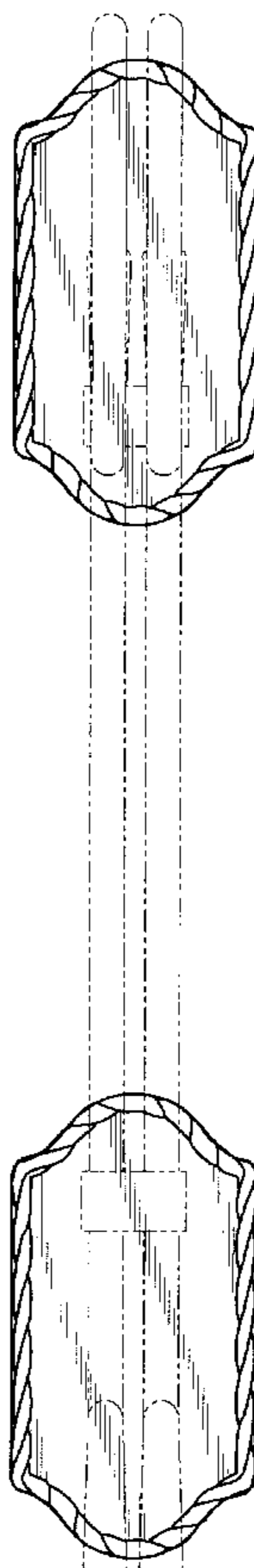
FIG. 4 is a front elevation view of the lighting fixture
backplate in accordance with my design;

FIG. 5 is a bottom plan view of the lighting fixture backplate
in accordance with my design; and,

FIG. 6 is a right side elevation view of the lighting fixture
backplate in accordance with my design.

The broken lines showing environmental structure are for
illustrative purposes only and form no part of the claimed
design. The rear elevation view is unornamented and follows
the contours of FIGS. 2, 3, 4, 5 and 6 and is not part of the
claimed design.

1 Claim, 2 Drawing Sheets



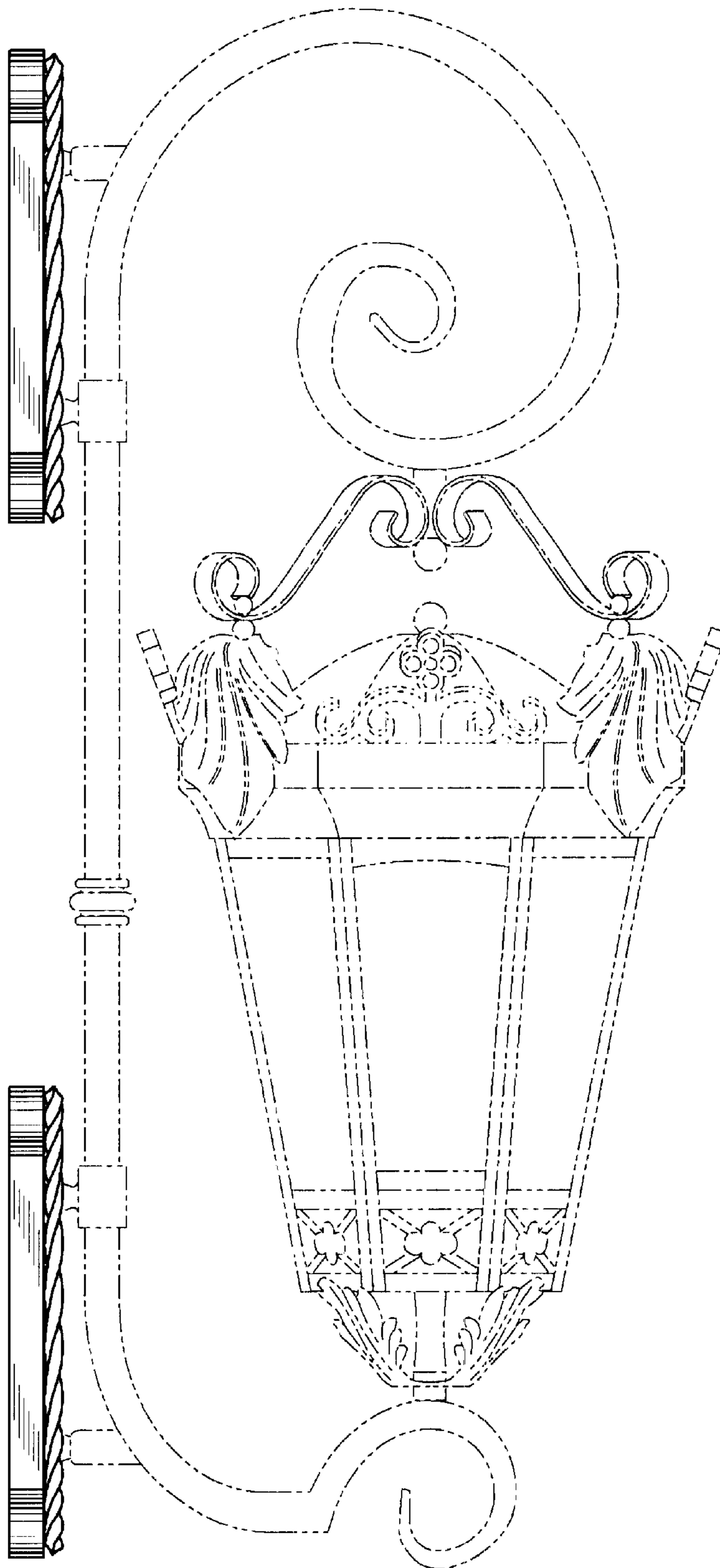


Fig. 1

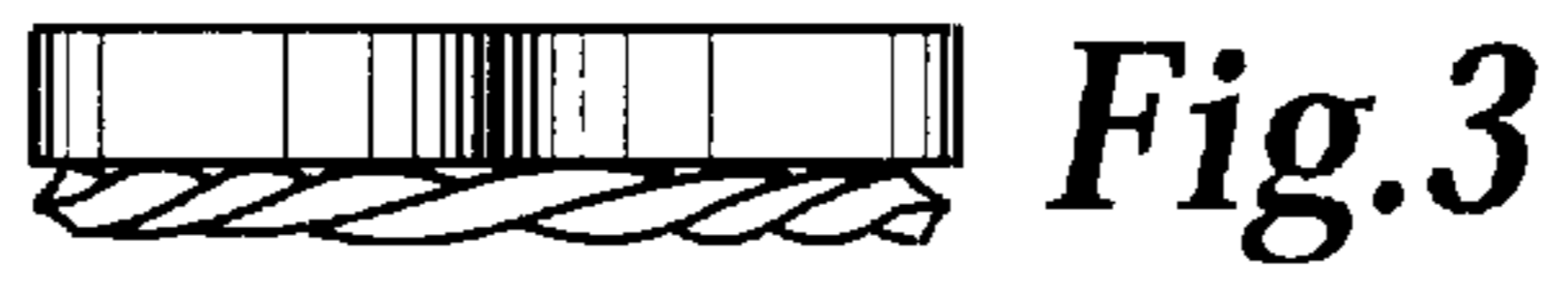


Fig.2




Fig.4



Fig.6

