



US00D461917S

(12) **United States Design Patent**
Horvath

(10) **Patent No.:** **US D461,917 S**

(45) **Date of Patent:** **** Aug. 20, 2002**

(54) **CAST MASONRY CANDLE HOLDER**

(76) Inventor: **David G. Horvath**, 2163 Saucon Ave.,
Bethlehem, PA (US) 18015

(**) Term: **14 Years**

(21) Appl. No.: **29/135,343**

(22) Filed: **Jan. 10, 2001**

(51) **LOC (7) Cl.** **26-01**

(52) **U.S. Cl.** **D26/16**

(58) **Field of Search** D26/6, 7, 9, 11,
D26/16; 431/288, 291, 125; D23/409

(56) **References Cited**

U.S. PATENT DOCUMENTS

D60,245 S	*	1/1922	Humphrey	D23/409
D71,098 S	*	9/1926	Banner et al.	D23/409
2,310,019 A		2/1943	Hamblet		
2,508,959 A		5/1950	Marino		
D170,045 S		7/1953	Borowitz	D48/20
3,730,674 A		5/1973	Gross	431/288
4,076,490 A	*	2/1978	Hilker	431/125
5,067,476 A		11/1991	Rhodes	126/540

5,655,513 A 8/1997 Whitfield 126/512

5,867,938 A 2/1999 DiLernia 47/65.5

D412,368 S 7/1999 Gazzola et al. D26/7

D426,297 S 6/2000 Phippen D23/409

D429,350 S 8/2000 Tingley D26/7

* cited by examiner

Primary Examiner—Robin V. Taylor

(74) *Attorney, Agent, or Firm*—Charles A. Wilkinson;
Clinton H. Wilkinson

(57) **CLAIM**

I claim the ornamental design for the cast masonry candle holder, as shown and described.

DESCRIPTION

FIG. 1 is an upper perspective view of a cast masonry candle holder showing my new design;
FIG. 2 is a bottom perspective view thereof;
FIG. 3 is a front side view thereof;
FIG. 4 is a rear side view thereof;
FIG. 5 is a left side view thereof; and,
FIG. 6 is right side view thereof.

1 Claim, 3 Drawing Sheets





Fig. 1




Fig. 2




Fig. 3




Fig. 4




Fig. 5



Fig. 6