



US00D461903S

(12) **United States Design Patent**
Garcia

(10) **Patent No.:** **US D461,903 S**

(45) **Date of Patent:** **** Aug. 20, 2002**

(54) **THERAPEUTIC BAND**

5,406,942 A 4/1995 Loo

(76) Inventor: **Andre P. Garcia**, 3105 W. Grace St.,
Tampa, FL (US) 33607

(**) Term: **14 Years**

(21) Appl. No.: **29/151,221**

(22) Filed: **Dec. 6, 2001**

(51) **LOC (7) Cl.** **24-04**

(52) **U.S. Cl.** **D24/206**

(58) **Field of Search** D24/190, 191,
D24/192, 206; 607/96, 108, 109, 110, 111,
112; 602/1, 5, 6, 20-22, 23, 26, 27

(56) **References Cited**

U.S. PATENT DOCUMENTS

4,802,469 A	2/1989	Gollestani	
D324,270 S	*	2/1992	Raya et al. D24/207
D324,733 S	*	3/1992	O'Brien et al. D24/206
D329,498 S	*	9/1992	Pryor D24/206
5,179,942 A	1/1993	Drulias	

OTHER PUBLICATIONS

Disclosure Document Deposit Copy #498276 Aug. 10,
2001, Author: Andre P. Garcia.

* cited by examiner

Primary Examiner—Stella Reid

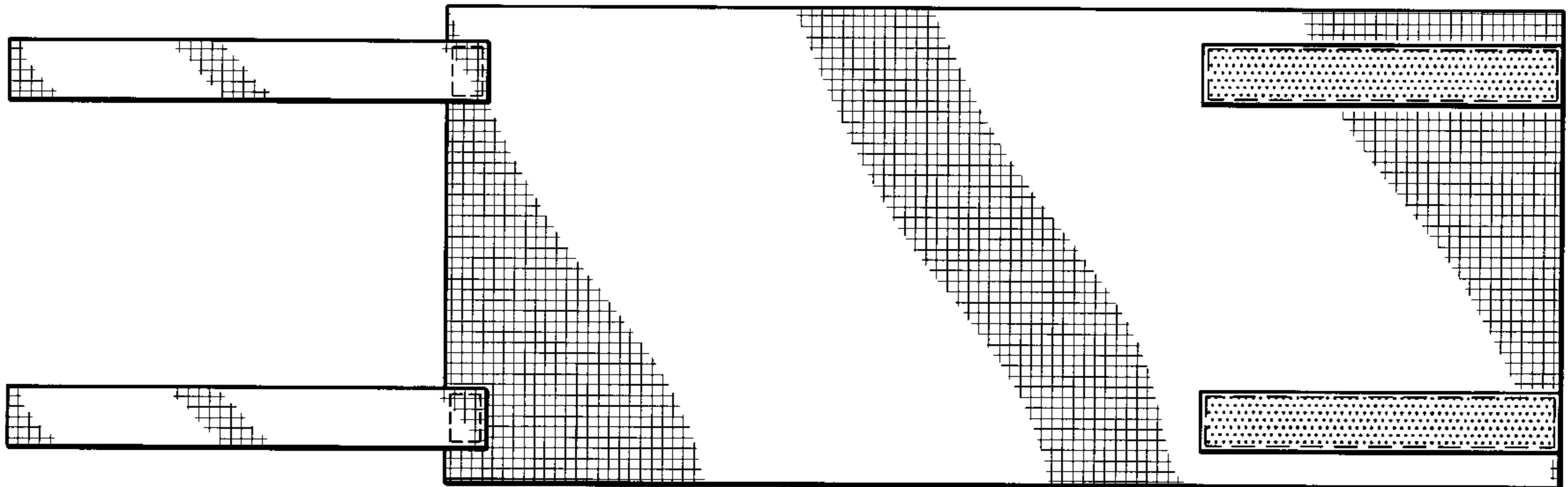
(57) **CLAIM**

The ornamental design for a therapeutic band, as shown and
described.

DESCRIPTION

FIG. 1 is a perspective view as seen from the top, front and
left side, of the claimed design;
FIG. 2 is a front elevation view thereof;
FIG. 3 is a top view thereof;
FIG. 4 is a rear elevation view thereof;
FIG. 5 is a left side elevation view thereof; and,
FIG. 6 is a right side elevation view thereof.

1 Claim, 3 Drawing Sheets



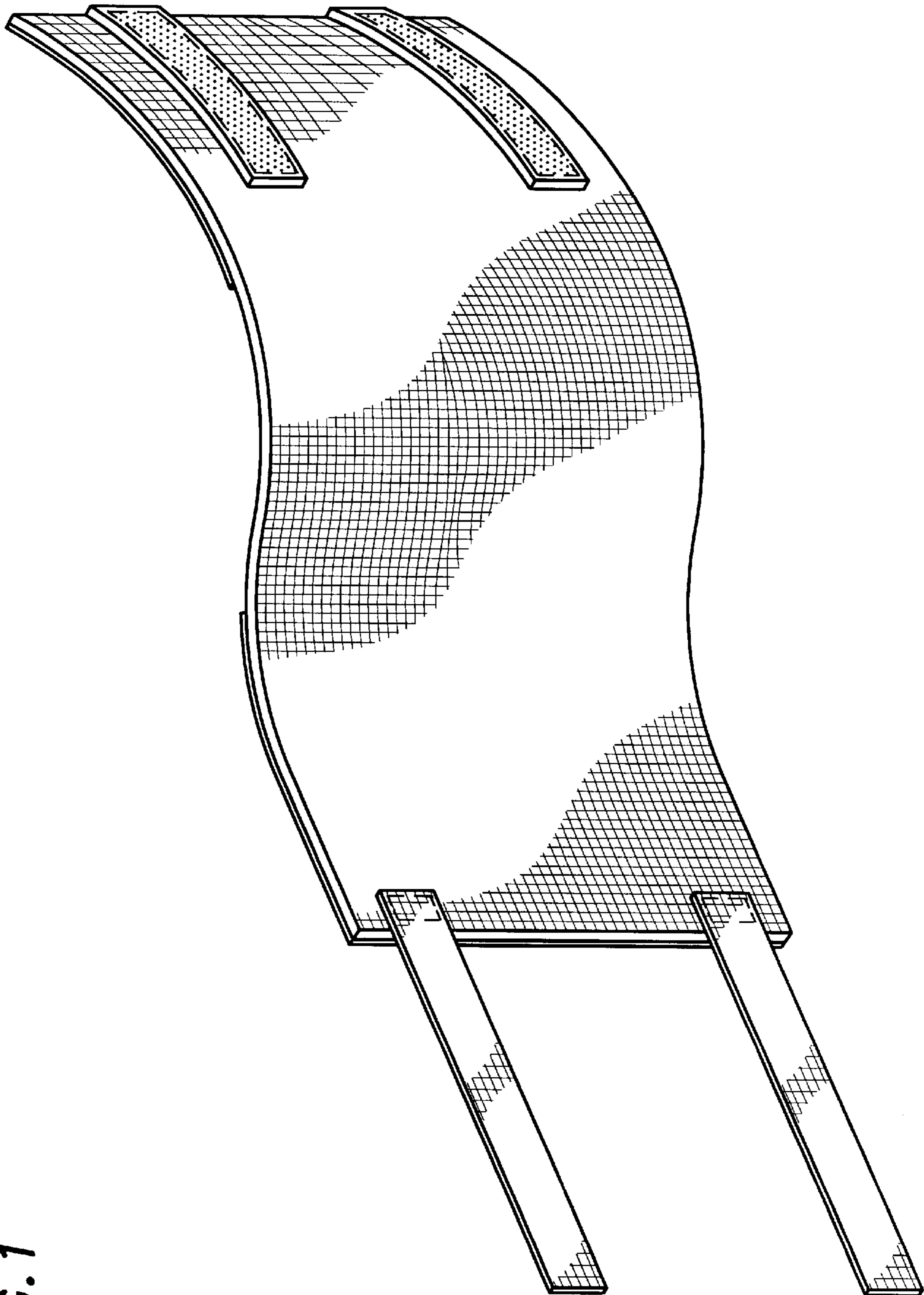


FIG. 1




FIG. 2



FIG. 3

FIG. 4

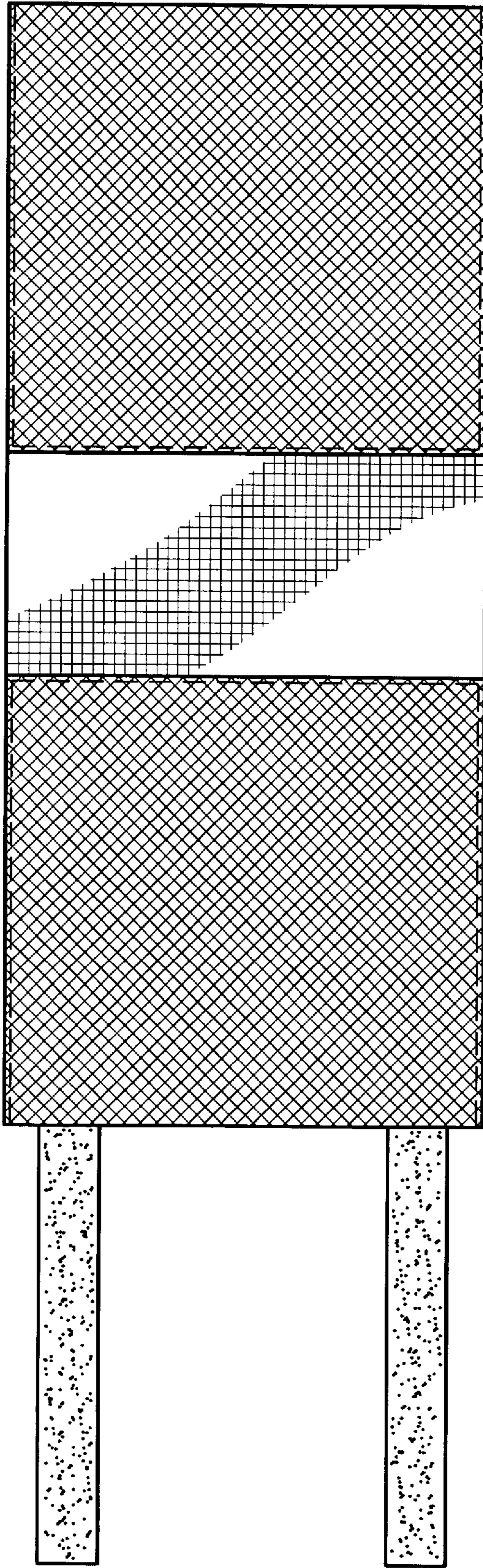


FIG. 5



FIG. 6

