



US00D461889S

(12) **United States Design Patent**
Tang

(10) **Patent No.:** **US D461,889 S**

(45) **Date of Patent:** **** Aug. 20, 2002**

(54) **FAN BLADE**

(76) **Inventor:** **David Tang**, No. 3, Nung 5, Lane 66,
Yang Ming Street, Feng Yuan City,
Taichung Hsien (TW)

(**) **Term:** **14 Years**

(21) **Appl. No.:** **29/153,498**

(22) **Filed:** **Jan. 10, 2002**

(51) **LOC (7) Cl.** **23-04**

(52) **U.S. Cl.** **D23/413**

(58) **Field of Search** D23/413, 377,
D23/379, 385, 411; 416/5

(56) **References Cited**

U.S. PATENT DOCUMENTS

- D433,748 S * 11/2000 Frampton D23/413
- D437,047 S * 1/2001 Frampton D23/413
- D454,193 S * 3/2002 Jones et al. D23/413

* cited by examiner

Primary Examiner—Lisa Lichtenstein
(74) *Attorney, Agent, or Firm*—Charles E. Baxley

(57) **CLAIM**

The ornamental design for a fan blade, as shown and described.

DESCRIPTION

FIG. 1 is a perspective view of a fan blade showing my new design;

FIG. 2 is a front elevational view thereof;

FIG. 3 is a rear elevational view thereof;

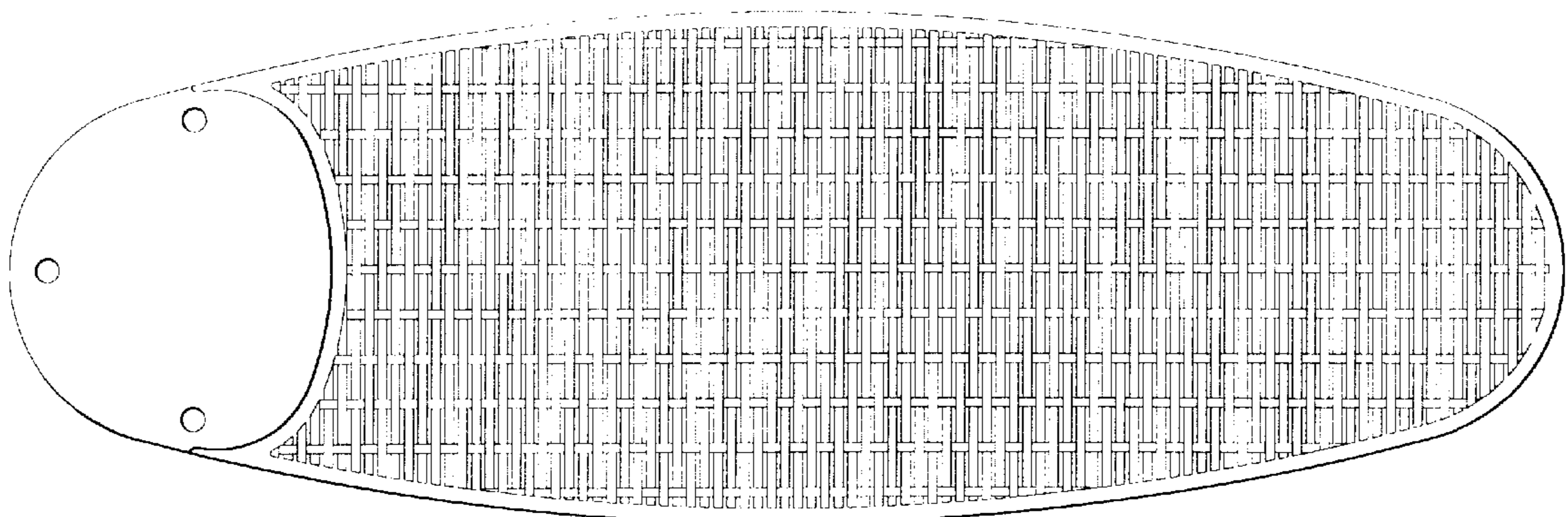
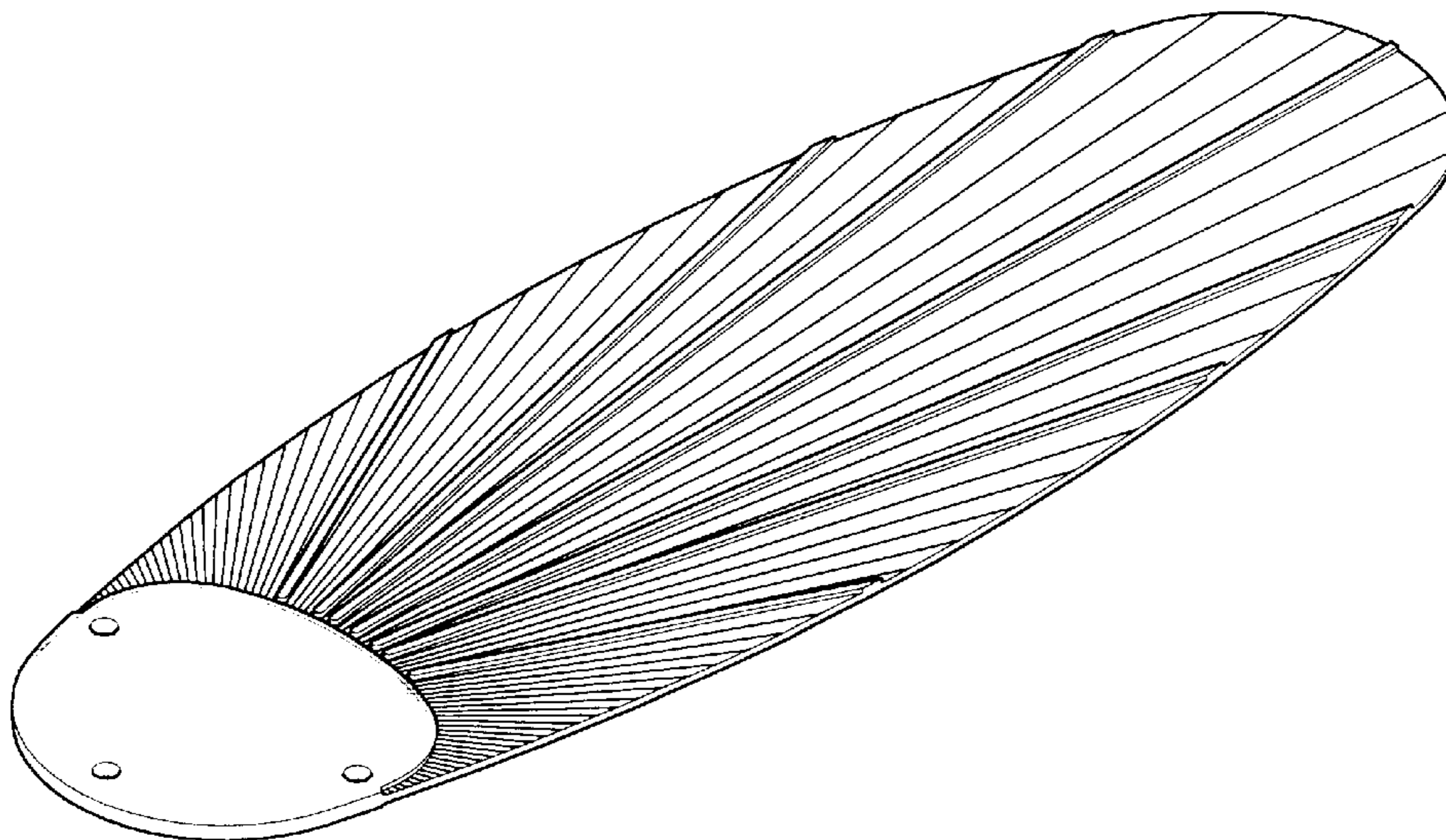
FIG. 4 is a left side elevational view thereof;

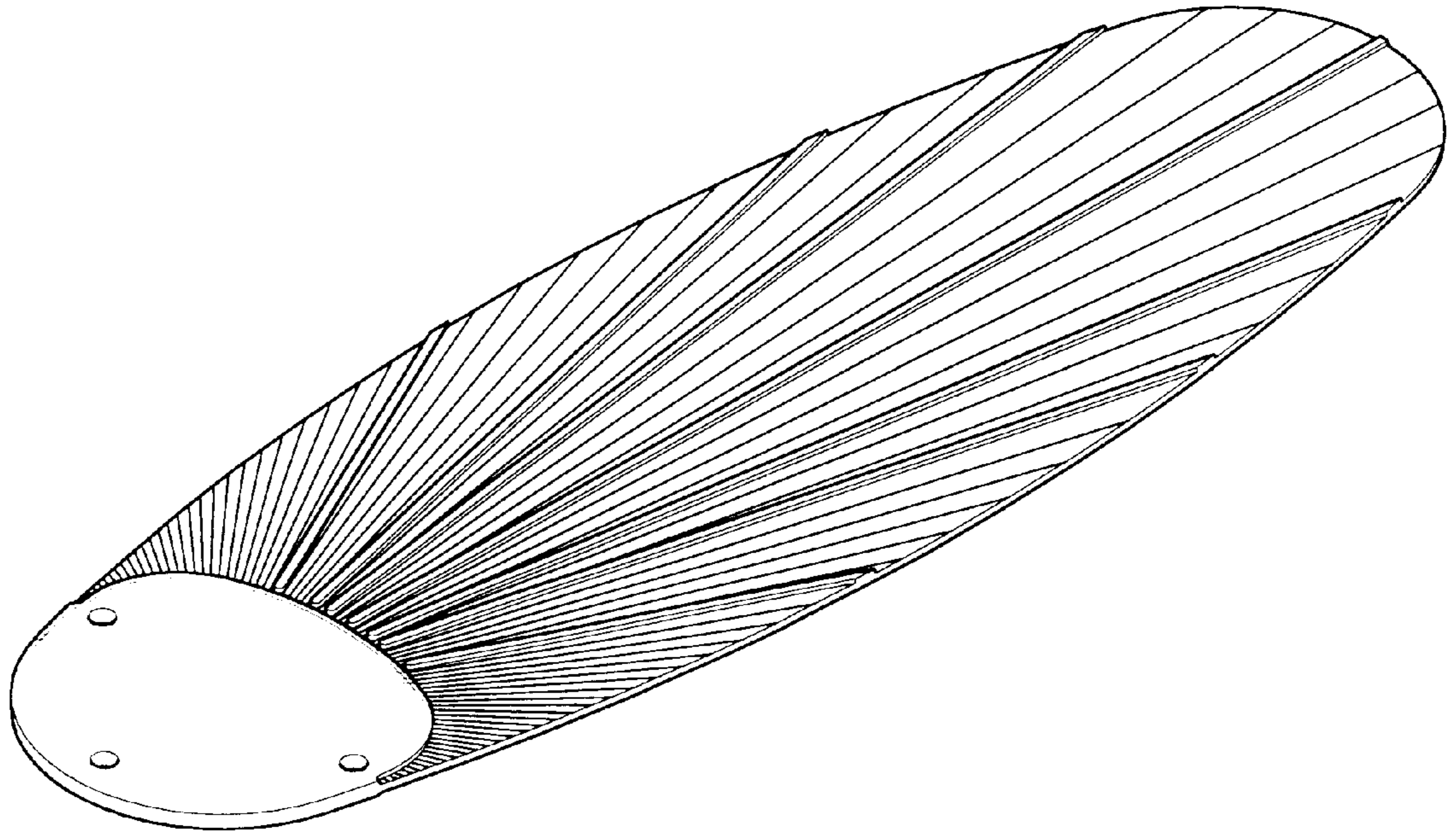
FIG. 5 is a right side elevational view thereof;

FIG. 6 is a top plan view thereof; and,

FIG. 7 is a bottom plan view thereof.

1 Claim, 5 Drawing Sheets





F I G. 1



FIG. 2



FIG. 3




FIG. 4

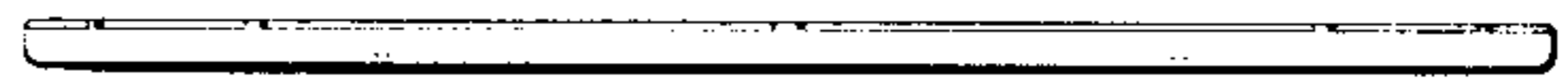



FIG. 5



F I G. 6




FIG. 7