



US00D461884S

(12) **United States Design Patent**  
**Gieseke et al.**

(10) **Patent No.: US D461,884 S**

(45) **Date of Patent: \*\* Aug. 20, 2002**

(54) **FILTER ELEMENT HAVING SEALING SYSTEM**

(75) Inventors: **Steven Scott Gieseke**, Richfield;  
**Carolyn J. Finnerty**, Bloomington,  
both of MN (US)

(73) Assignee: **Donaldson Company, Inc.**,  
Minneapolis, MN (US)

(\*\*) Term: **14 Years**

(21) Appl. No.: **29/154,801**

(22) Filed: **Jan. 29, 2002**

**Related U.S. Application Data**

(60) Division of application No. 29/119,567, filed on Mar. 2, 2000, which is a continuation-in-part of application No. 29/101,193, filed on Feb. 26, 1999, now Pat. No. Des. 450,827.

(51) **LOC (7) Cl. .... 23-04**

(52) **U.S. Cl. .... D23/365**

(58) **Field of Search ..... D23/365; 55/498,**  
**55/501, 521**

(56) **References Cited**

**U.S. PATENT DOCUMENTS**

3,025,963 A 3/1962 Bauer

(List continued on next page.)

**OTHER PUBLICATIONS**

Declaration of Steven S. Gieseke with Exhibits A, B, and C (5 pages).

*Primary Examiner*—Lisa Lichtenstein

(74) *Attorney, Agent, or Firm*—Merchant & Gould P.C.

(57) **CLAIM**

The ornamental design for a filter element having sealing system, as shown and described.

**DESCRIPTION**

FIG. 1 is a perspective view of a first embodiment of a filter element having sealing system; the fluted filter media shown in only one-quarter of the upper face being representative of the appearance of the fluted filter media in the entire upper

face; the portions shown in broken lines forming no part of the design sought to be patented;

FIG. 2 is a top plan view of the embodiment depicted in FIG. 1, the portions shown in broken lines forming no part of the design sought to be patented;

FIG. 3 is a front elevational view of the embodiment depicted in FIG. 1;

FIG. 4 is a rear elevational view of the embodiment depicted in FIG. 1;

FIG. 5 is a right elevational view of the embodiment depicted in FIG. 1;

FIG. 6 is a left elevational view of the embodiment depicted in FIG. 1;

FIG. 7 is a bottom plan view of the embodiment depicted in FIG. 1;

FIG. 8 is a top plan view of a second embodiment of a filter element having sealing system, the portions shown in broken lines forming no part of the design sought to be patented; the front elevational view having the same appearance as that depicted in FIG. 3; the rear elevational view having the same appearance as that depicted in FIG. 4; the right elevational view having the same appearance as that depicted in FIG. 5; the left elevational view having the same appearance as that depicted in FIG. 6;

FIG. 9 is a bottom plan view of the embodiment depicted in FIG. 8;

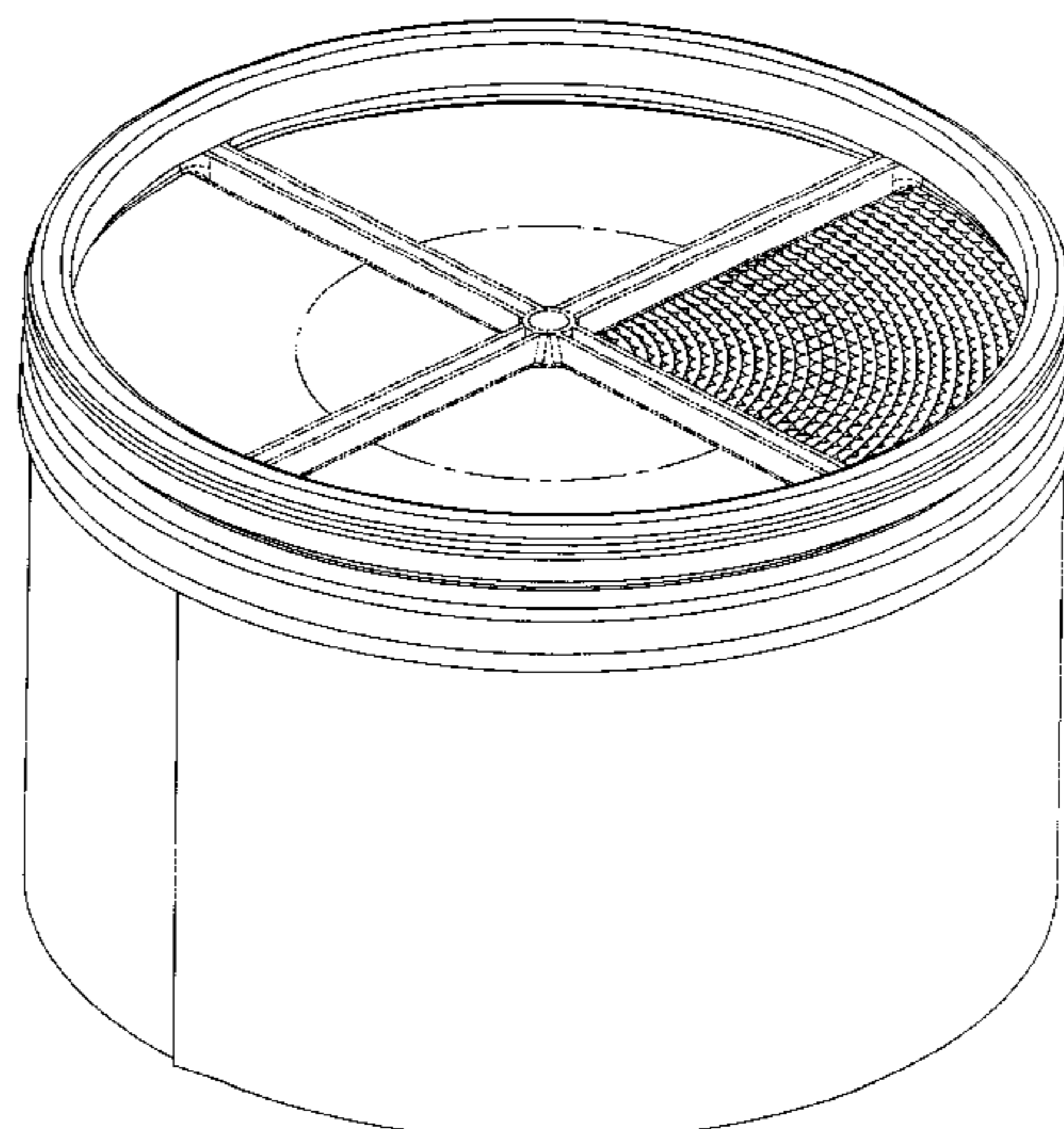
FIG. 10 is a front elevational view of a third embodiment of a filter element having sealing system, the filter media being lined to indicate a blue color, the top plan view having the same appearance as FIG. 2, with the bottom plan view having the same appearance as FIG. 7 in one embodiment, while in another embodiment, the top plan view having the same appearance as FIG. 8, and the bottom plan view having the same appearance as FIG. 9;

FIG. 11 is the rear elevational view of the embodiment depicted in FIG. 10, the filter media being lined to indicate a blue color;

FIG. 12 is a right elevational view of the embodiment depicted in FIG. 10, the filter media being lined to indicate a blue color; and,

FIG. 13 is a left elevational view of the embodiment depicted in FIG. 10, the filter media being lined to indicate a blue color.

**1 Claim, 13 Drawing Sheets**



# US D461,884 S

Page 2

---

U.S. PATENT DOCUMENTS					
			5,350,515 A	9/1994	Stark et al.
3,209,917 A	10/1965	Yelinek	5,415,677 A	5/1995	Ager et al.
3,676,242 A	7/1972	Prentice	5,435,870 A	7/1995	Takagaki et al.
3,807,150 A	4/1974	Maracle	5,487,767 A	1/1996	Brown
3,841,953 A	10/1974	Lohkamp et al.	5,543,007 A	8/1996	Takagaki et al.
3,849,241 A	11/1974	Butin et al.	5,547,480 A	8/1996	Coulonvaux
3,878,014 A	4/1975	Melead	5,613,992 A	3/1997	Engel
4,065,341 A	12/1977	Cub	5,714,126 A	2/1998	Frund
4,322,231 A	3/1982	Hilzendeger et al.	5,730,766 A	3/1998	Clements
4,402,830 A	9/1983	Pall	5,820,646 A	10/1998	Gillingham et al.
4,449,993 A	5/1984	Bergeron	5,897,676 A	4/1999	Engel
4,720,292 A	* 1/1988	Engel et al. .... 55/498	D450,827 S	11/2001	Gieseke et al.
5,071,456 A	* 12/1991	Binder et al. .... 55/502			
5,304,312 A	4/1994	Forster et al.			

\* cited by examiner

FIG. 1

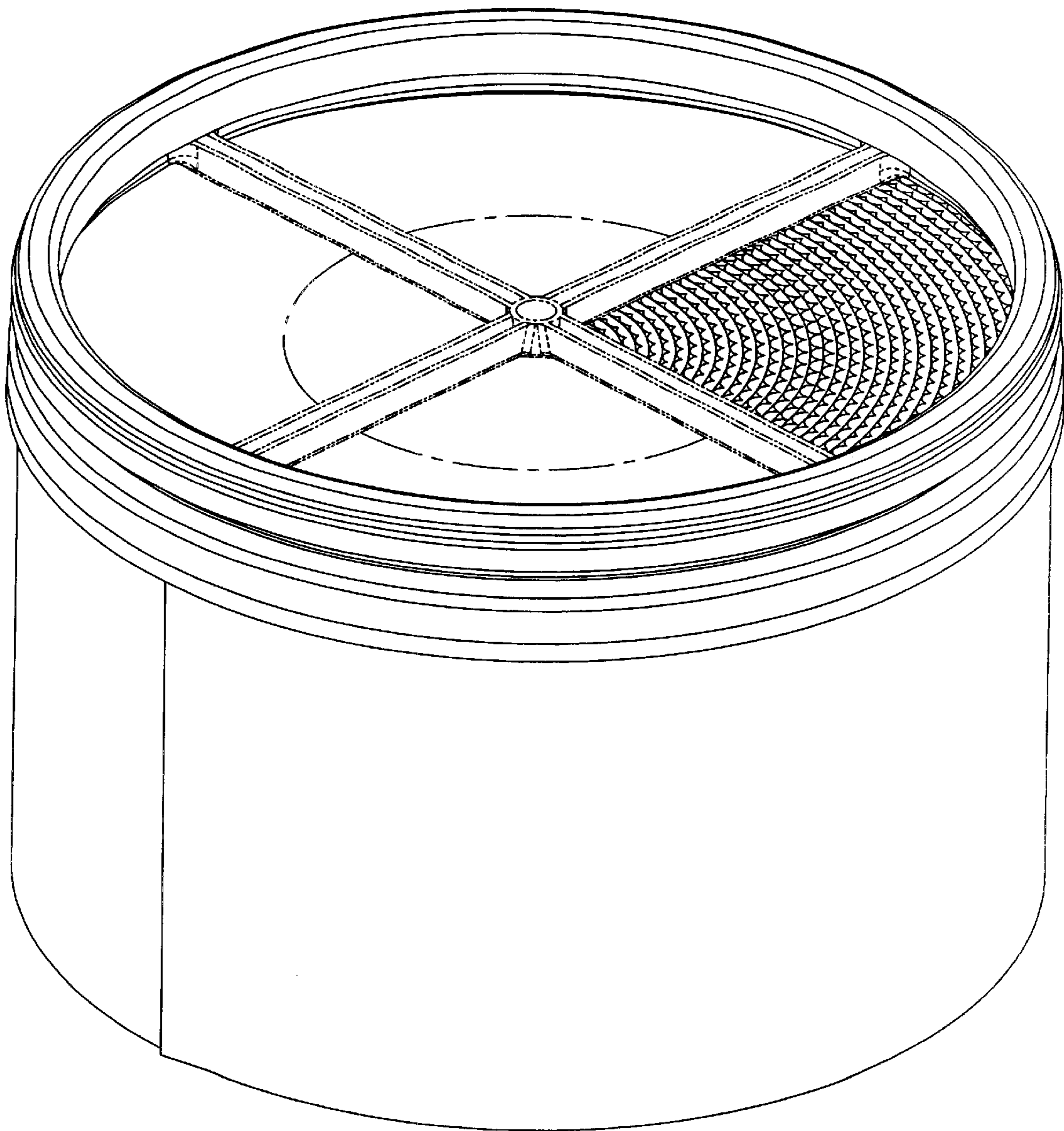


FIG. 2

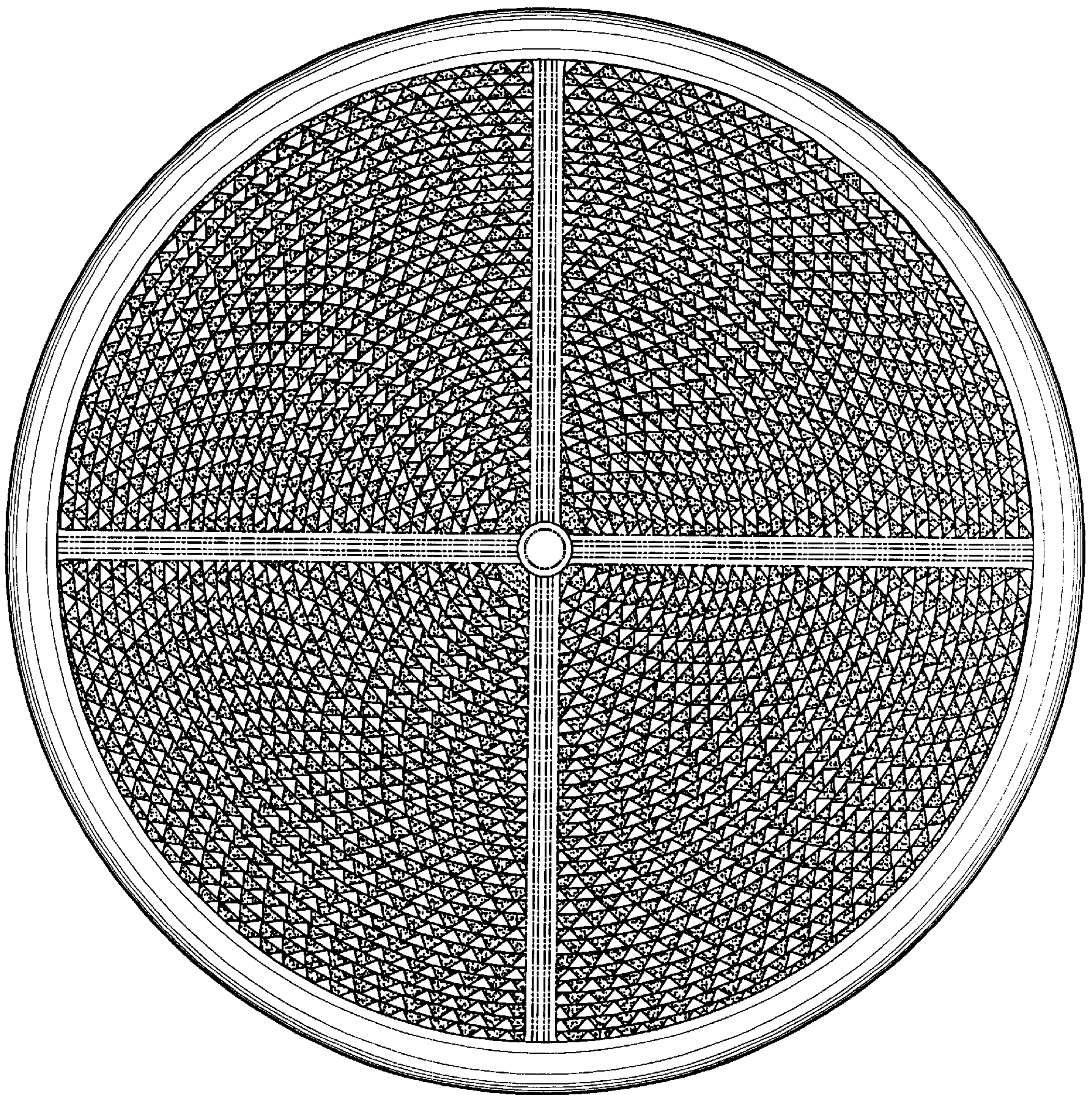


FIG. 3




FIG. 4




FIG. 5




FIG. 6






FIG. 7




FIG. 8

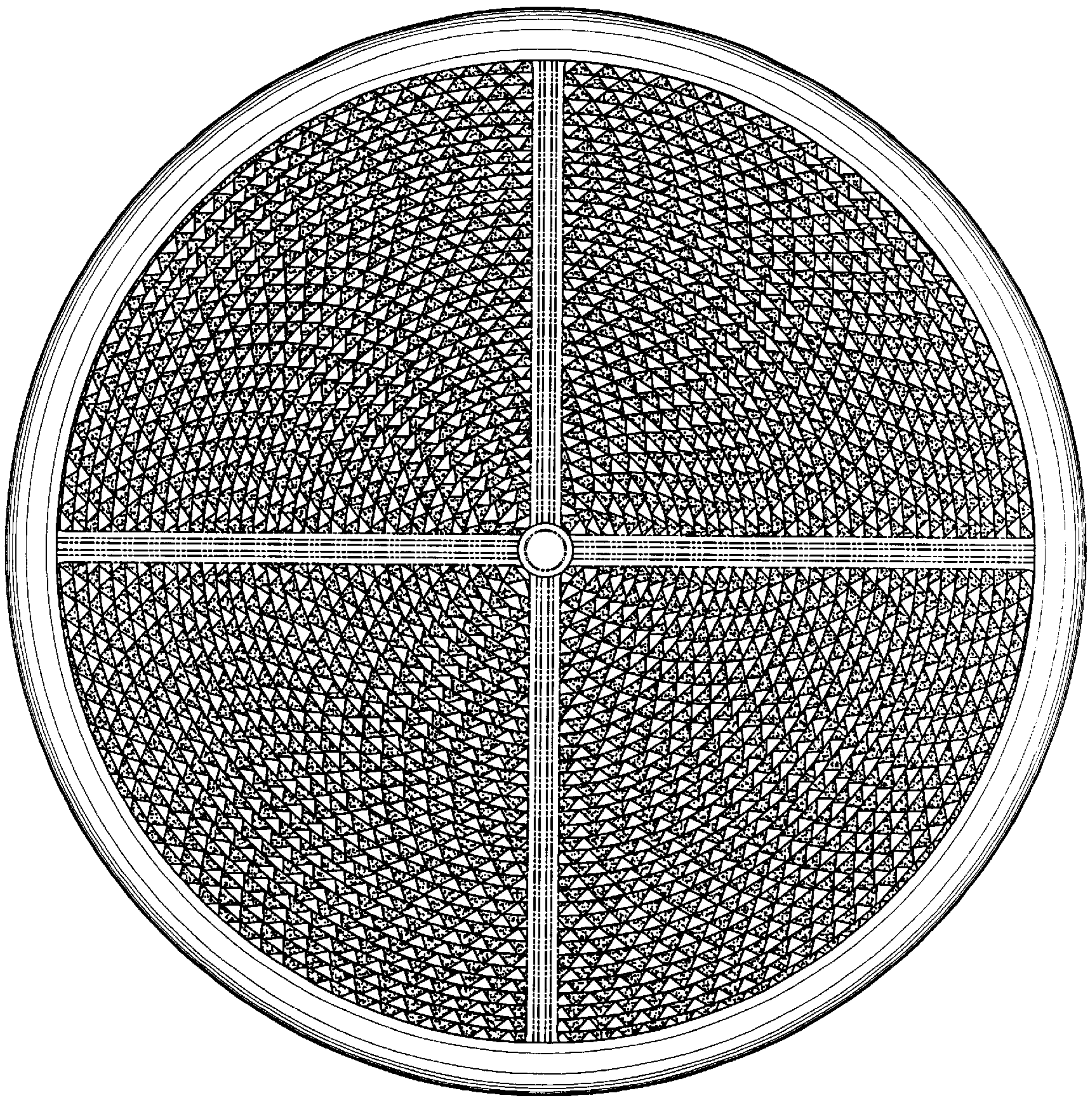


FIG. 9




FIG. 10




FIG. 11




FIG. 12




FIG. 13

