



US00D461881S

(12) **United States Design Patent**  
**McKeone**

(10) **Patent No.:** **US D461,881 S**

(45) **Date of Patent:** **\*\* Aug. 20, 2002**

(54) **STAND AND LAVATORY**

(75) Inventor: **William C. McKeone**, Sheboygan, WI (US)

(73) Assignee: **Kohler Co.**, Kohler, WI (US)

(\*\*) Term: **14 Years**

(21) Appl. No.: **29/140,885**

(22) Filed: **Apr. 26, 2001**

(51) **LOC (7) Cl.** ..... **23-02**

(52) **U.S. Cl.** ..... **D23/293.1**

(58) **Field of Search** ..... D23/270-271,  
D23/273, 284-292, 293.1, 303, 308; 4/619,  
621-627, 630-646, 650-654, 656, 658-661

(56) **References Cited**

**U.S. PATENT DOCUMENTS**

712,834	A	*	11/1902	Moore	.....	D23/292	X
4,909,473	A		3/1990	Korinek et al.	.....	248/634	
D387,857	S	*	12/1997	McKeone	.....	D23/284	
D422,347	S	*	4/2000	Kawamura	.....	D23/292	

**OTHER PUBLICATIONS**

Ashmont countertop/undercounter lavatory, American Standard Inc, 1991 catalog SPS 3400 GUA library.\*  
Undated Sterling catalog ad, p. 8, showing oval baths admitted prior art.  
1999 Kallista catalog ad, p. 78, showing a lavatory stand.

2000 Kohler catalog ad, p. 16.62, showing a "Ballad" sink.  
1929 Kohler catalog ad, p. 235, showing a "Chester" lavatory.

Undated Kallista catalog ad showing a "Michael Smith" town console table admitted prior art.

\* cited by examiner

*Primary Examiner*—Louis S. Zarfes

*Assistant Examiner*—Robert A. Delehanty

(74) *Attorney, Agent, or Firm*—Quarles & Brady LLP

(57) **CLAIM**

The ornamental design for a stand and lavatory, as shown and described.

**DESCRIPTION**

In a preferred embodiment, the nature of this product is as a pedestal primarily useful for supporting and including a plumbing fixture such as a lavatory.

FIG. 1 is a left, top, front perspective view of a stand and lavatory embodying my new design;

FIG. 2 is a top plan view thereof;

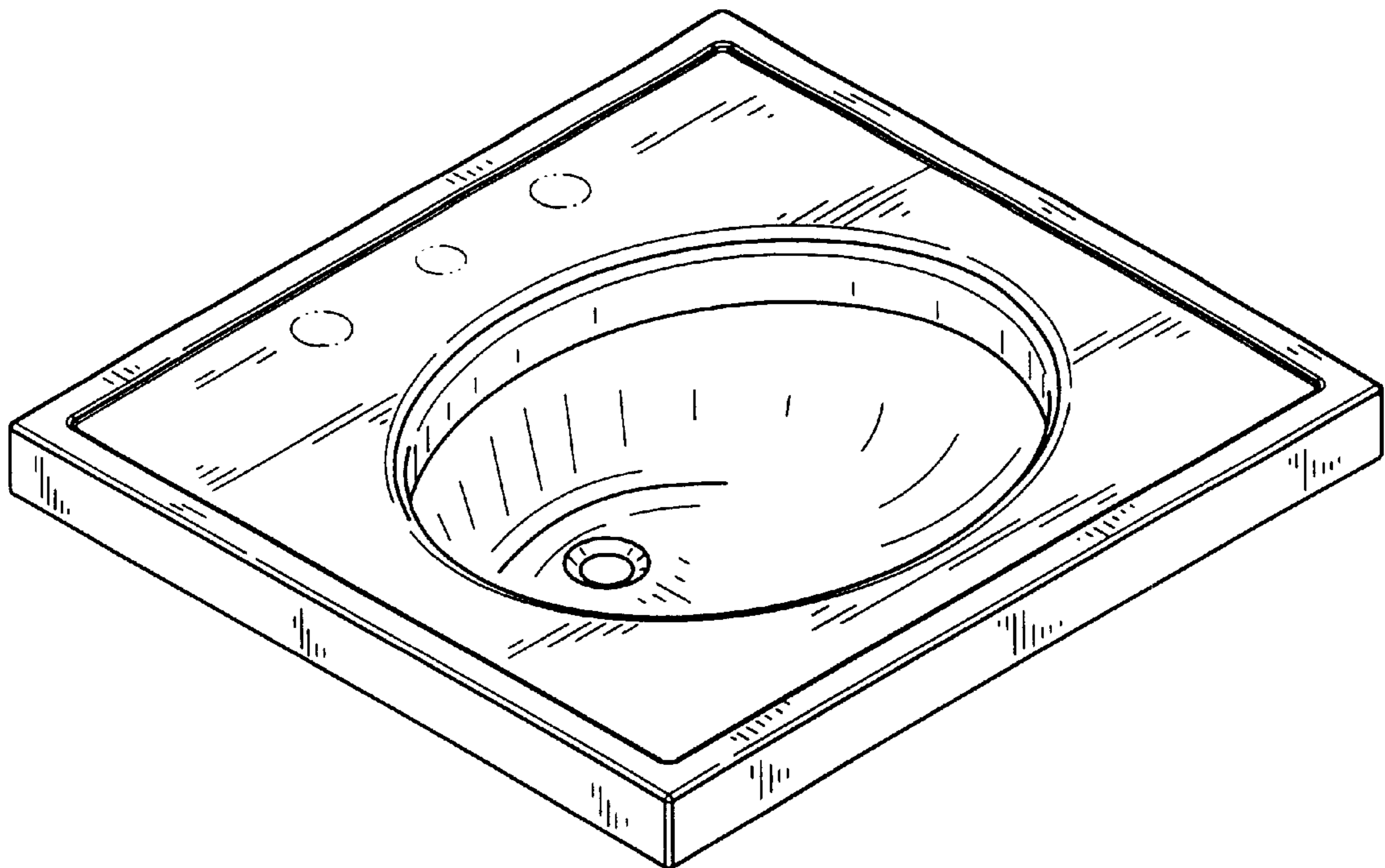
FIG. 3 is a front elevational view thereof;

FIG. 4 is a left side elevational view thereof, the right side elevational view being a mirror image of the left side shown; and,

FIG. 5 is a rear elevational view thereof.

The broken line representations of mounting holes in FIGS. 1-2, and of a plumbing nipple in FIGS. 3-5, are for the purpose of illustration only, and form no part of the claimed design.

**1 Claim, 2 Drawing Sheets**



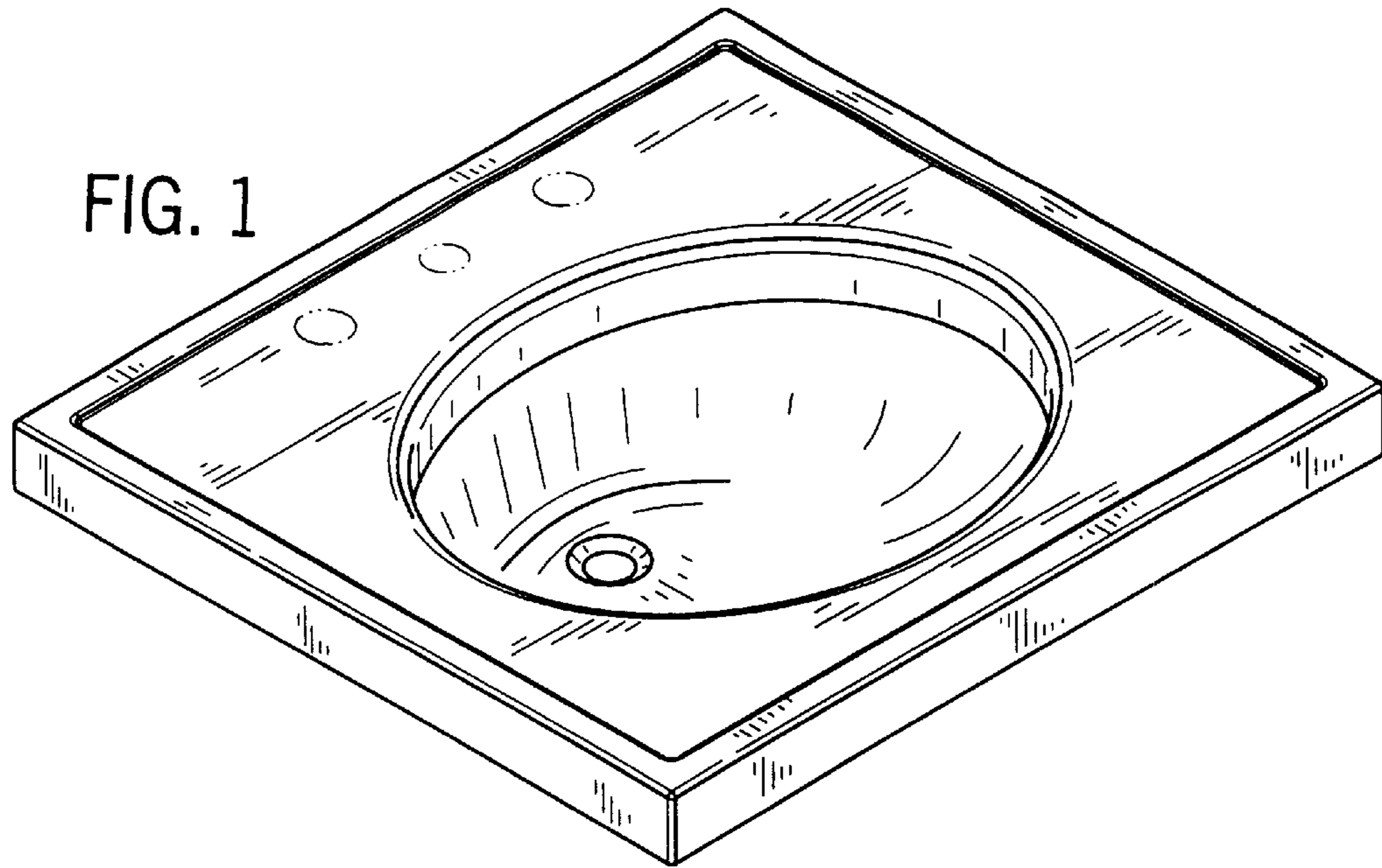


FIG. 2

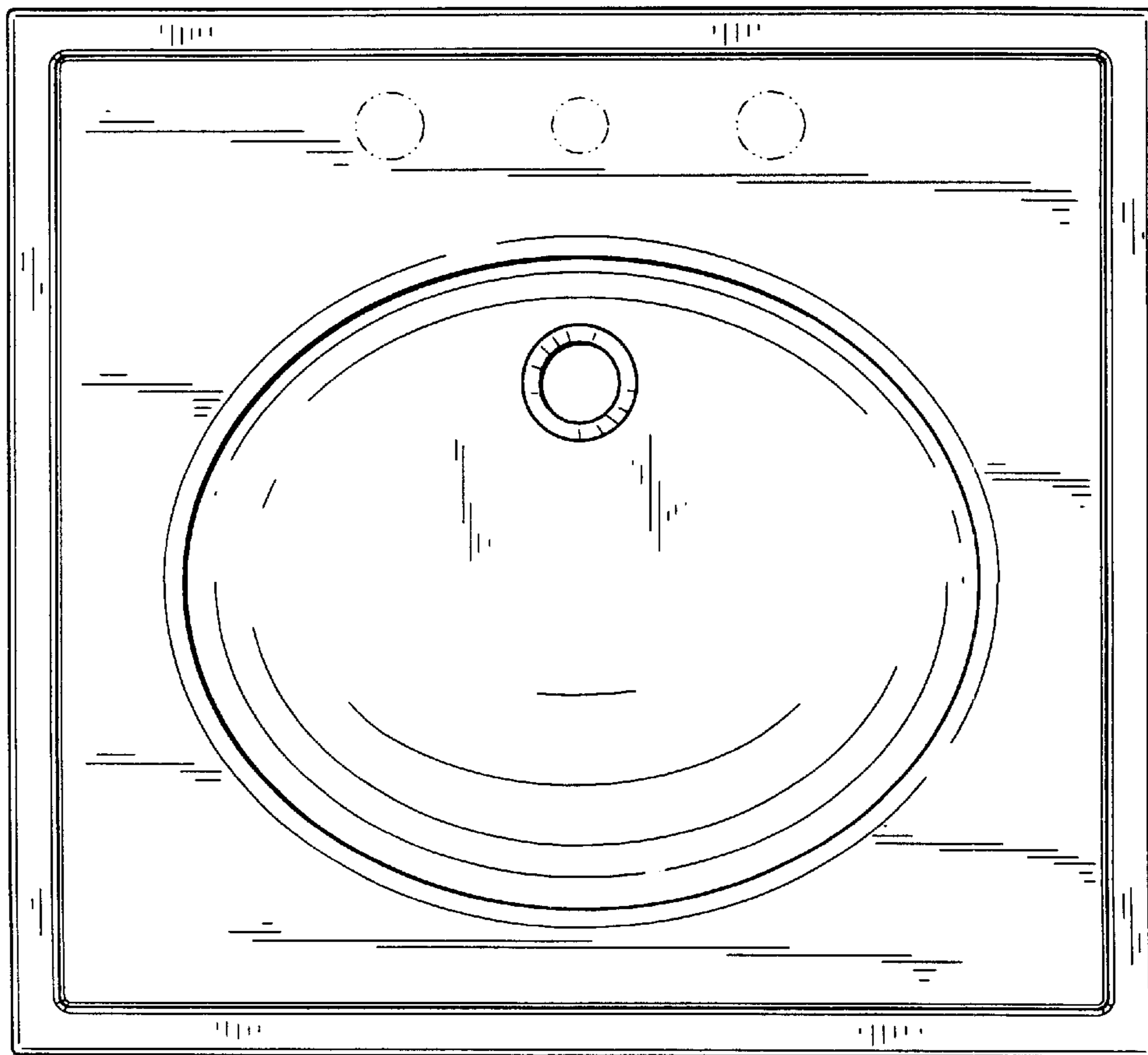


FIG. 3

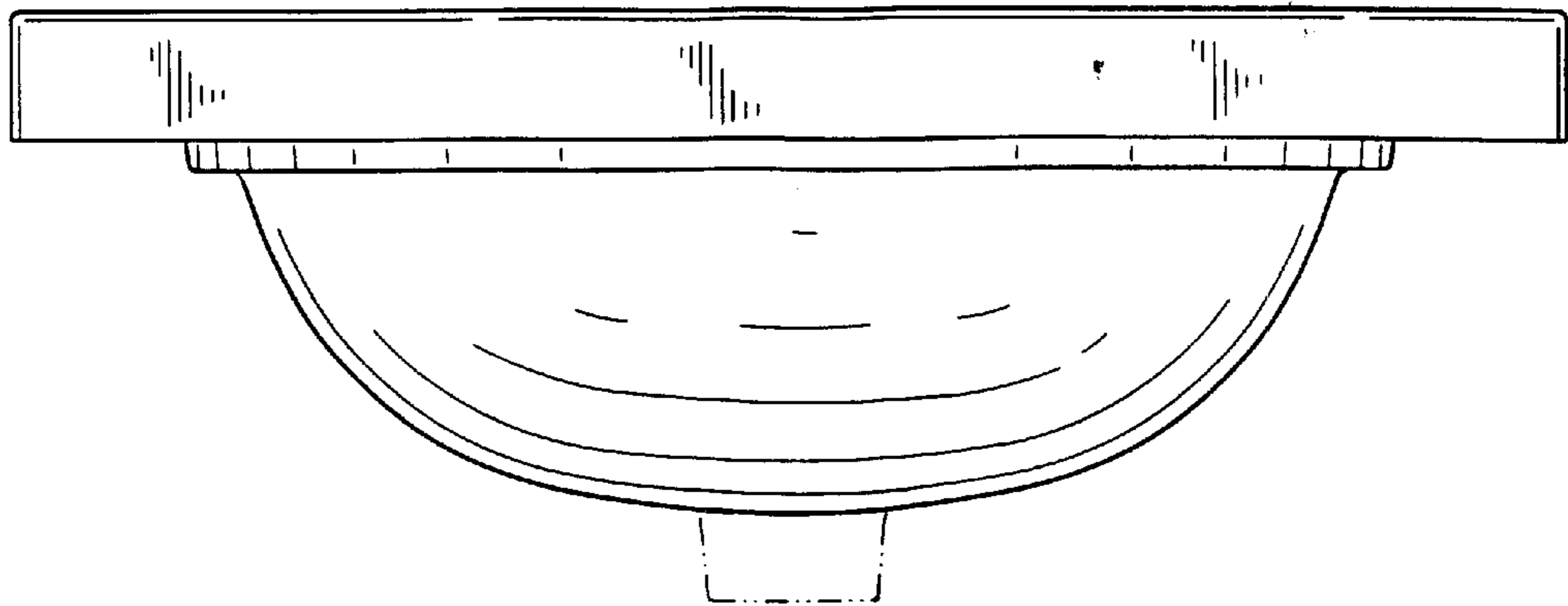


FIG. 4

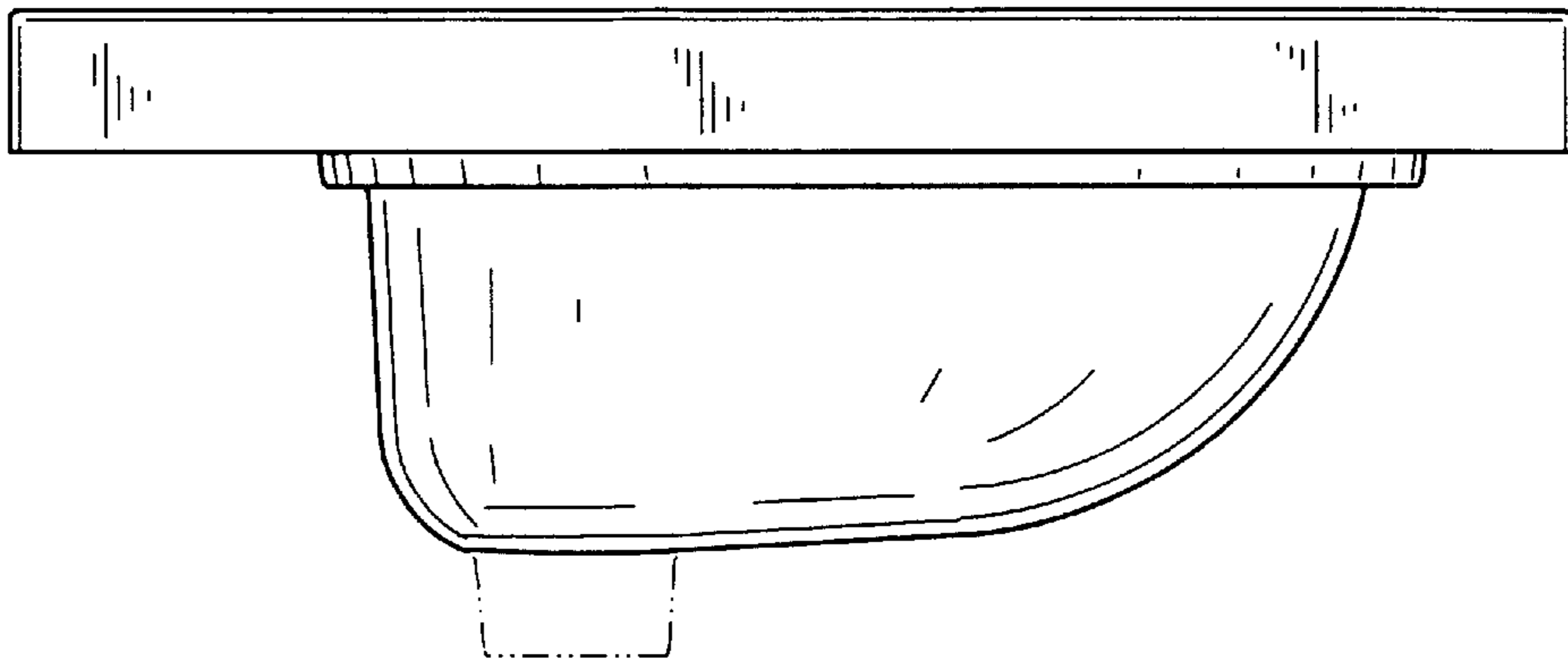


FIG. 5

