



US00D461868S

(12) **United States Design Patent**
Hall et al.

(10) **Patent No.:** **US D461,868 S**

(45) **Date of Patent:** **** Aug. 20, 2002**

(54) **KNIFE HANDLE**

(76) Inventors: **David K. Hall**, 821 Eagle View Dr.;
Kit Rae, 2841 Yarberry La., both of
Kodak, TN (US) 37764

(**) Term: **14 Years**

(21) Appl. No.: **29/150,303**

(22) Filed: **Nov. 20, 2001**

(51) **LOC (7) Cl.** **22-05**

(52) **U.S. Cl.** **D22/118**

(58) **Field of Search** D22/118, 117;
D8/98; 30/294, 295, 287, 136, 142, 165,
298

(56) **References Cited**

U.S. PATENT DOCUMENTS

D363,109 S	*	10/1995	Hall	D22/118
D371,060 S	*	6/1996	Lai	D22/118 X
D371,592 S	*	7/1996	Hall et al.	D22/118
D380,520 S		7/1997	Hibben	D22/118
D406,308 S		3/1999	Hibben	D22/118
D434,466 S		11/2000	Hall et al.	D22/118

* cited by examiner

Primary Examiner—Catherine R. Oliver

(74) *Attorney, Agent, or Firm*—Needle & Rosenberg, PC

(57) **CLAIM**

The ornamental design for a knife handle, as shown and described.

DESCRIPTION

FIG. 1 is a left side elevational view of a knife handle with the knife blade depicted in phantom lines which forms no part of the claimed design for this invention, the right, opposite side of which is substantially a mirror image thereof;

FIG. 2 is a front elevational view of the knife handle of FIG. 1;

FIG. 3 is a rear elevational view of the knife handle of FIG. 1;

FIG. 4 is a top plan view of the knife handle of FIG. 1; and, FIG. 5 is a bottom plan view of the knife handle of FIG. 1.

The broken lines shown are for illustrative purposes only and form no part of the claimed design.

1 Claim, 2 Drawing Sheets






FIG 1

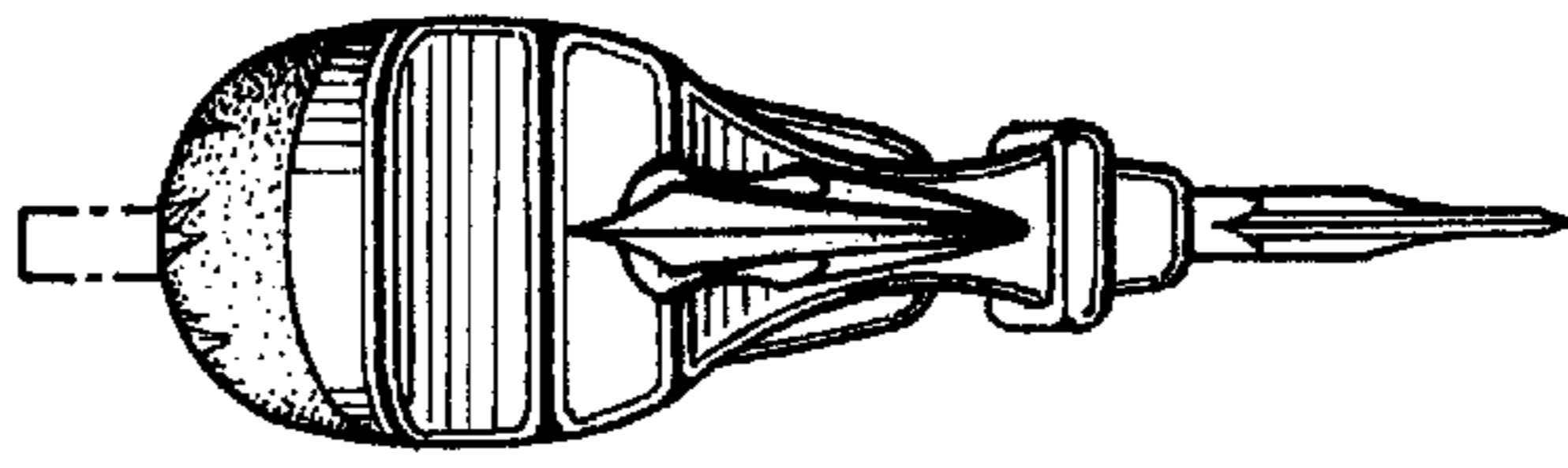


FIG 3

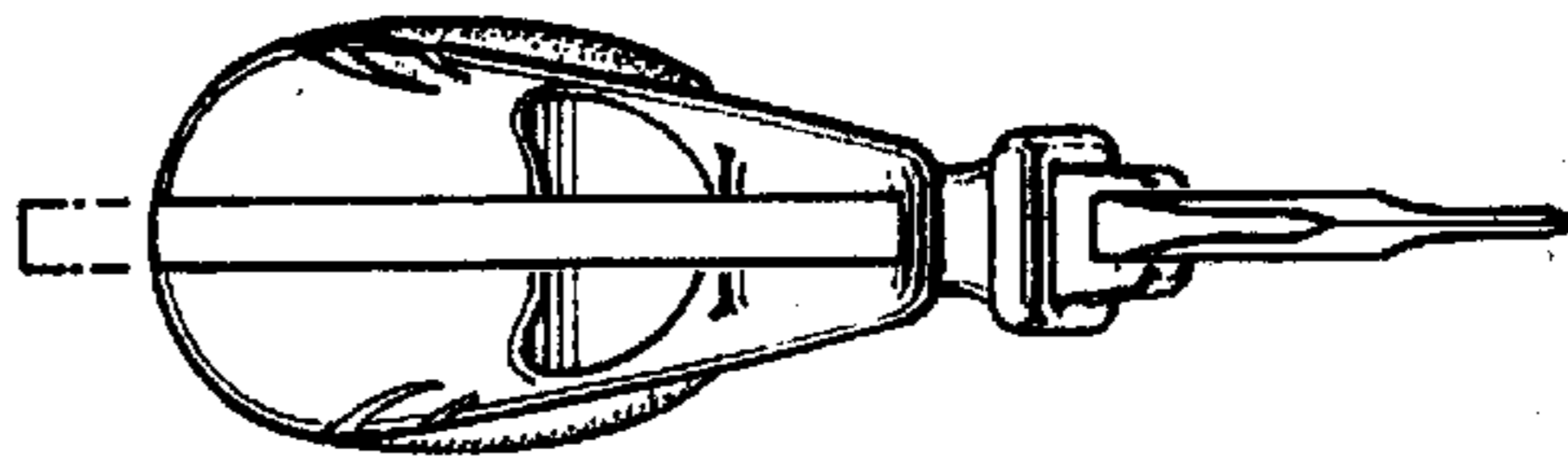


FIG 2

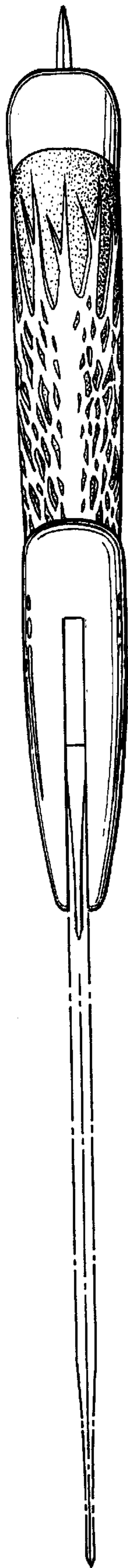


FIG 4

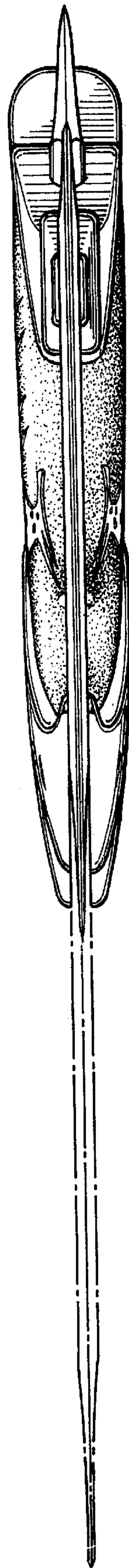


FIG 5