



US00D461863S

(12) **United States Design Patent**
Huang

(10) **Patent No.:** **US D461,863 S**

(45) **Date of Patent:** **** Aug. 20, 2002**

(54) **GOLF CLUB HAND GRIP**

Primary Examiner—Mitchell Siegel

(76) Inventor: **Ta Shan Huang**, P.O. Box 63-99,
Taichung (TW), 406

(57) **CLAIM**

(**) Term: **14 Years**

The ornamental design for a golf club hand grip, as shown and described.

(21) Appl. No.: **29/148,609**

DESCRIPTION

(22) Filed: **Sep. 21, 2001**

(51) **LOC (7) Cl.** **21-02**

(52) **U.S. Cl.** **D21/756**

(58) **Field of Search** D21/756; 473/300-303

FIG. 1 is a bottom perspective view of a golf club hand grip showing my new design;

FIG. 2 is an upper perspective view of the golf club hand grip showing my new design;

FIG. 3 is a front elevational view thereof;

FIG. 4 is a rear elevational view thereof;

FIG. 5 is a top plan view thereof;

FIG. 6 is a bottom plan view thereof;

FIG. 7 is a left side elevational view thereof; and,

FIG. 8 is a right side elevational view thereof.

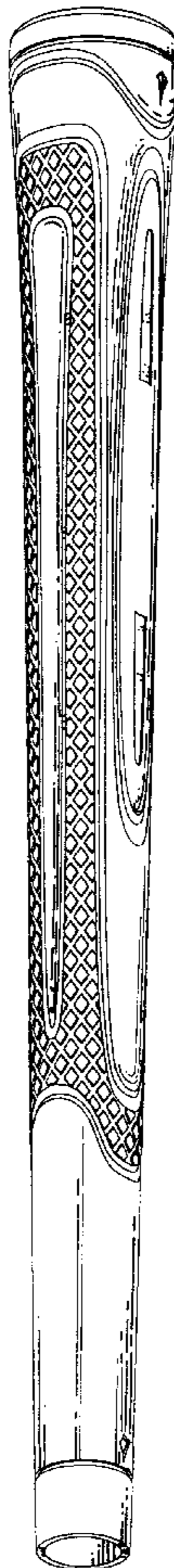
(56) **References Cited**

U.S. PATENT DOCUMENTS

D315,006 S	*	2/1991	Solheim	D21/756
D336,322 S	*	6/1993	Poincenot et al.	D21/756
D343,668 S	*	1/1994	Downey	D21/756
5,348,303 A	*	9/1994	Swissheim	473/300
D414,233 S	*	9/1999	Anderson	D21/756
D417,895 S	*	12/1999	Kim et al.	D21/756
D427,654 S	*	7/2000	Cleveland et al.	D21/756

* cited by examiner

1 Claim, 4 Drawing Sheets



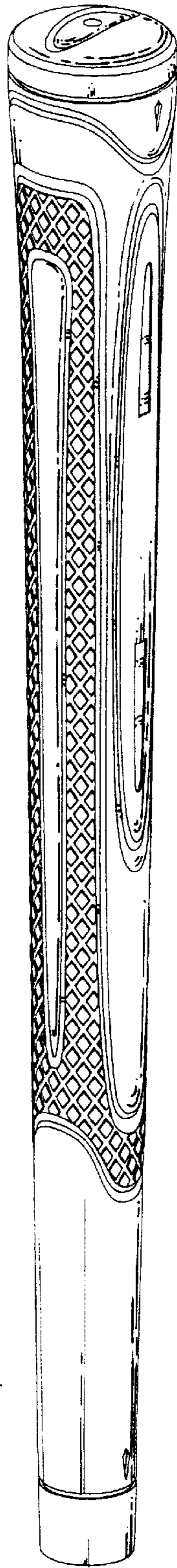


FIG. 2

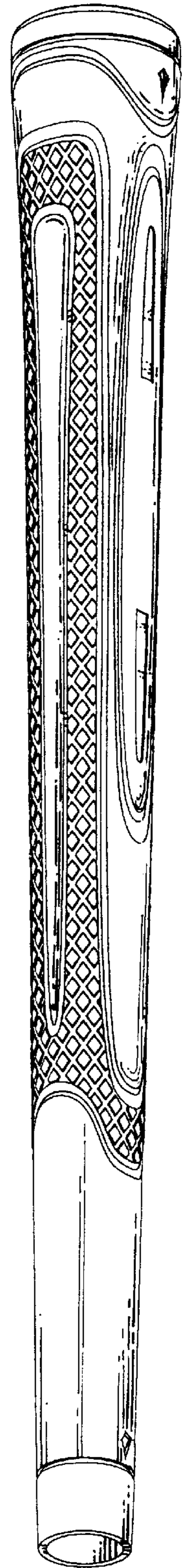


FIG. 1

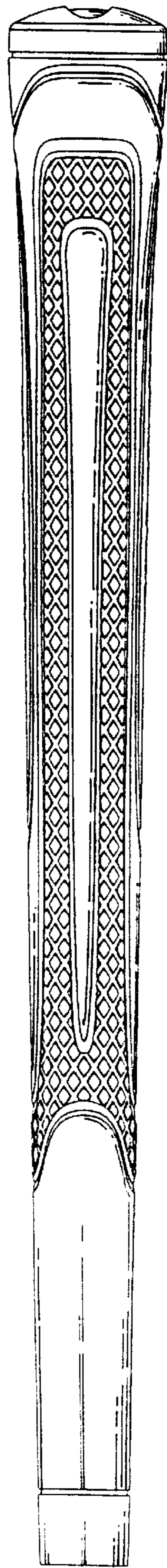


FIG. 4

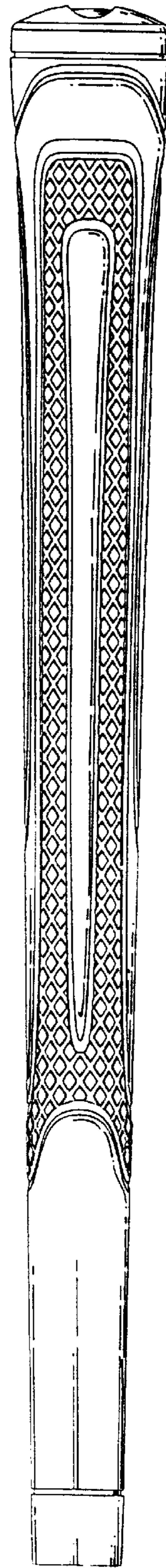


FIG. 3

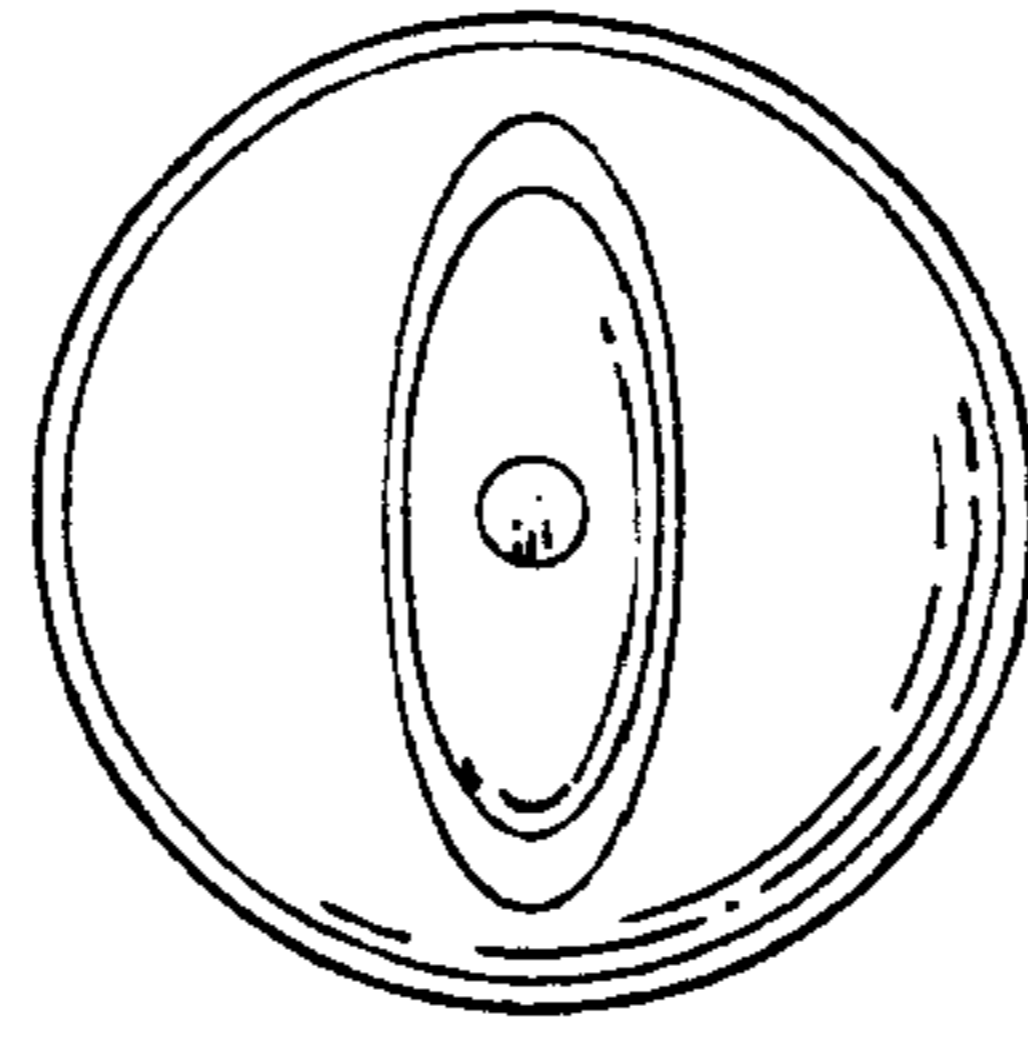


FIG. 5




FIG. 6

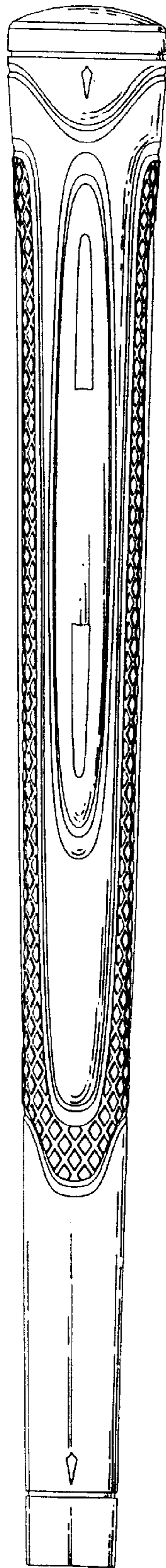


FIG. 8

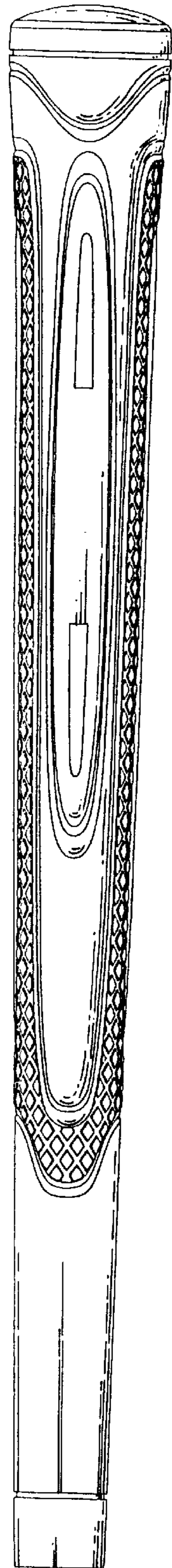


FIG. 7