



US00D461847S

(12) **United States Design Patent**
Phelps et al.

(10) **Patent No.:** **US D461,847 S**

(45) **Date of Patent:** **** Aug. 20, 2002**

(54) **OVAL LIGHTED ADDRESS PLAQUE**

(76) Inventors: **Richard Phelps**, 6517 Hichory Ave.,
Orangevale, CA (US) 95662; **Gregory
Phelps**, 7617 Poplar Ave., Citrus
Heights, CA (US) 95621

(**) Term: **14 Years**

(21) Appl. No.: **29/145,511**

(22) Filed: **Jul. 24, 2001**

(51) **LOC (7) Cl.** **20-03**

(52) **U.S. Cl.** **D20/17**

(58) **Field of Search** D20/10, 17, 40,
D20/41, 42; 40/540, 541, 542, 543, 545,
564, 570; 362/362, 363, 811, 812

(56) **References Cited**

U.S. PATENT DOCUMENTS

1,465,950 A	*	8/1923	Schiller	362/494
D158,278 S	*	4/1950	Hammer	D20/10
D162,354 S	*	3/1951	Smith	D20/10
D432,173 S	*	10/2000	Baker	D20/17

* cited by examiner

Primary Examiner—Robert M. Spear
(74) *Attorney, Agent, or Firm*—Milord Keshishzadeh, Esq.;
Milord & Associates, P.C.


(57) **CLAIM**

The ornamental design for an oval lighted address plaque, as shown and described.

DESCRIPTION

FIG. 1 is a perspective view of the oval lighted address plaque;
FIG. 2 is a frontal plan view of the oval lighted address plaque;
FIG. 3 is a rearward plan view of the oval lighted address plaque;
FIG. 4 is a top side elevational view of the oval lighted address plaque;
FIG. 5 is a bottom side elevational view oval lighted address plaque;
FIG. 6 is a right side elevational view of the oval lighted address plaque; and,
FIG. 7 is a left side elevational view oval lighted address plaque.
The broken line showing of address numbers is for illustrative purposes only and forms no part of the claimed design.

1 Claim, 3 Drawing Sheets






FIG. 1




FIG. 2

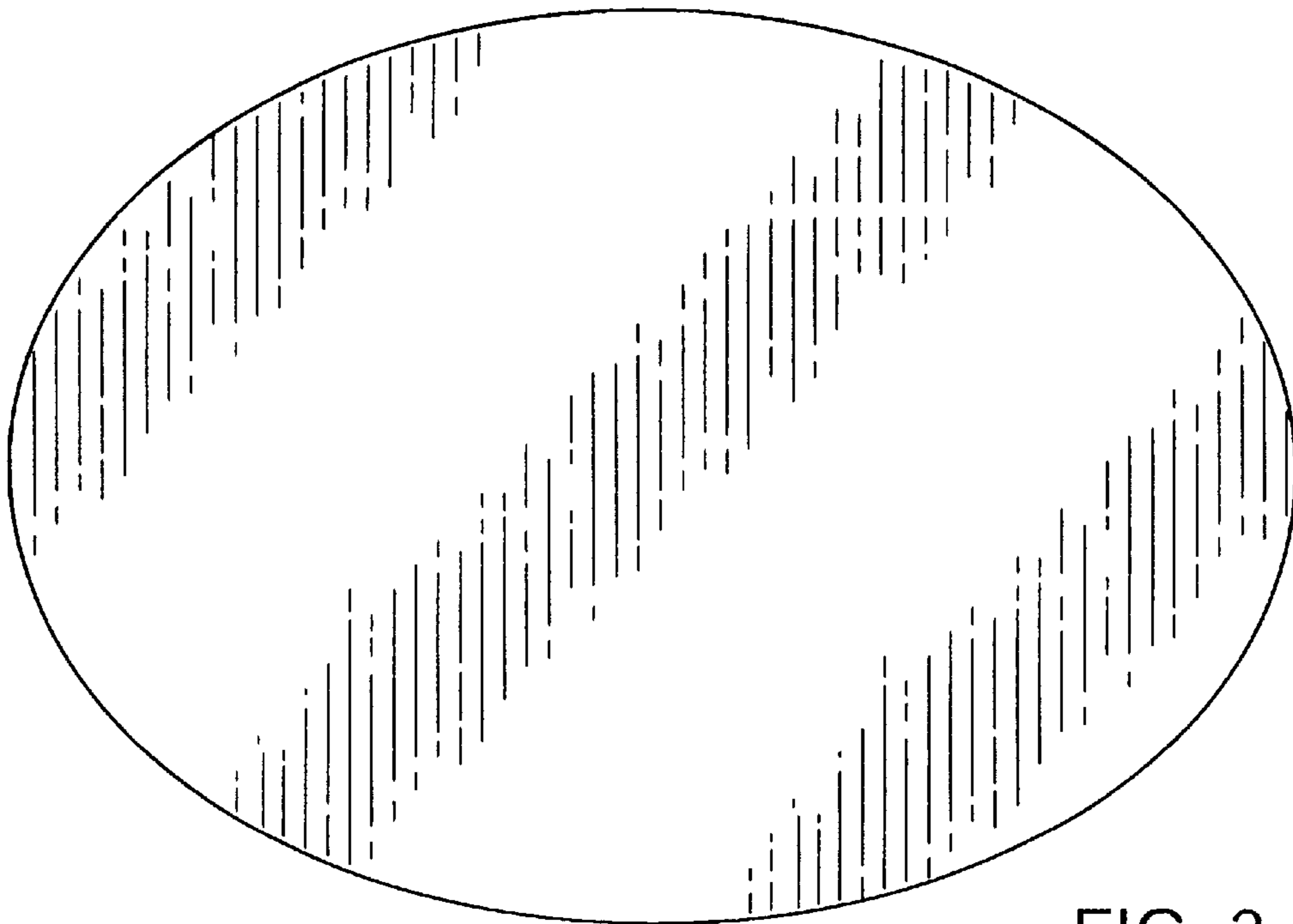


FIG. 3



FIG. 4



FIG. 5




FIG. 6




FIG. 7