



US00D461846S

(12) **United States Design Patent**
Fallon

(10) **Patent No.:** **US D461,846 S**

(45) **Date of Patent:** **** Aug. 20, 2002**

(54) **NEON SIGN**

(75) **Inventor:** **Timothy Ross Fallon**, Boiling Springs,
SC (US)

(73) **Assignee:** **Fallon Luminous Products**
Corporation, Spartanburg, SC (US)

(**) **Term:** **14 Years**

(21) **Appl. No.:** **29/150,883**

(22) **Filed:** **Nov. 30, 2001**

Related U.S. Application Data

(62) Division of application No. 29/128,356, filed on Aug. 23,
2000, which is a division of application No. 29/103,993,
filed on Apr. 26, 1999, now Pat. No. Des. 433,453.

(51) **LOC (7) Cl.** **19-08**

(52) **U.S. Cl.** **D20/10**

(58) **Field of Search** D20/10, 19, 21,
D20/42; 362/811, 812; 40/538, 540-553,
564, 572, 574, 575, 584, 611, 612

(56) **References Cited**

U.S. PATENT DOCUMENTS

2,095,291 A * 10/1937 Schneider 40/130

D161,715 S * 3/1951 Siegel et al. D20/10

D162,354 S * 3/1951 Smith D20/10

D433,453 S * 11/2000 Fallon D20/10

* cited by examiner

Primary Examiner—Marcus A. Jackson

(74) *Attorney, Agent, or Firm*—Oscar A. Towler, III;
Nexsen Pruet Jacobs & Pollard LLC

(57) **CLAIM**

The ornamental design for a neon sign, as shown and
described.

DESCRIPTION

FIG. 1 is a perspective view of a neon sign showing our new
design;

FIG. 2 is a front elevation view thereof;

FIG. 3 is a rear elevation view thereof;


FIG. 4 is a top plan view thereof;

FIG. 5 is a bottom plan view thereof;

FIG. 6 is a side elevation view thereof; and,

FIG. 7 is the opposite side elevation thereof.

1 Claim, 2 Drawing Sheets






FIG. 1

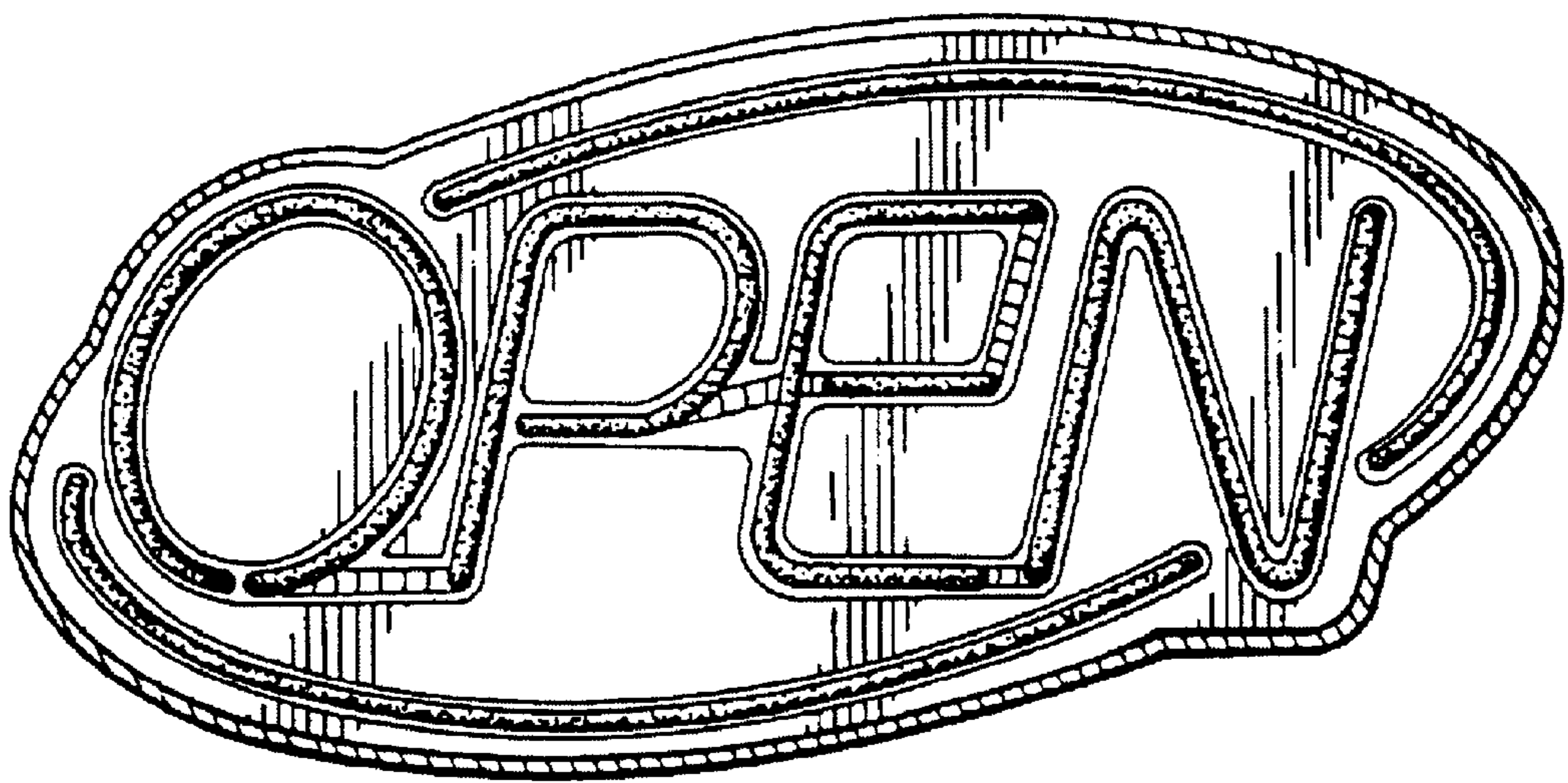


FIG. 2




FIG. 4

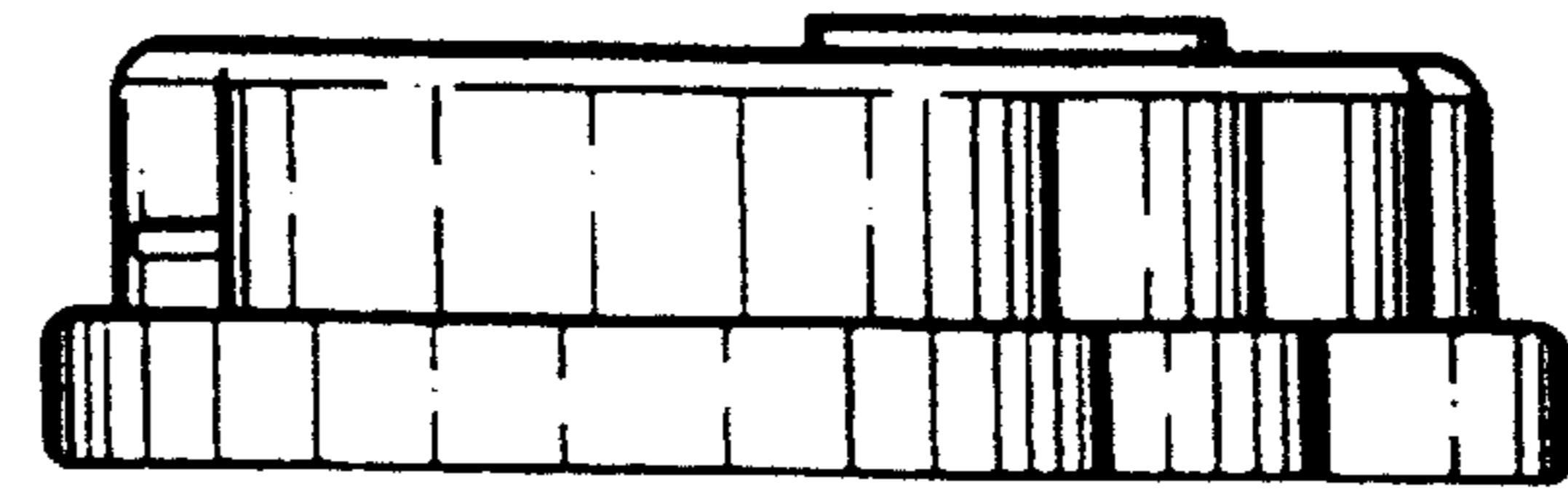


FIG. 6



FIG. 7

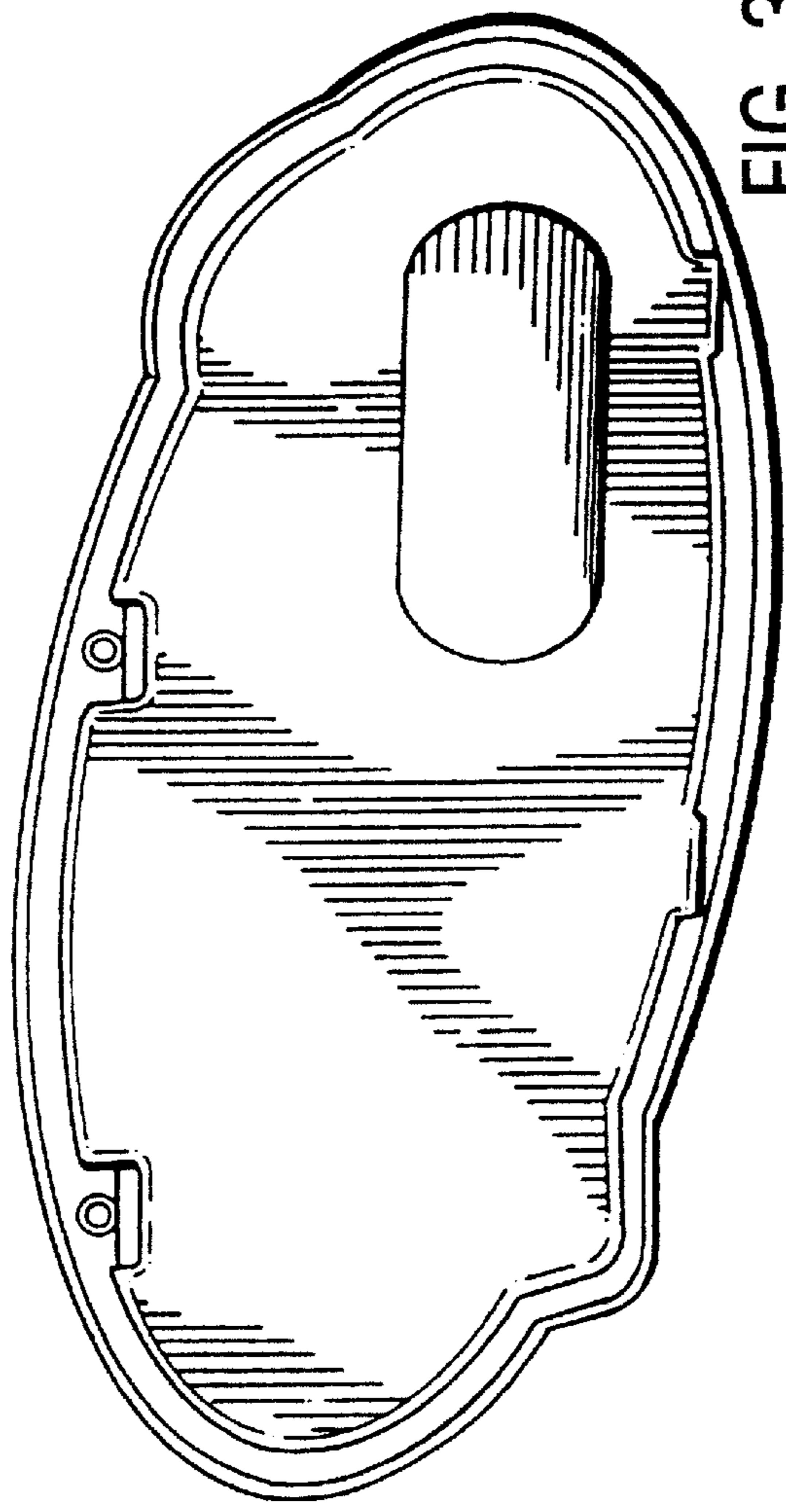


FIG. 3

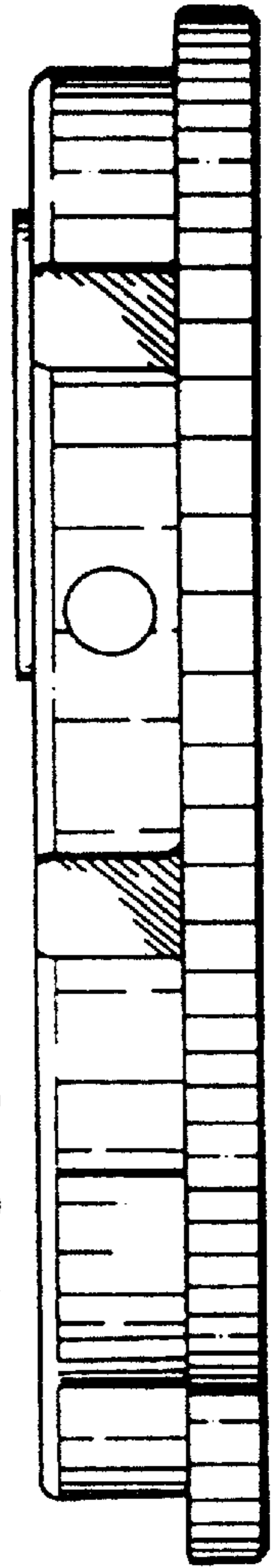


FIG. 5