



US00D461829S

(12) **United States Design Patent**
Sodergard

(10) **Patent No.:** **US D461,829 S**

(45) **Date of Patent:** **** Aug. 20, 2002**

(54) **PUMP STATION COVER**

(75) **Inventor:** **Bengt Sodergard, Uplands Vasby (SE)**

(73) **Assignee:** **ITT Manufacturing Enterprises, Inc.,
Wilmington, DE (US)**

(**) **Term:** **14 Years**

(21) **Appl. No.:** **29/144,145**

(22) **Filed:** **Jun. 28, 2001**

(51) **LOC (7) Cl. 15-02**

(52) **U.S. Cl. D15/7**

(58) **Field of Search** D15/7-9; D9/435;
220/62.19; 73/40.5 R; 417/83, 234, 393,
400, 411

(56) **References Cited**

U.S. PATENT DOCUMENTS

- D222,789 S * 12/1971 Giacosa D15/9
- D309,308 S * 7/1990 Webb D15/7
- D322,970 S * 1/1992 Webb D15/9.1
- D327,481 S * 6/1992 Stephenson D15/7

- 5,490,419 A * 2/1996 Webb 73/40.5 R
- D382,882 S * 8/1997 Parker D15/7
- D383,763 S * 9/1997 Youngs D15/7
- D404,742 S * 1/1999 Versaw, Jr. et al. D15/7
- D429,735 S * 8/2000 Versaw, Jr. et al. D15/7
- 6,189,717 B1 * 2/2001 Versaw, Jr. et al. 220/62.19

* cited by examiner

Primary Examiner—Ralf Seifert

(74) *Attorney, Agent, or Firm*—Menotti J. Lombardi

(57) **CLAIM**

The ornamental design for pump station cover, as shown.

DESCRIPTION

FIG. 1 is a bottom view of the cover;
 FIG. 2 is a top view of the cover;
 FIG. 3 is a front plan view;
 FIG. 4 is a rear plan view;
 FIG. 5 is a side view with the cover in an open position; and,
 FIG. 6 is a front perspective view with the cover and one grate in an open position.

1 Claim, 5 Drawing Sheets

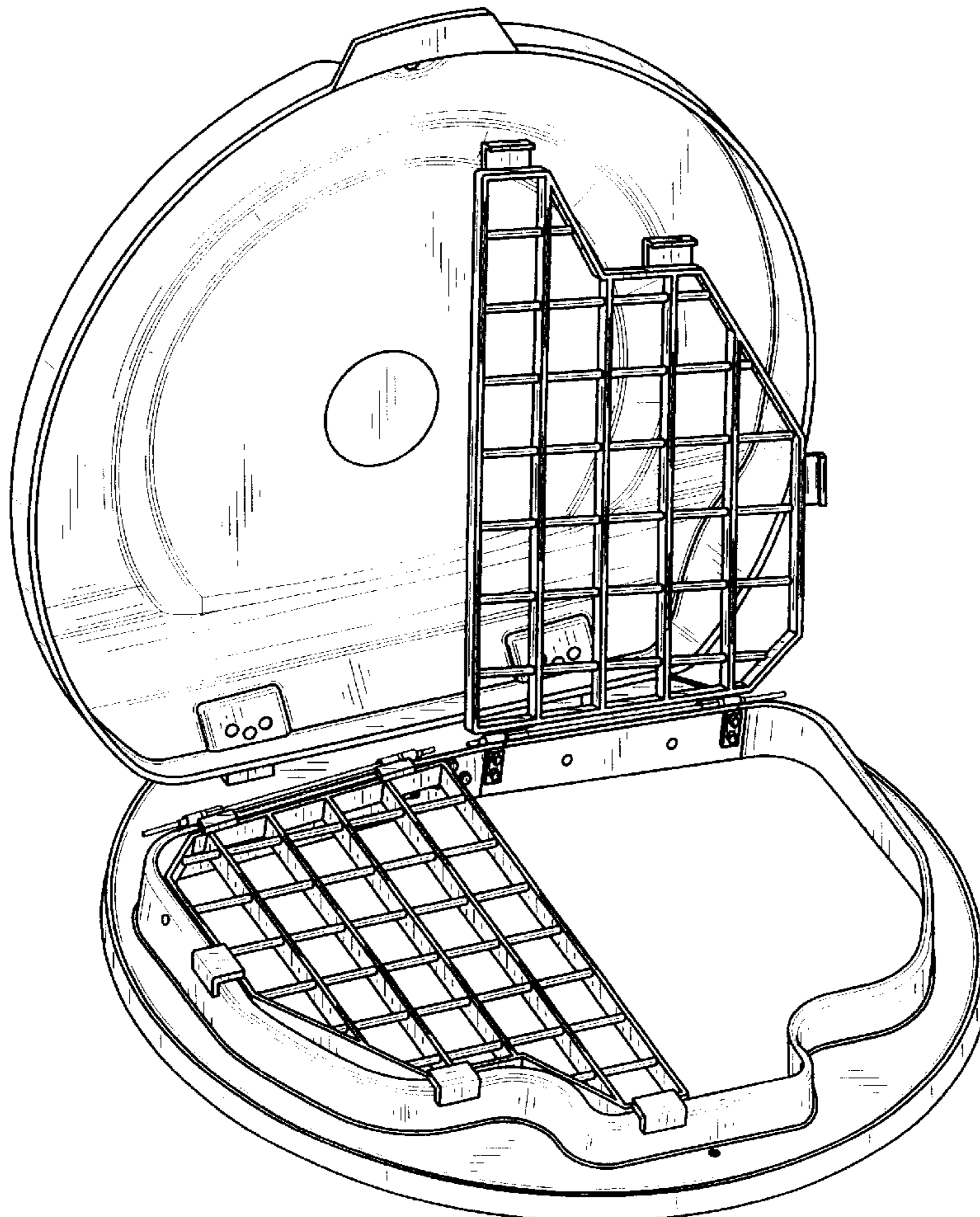


FIG. 1

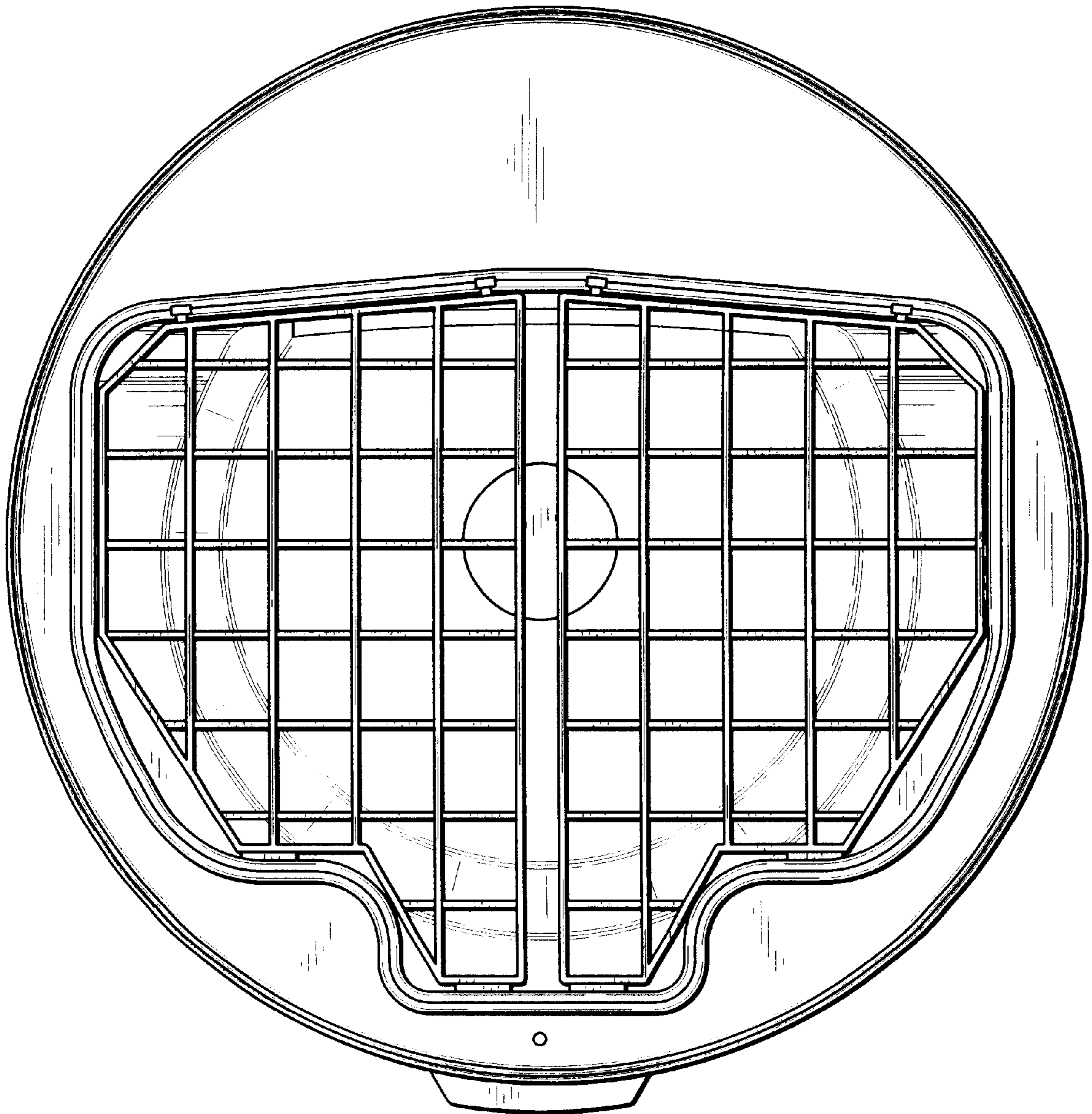


FIG. 2

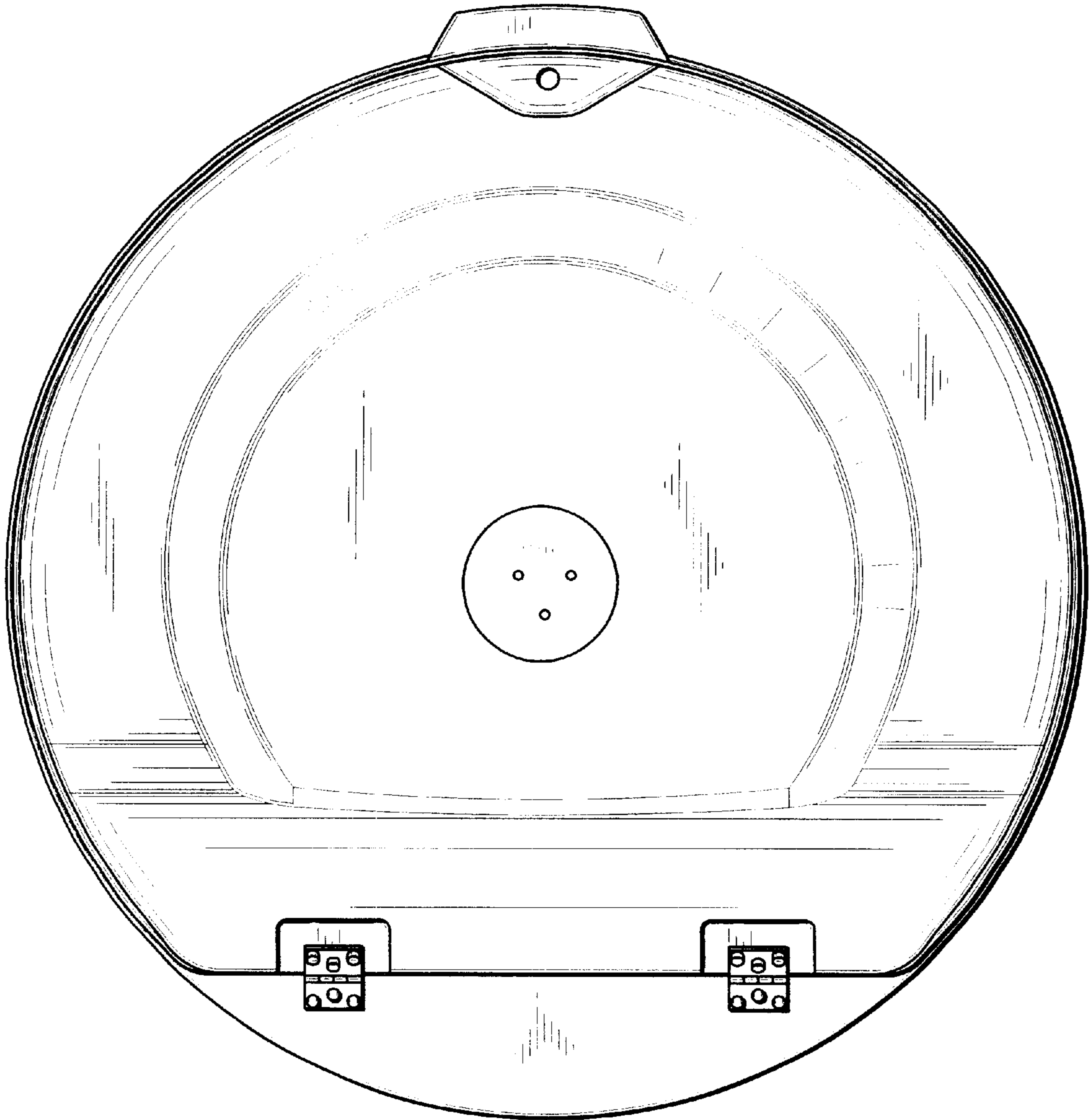


FIG. 3

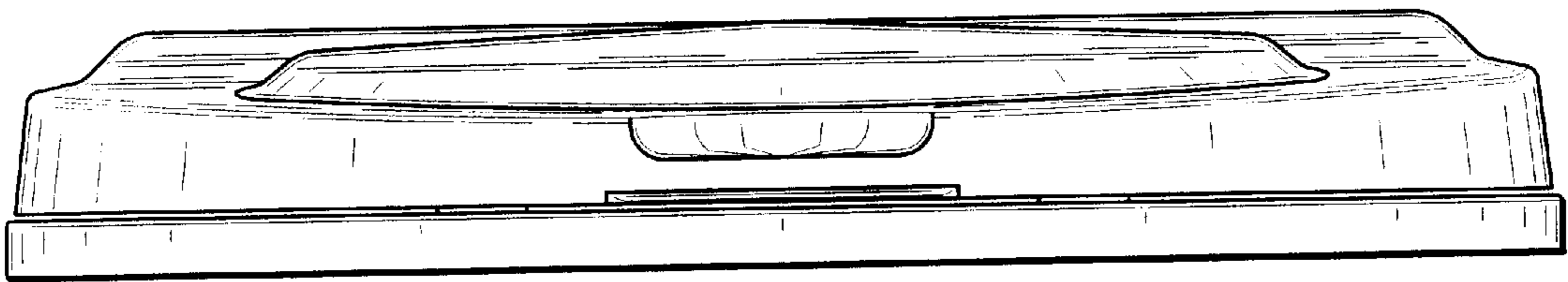


FIG. 4




FIG. 5

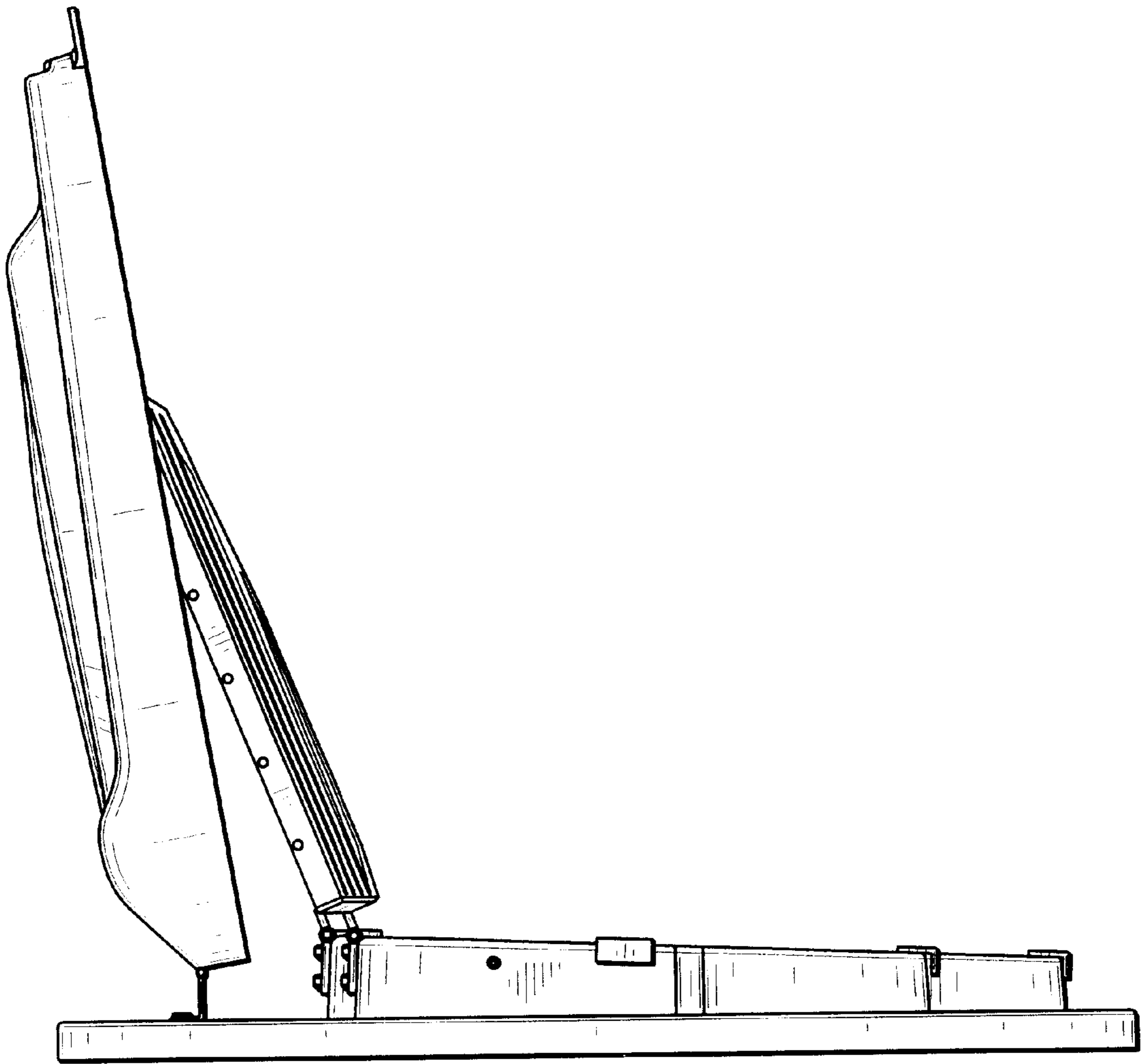


FIG. 6

