



US00D461803S

(12) **United States Design Patent**
Griffin et al.

(10) **Patent No.:** **US D461,803 S**

(45) **Date of Patent:** **** Aug. 20, 2002**

(54) **HAND-HELD ELECTRONIC DEVICE**

D367,043 S * 2/1996 Ross et al. D14/346
D381,021 S * 7/1997 Williams et al. D14/138

(75) Inventors: **Jason T. Griffin; Mihal Lazaridis,**
both of Waterloo (CA)

* cited by examiner

(73) Assignee: **Research In Motion Limited, Waterloo**
(CA)

Primary Examiner—Freda Nunn

(74) *Attorney, Agent, or Firm*—Jones, Day, Reavis &
Pogue; Krishna K. Pathiyal, Esq.; Charles B. Meyer, Esq.

(**) Term: **14 Years**

(57) **CLAIM**

(21) Appl. No.: **29/151,189**

We claim the ornamental design for a hand-held electronic device, as shown and described.

(22) Filed: **Nov. 1, 2001**

DESCRIPTION

(51) **LOC (7) Cl.** **14-02**

(52) **U.S. Cl.** **D14/346**

(58) **Field of Search** D14/341-346,
D14/138; D18/1, 2, 7; 235/145 A, 145 R;
341/22, 23; 345/156, 168, 169, 172, 173;
349/12; 361/680-686; D10/65

FIG. 1 is a front elevational view of a hand-held electronic device;

FIG. 2 is a rear elevational view thereof;

FIG. 3 is a left elevational view thereof;

FIG. 4 is a right elevational view thereof;

FIG. 5 is a top plan view thereof;

FIG. 6 is a front perspective view thereof; and,

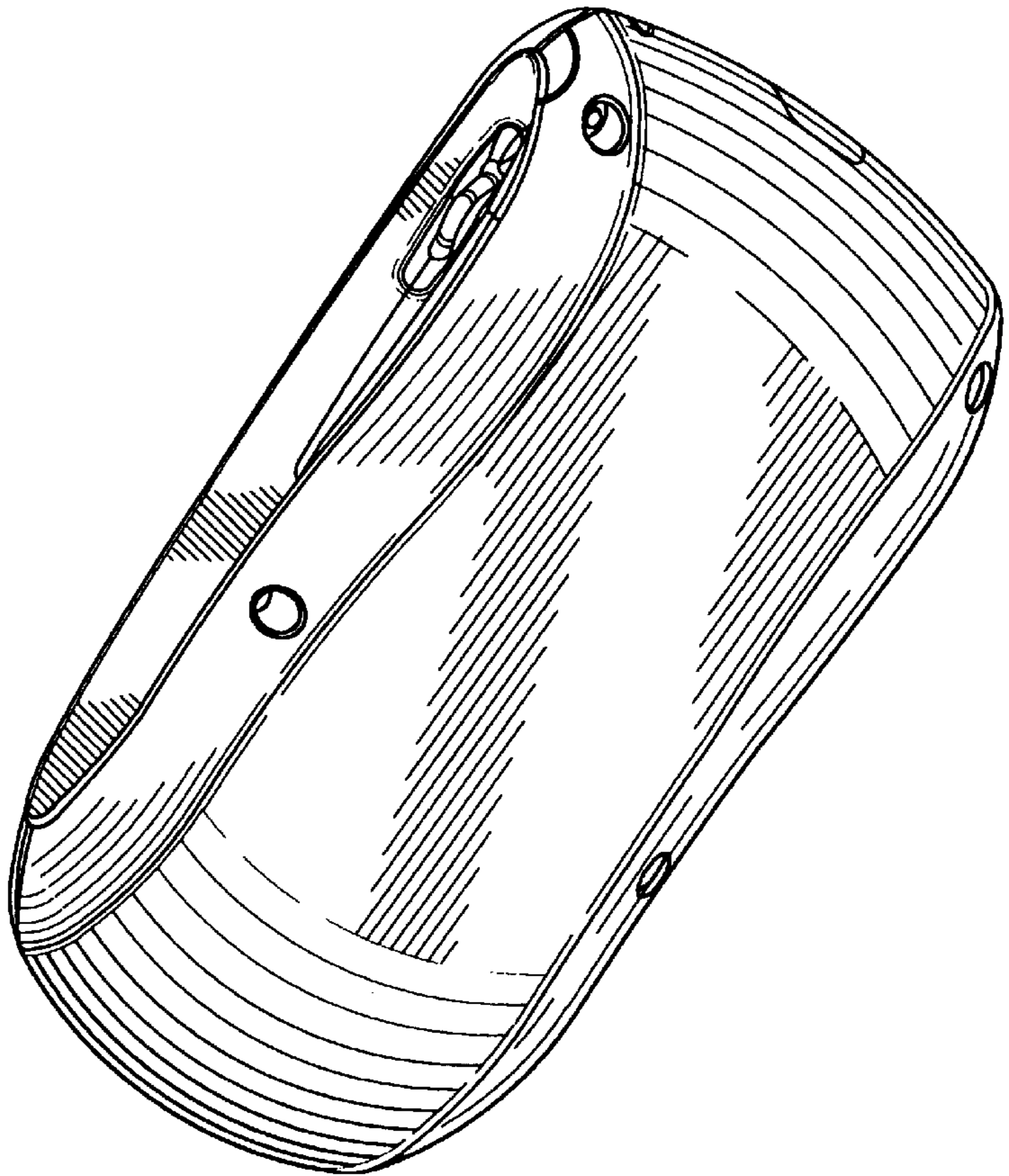

FIG. 7 is a rear perspective view thereof.

(56) **References Cited**

U.S. PATENT DOCUMENTS

D359,920 S * 7/1995 Sakamoto D10/65

1 Claim, 3 Drawing Sheets






FIG. 1

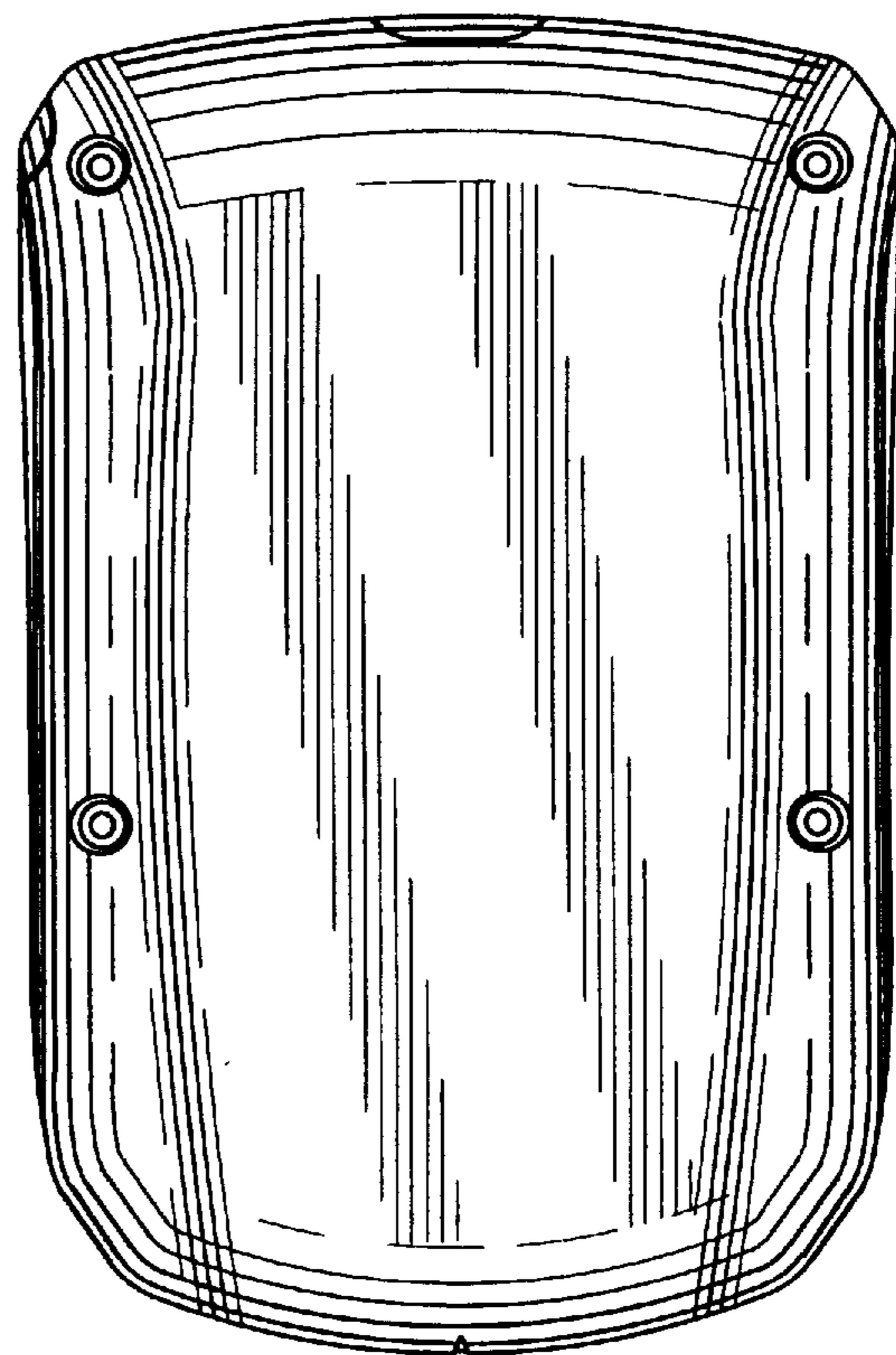


FIG. 2

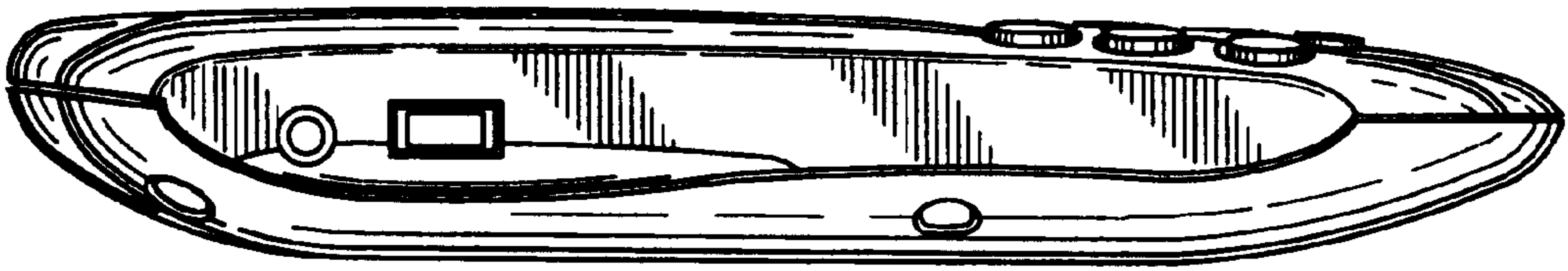


FIG. 3

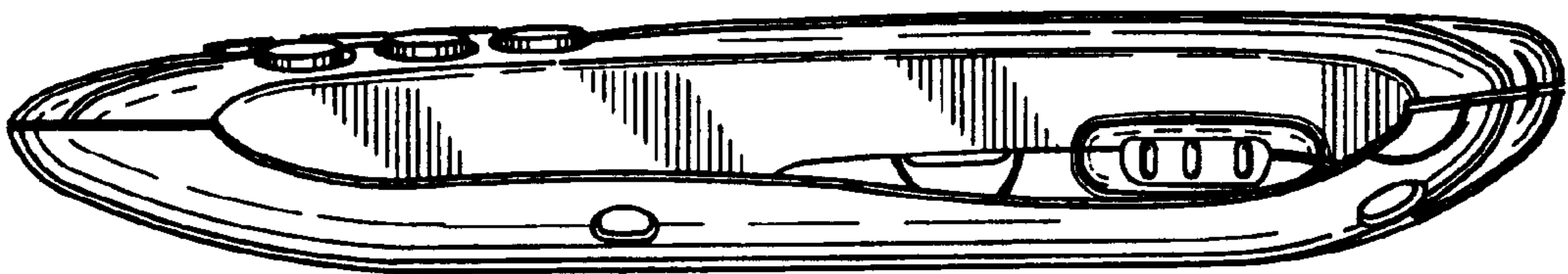


FIG. 4




FIG. 5




FIG. 6

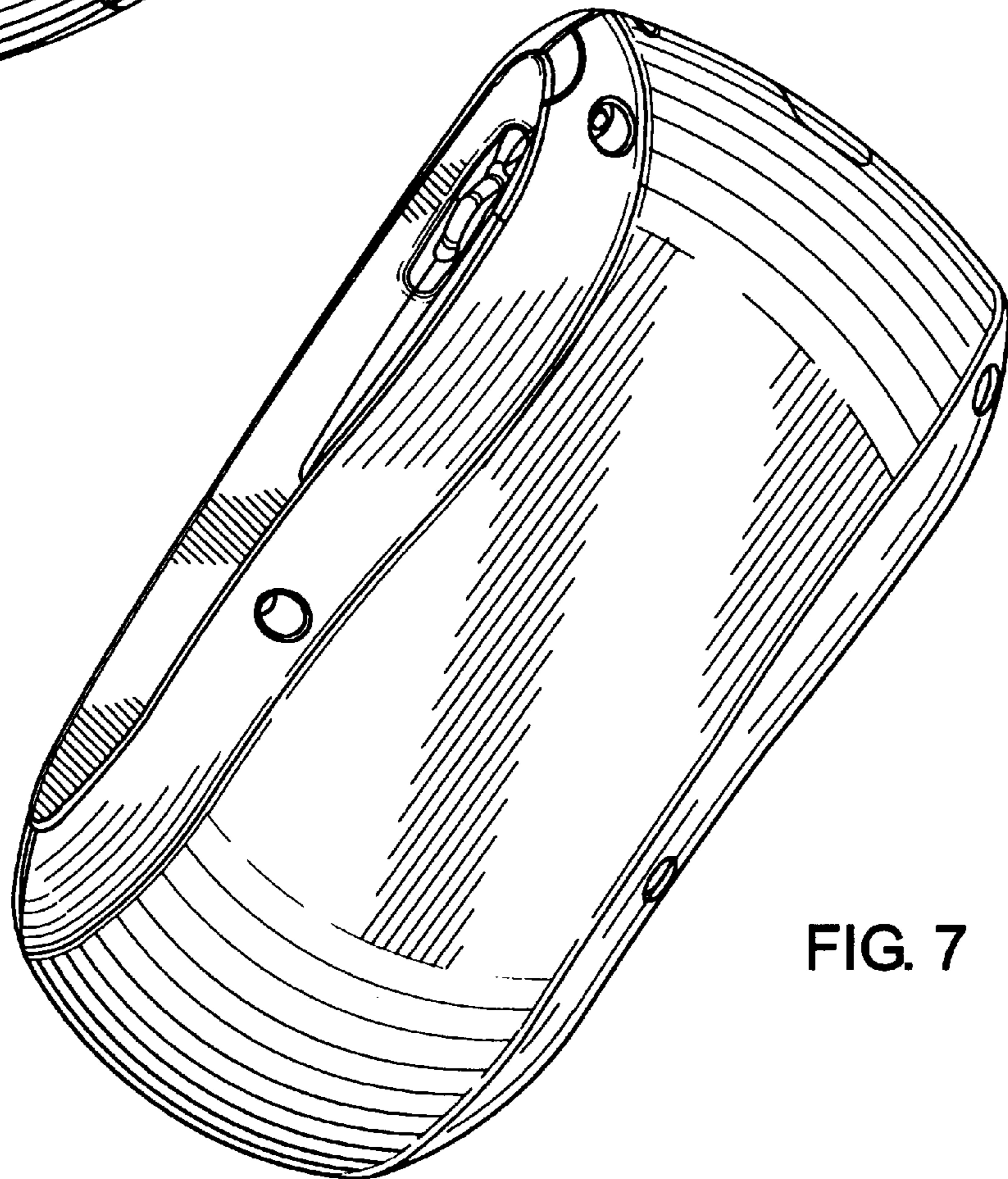


FIG. 7