



US00D461801S

(12) **United States Design Patent** (10) **Patent No.:** **US D461,801 S**  
**Nuovo** (45) **Date of Patent:** **\*\* Aug. 20, 2002**

(54) **KEYS FOR A HANDSET**

(75) Inventor: **Frank Nuovo**, Los Angeles, CA (US)

(73) Assignee: **Vertu Ltd.**, London (GB)

(\*\*) Term: **14 Years**

(21) Appl. No.: **29/150,685**

(22) Filed: **Nov. 27, 2001**

(51) **LOC (7) Cl.** ..... **14-03**

(52) **U.S. Cl.** ..... **D14/247**

(58) **Field of Search** ..... D14/137, 138,  
D14/218, 147-148, 247-249, 144, 455,  
456, 341-347, 338-340, 399, 426, 387,  
429, 453, 191; 379/433.01-433.13, 434,  
419, 420.01-420.04, 428.01-428.02, 440,  
368-370; 455/550-575, 90; D13/168; D18/2,  
7

D392,968 S	*	3/1998	Johansson	.....	D14/144
5,768,370 A	*	6/1998	Maatta et al.	.....	379/433
D402,653 S	*	12/1998	Nuovo et al.	.....	D14/138
D415,488 S	*	10/1999	Lee	.....	D14/138
D416,024 S	*	11/1999	Johansson et al.	.....	D14/247
D421,992 S	*	3/2000	Phillips et al.	.....	D14/247
D429,713 S	*	8/2000	Lytel	.....	D14/147
D430,151 S	*	8/2000	Frye et al.	.....	D14/247
D430,861 S	*	9/2000	Lytel	.....	D14/147
D432,529 S	*	10/2000	Kolinen	.....	D14/247
D439,230 S	*	3/2001	Braxton et al.	.....	D14/138
D441,745 S	*	5/2001	Yabusaki	.....	D14/247
D447,474 S	*	9/2001	Gartrell et al.	.....	D14/247
D447,475 S	*	9/2001	Arbisi et al.	.....	D14/247
D454,123 S	*	3/2002	Mujica	.....	D14/138
D455,738 S	*	4/2002	Kolinen	.....	D14/247
D456,391 S	*	4/2002	Kolinen	.....	D14/247
2002/0003482 A1	*	1/2002	Bestle	.....	341/22

\* cited by examiner

*Primary Examiner*—Jeffrey Asch

(56) **References Cited**

**U.S. PATENT DOCUMENTS**

D310,349 S	*	9/1990	Rowen	.....	D13/168
D334,015 S	*	3/1993	Paton et al.	.....	D14/138
D338,461 S	*	8/1993	Paton et al.	.....	D14/138
D348,666 S	*	7/1994	Taylor et al.	.....	D14/138
D364,620 S	*	11/1995	Prior et al.	.....	D14/147
D368,718 S	*	4/1996	Starck	.....	D14/218
D385,875 S	*	11/1997	Harris et al.	.....	D14/138
D388,784 S	*	1/1998	Phillips et al.	.....	D14/138
D390,509 S	*	2/1998	Antzinas et al.	.....	D14/138

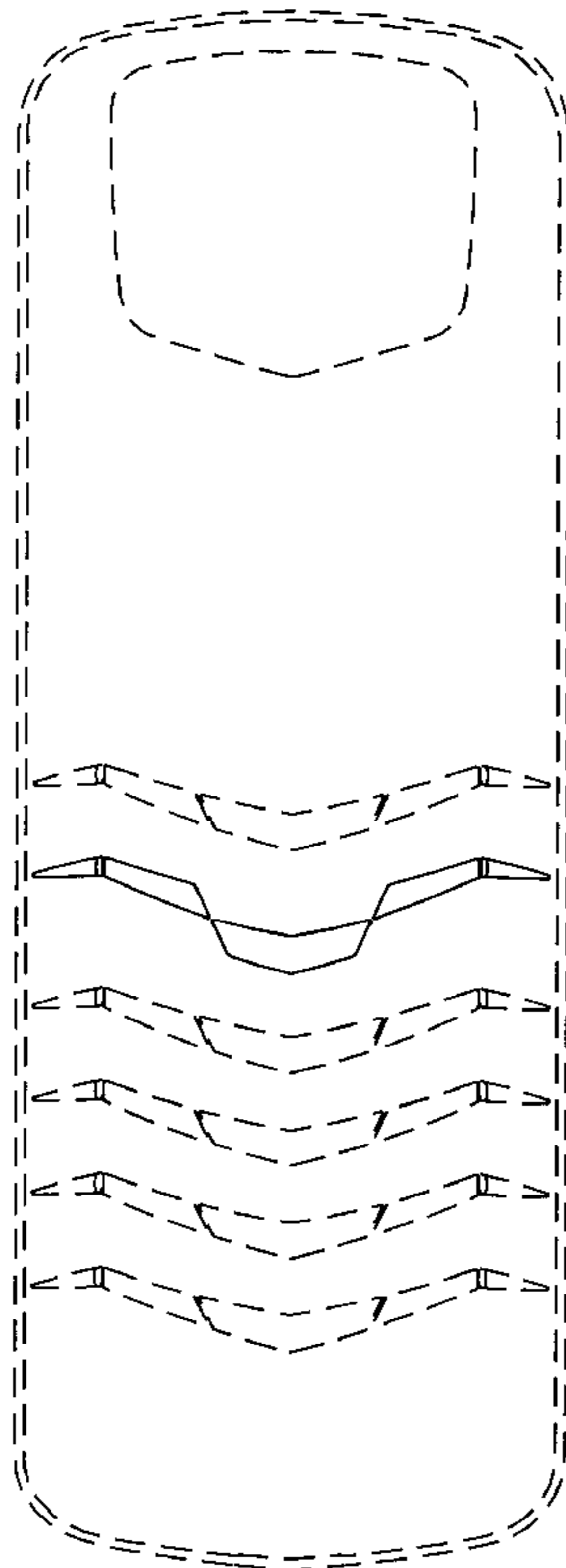
(57) **CLAIM**

I claim the ornamental design for the keys for a handset, as shown and described.

**DESCRIPTION**

FIG. 1 is a front view of the keys for a handset; and, FIG. 2 is a perspective front view thereof. The portion of the keys for a handset shown in broken lines is for illustrative purposes only and forms no part of the claimed design.

**1 Claim, 2 Drawing Sheets**



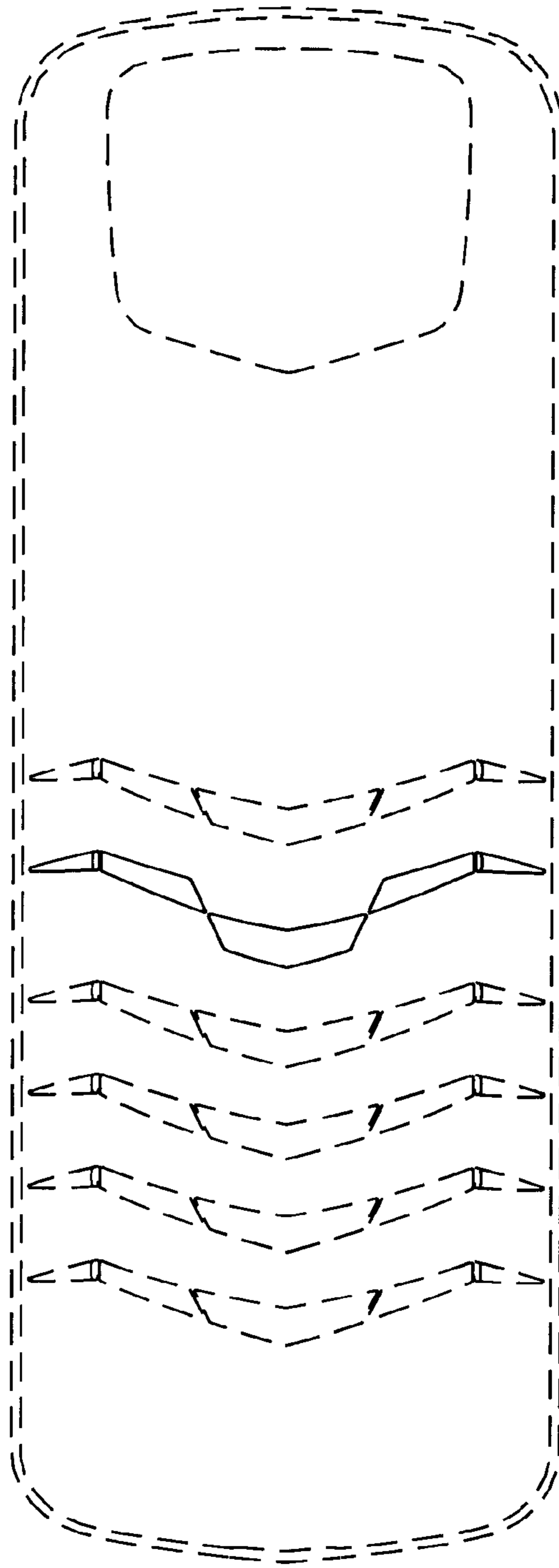


Fig. 1

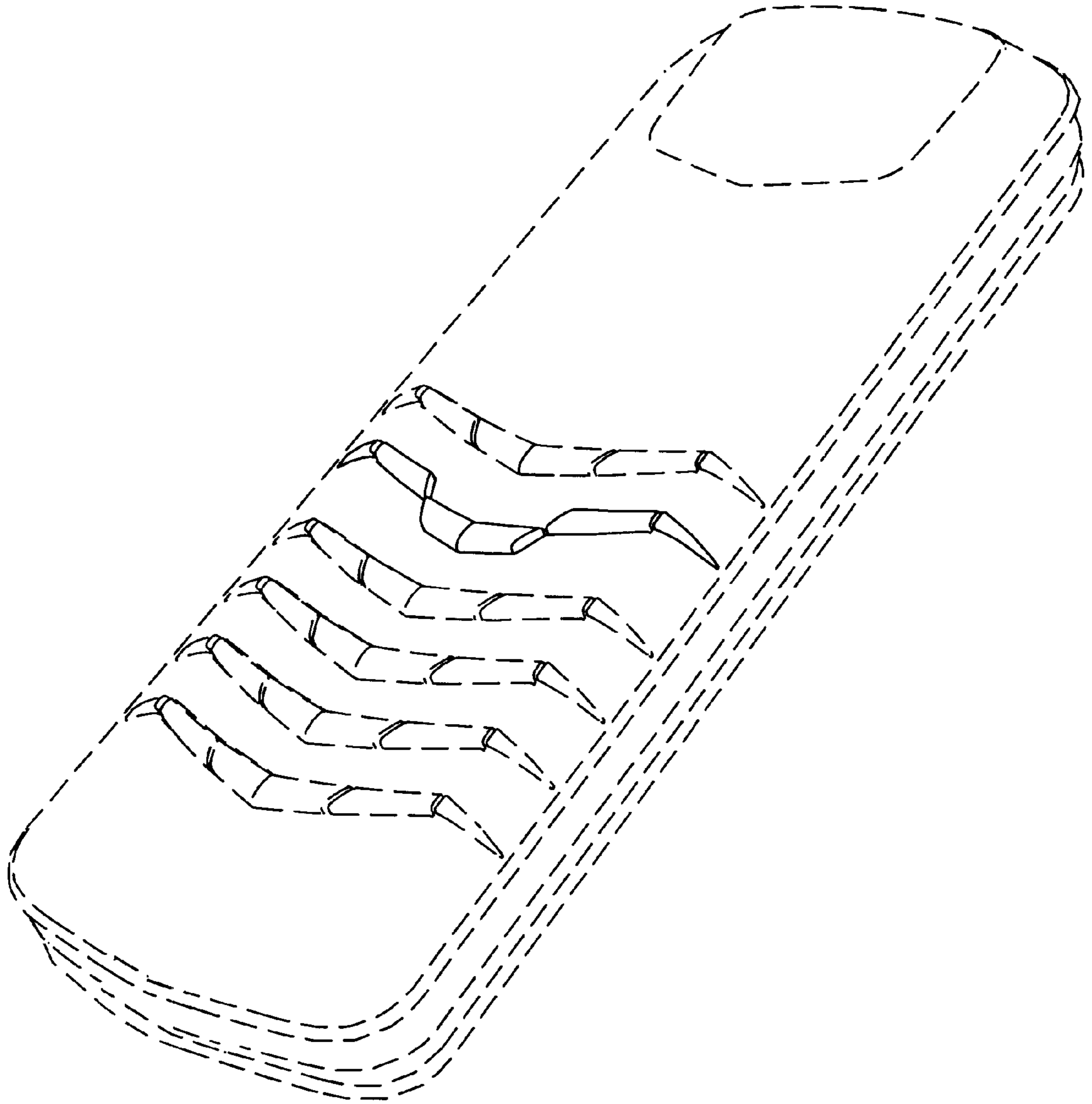


Fig. 2