



US00D461793S

(12) **United States Design Patent**
Brumitt et al.

(10) **Patent No.:** **US D461,793 S**

(45) **Date of Patent:** **** Aug. 20, 2002**

(54) **HANDS-FREE TELEPHONE COMMUNICATIONS COVER**

(75) Inventors: **Marcia Brumitt, Medford A. Dyer,**
both of San Diego; **Edward Springer,**
Chula Vista, all of CA (US)

(73) Assignee: **GN Jabra Corporation,** San Diego,
CA (US)

(**) Term: **14 Years**

(21) Appl. No.: **29/129,201**

(22) Filed: **Sep. 7, 2000**

(51) **LOC (7) Cl.** **14-01**

(52) **U.S. Cl.** **D14/223; D14/240**

(58) **Field of Search** **D14/137, 140,**
D14/138, 142, 147-148, 247-248, 341-347,
240, 205-206, 223; 379/433.01-433.13,
419, 428.01-428.02, 440, 420.03, 430;
455/550-575, 90; 381/375-378, 385, 374,
380, 381; 181/128, 137

(56) **References Cited**

U.S. PATENT DOCUMENTS

D135,674 S	*	5/1943	Williams et al.	D14/205
2,480,143 A	*	8/1949	Lanxner	343/814
3,440,365 A	*	4/1969	Bryant et al.	379/430
3,971,901 A	*	7/1976	Foley	379/430
RE30,662 E	*	6/1981	Foley	379/430
D289,288 S		4/1987	Muenschler et al.	D14/138

D289,289 S		4/1987	Wojcik et al.	D14/243
D297,009 S		8/1988	Grambush et al.	D14/64
D297,637 S		9/1988	Fai et al.	D14/150
D299,344 S		1/1989	Stevens	D14/249
D299,643 S	*	1/1989	Kubota	D14/225
D300,319 S		3/1989	Risskov et al.	D14/151
D305,759 S		1/1990	Balbuena	D14/147
D309,306 S		7/1990	Weiser et al.	D14/249
D318,053 S		7/1991	Ludeke et al.	D14/206
D328,070 S		7/1992	Seay	D14/138
D332,785 S		1/1993	Nagele et al.	D14/138
D333,305 S		2/1993	West	D14/223
D339,355 S		9/1993	Burris et al.	D14/249

(List continued on next page.)

Primary Examiner—Jeffrey Asch

(74) *Attorney, Agent, or Firm*—Lloyd W. Sadler

(57) **CLAIM**

The ornamental design for the hands-free telephone communications cover, as shown and described.

DESCRIPTION

FIG. 1 is a perspective view of the hands-free telephone communications cover.

FIG. 2 is front side elevation view thereof.

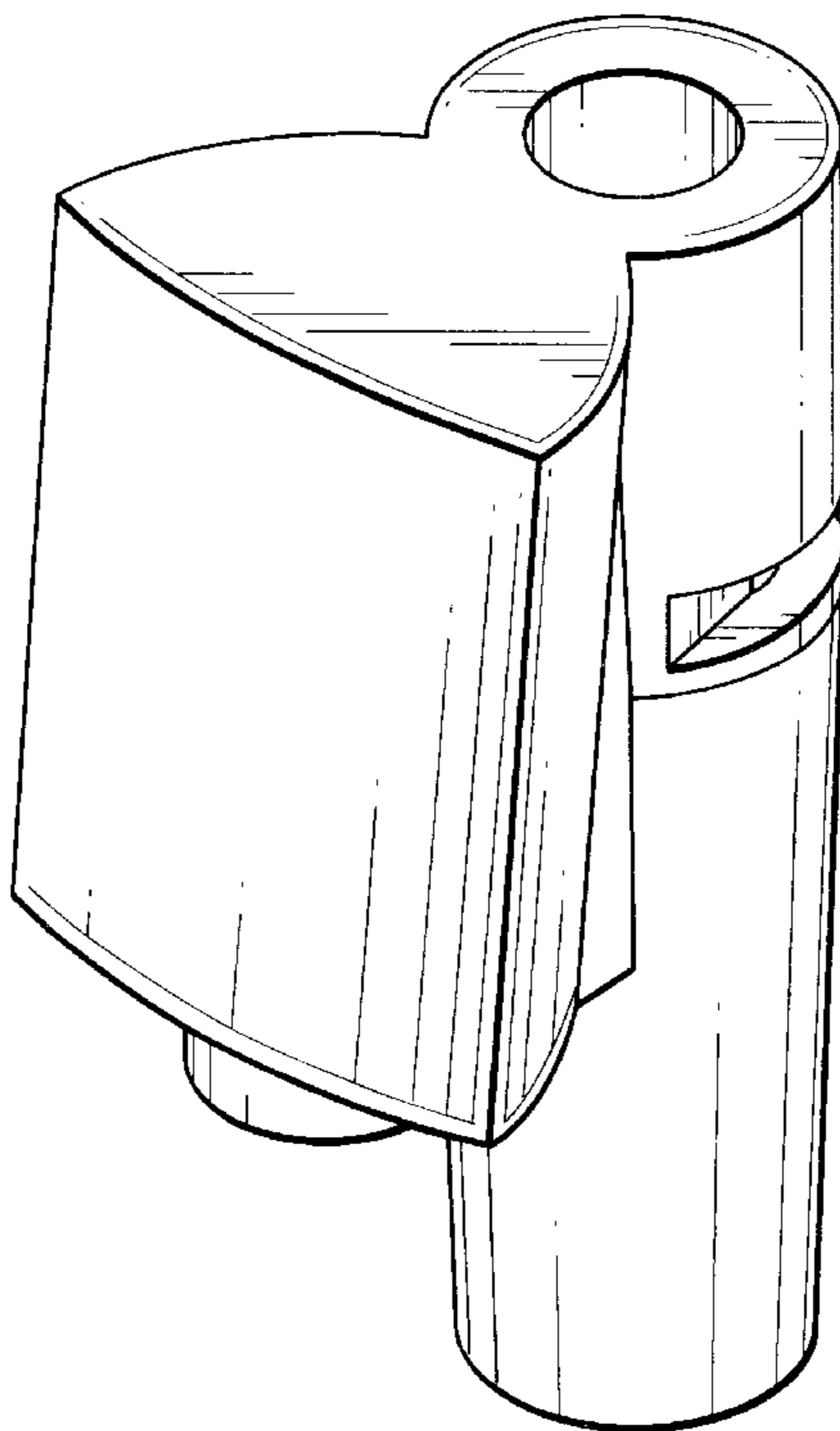
FIG. 3 is a rear side elevation view thereof.

FIG. 4 is a left side elevation view, the right side elevation view being the same as the left side elevation view thereof.

FIG. 5 is a top plan view thereof; and,

FIG. 6 is a bottom plan view thereof.

1 Claim, 2 Drawing Sheets



US D461,793 S

Page 2

U.S. PATENT DOCUMENTS

D346,380 S	4/1994	Fitzgerald	D14/138	D404,030 S	1/1999	Segan	D14/143
5,363,444 A *	11/1994	Norris	379/430	D405,786 S	2/1999	Leifer	D14/142
5,373,555 A *	12/1994	Norris et al.	379/430	D407,089 S	3/1999	Norin	D14/206
D361,066 S	8/1995	Langhorn et al.	D14/142	D408,816 S	4/1999	Richez	D14/148
5,438,626 A *	8/1995	Neuman et al.	381/183	D411,538 S	6/1999	Fitzgerald	D14/142
5,448,637 A *	9/1995	Yamaguchi et al.	379/430	D411,540 S *	6/1999	Mavrakis et al.	D14/223
D364,617 S	11/1995	Fitzgerald	D14/142	D414,488 S	9/1999	Fitzgerald	D14/142
D371,133 S	6/1996	Andrea	D14/206	D420,010 S	2/2000	Pitel	D14/240
D373,127 S	8/1996	Godee et al.	D14/248	D421,755 S	3/2000	Pitel	D14/240
D375,500 S *	11/1996	Bungardt et al.	D14/223	D424,054 S	5/2000	Fitzgerald	D14/142
D377,020 S	12/1996	Bungardt et al.	D14/205	D425,888 S	5/2000	Fitzgerald	D14/142
D381,336 S	7/1997	Bungardt et al.	D14/205	6,084,976 A *	7/2000	Lin	381/380
D384,958 S *	10/1997	Shudo	D14/206	D429,229 S	8/2000	Fitzgerald	D14/142
D391,953 S	3/1998	Copeland et al.	D14/137	D431,030 S *	9/2000	Yoon	D14/142
D394,058 S	5/1998	Fitzgerald	D14/142	D431,553 S *	10/2000	Suzuki	D14/223
D395,893 S *	7/1998	Hern et al.	D14/227	D441,739 S *	5/2001	Hayes et al.	D14/223
5,781,638 A *	7/1998	Hosaka et al.	381/322	D442,946 S *	5/2001	Pohl et al.	D14/225
5,812,659 A *	9/1998	Mauney et al.	379/430					

* cited by examiner




Fig. 1

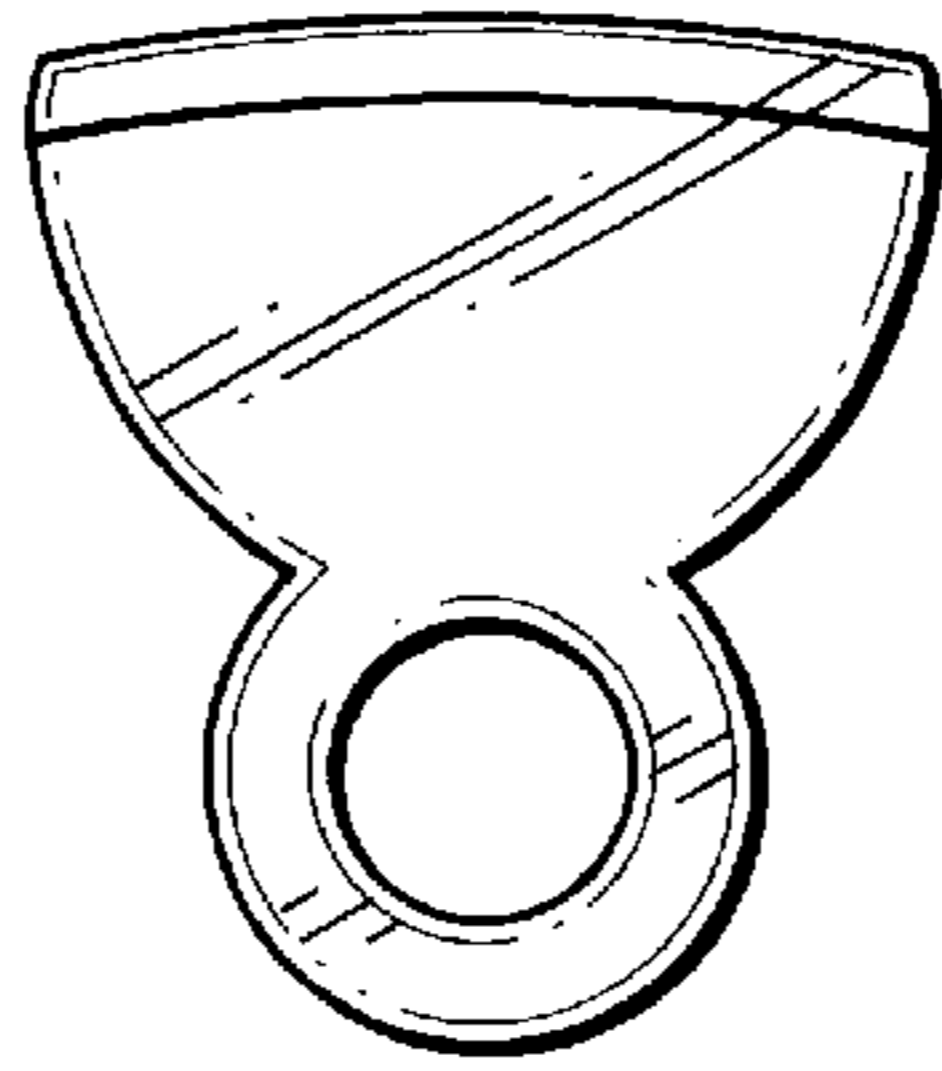


Fig. 5

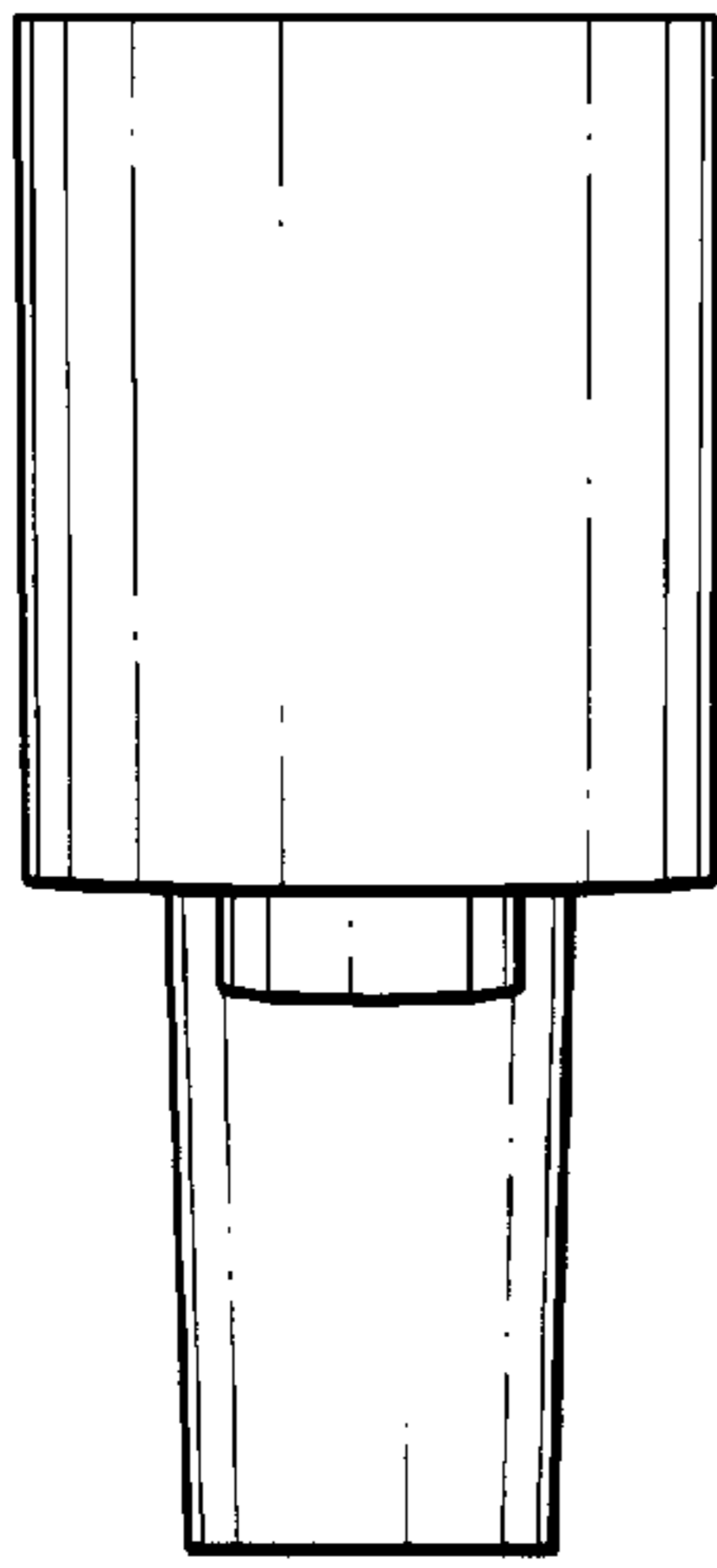


Fig. 2




Fig. 3

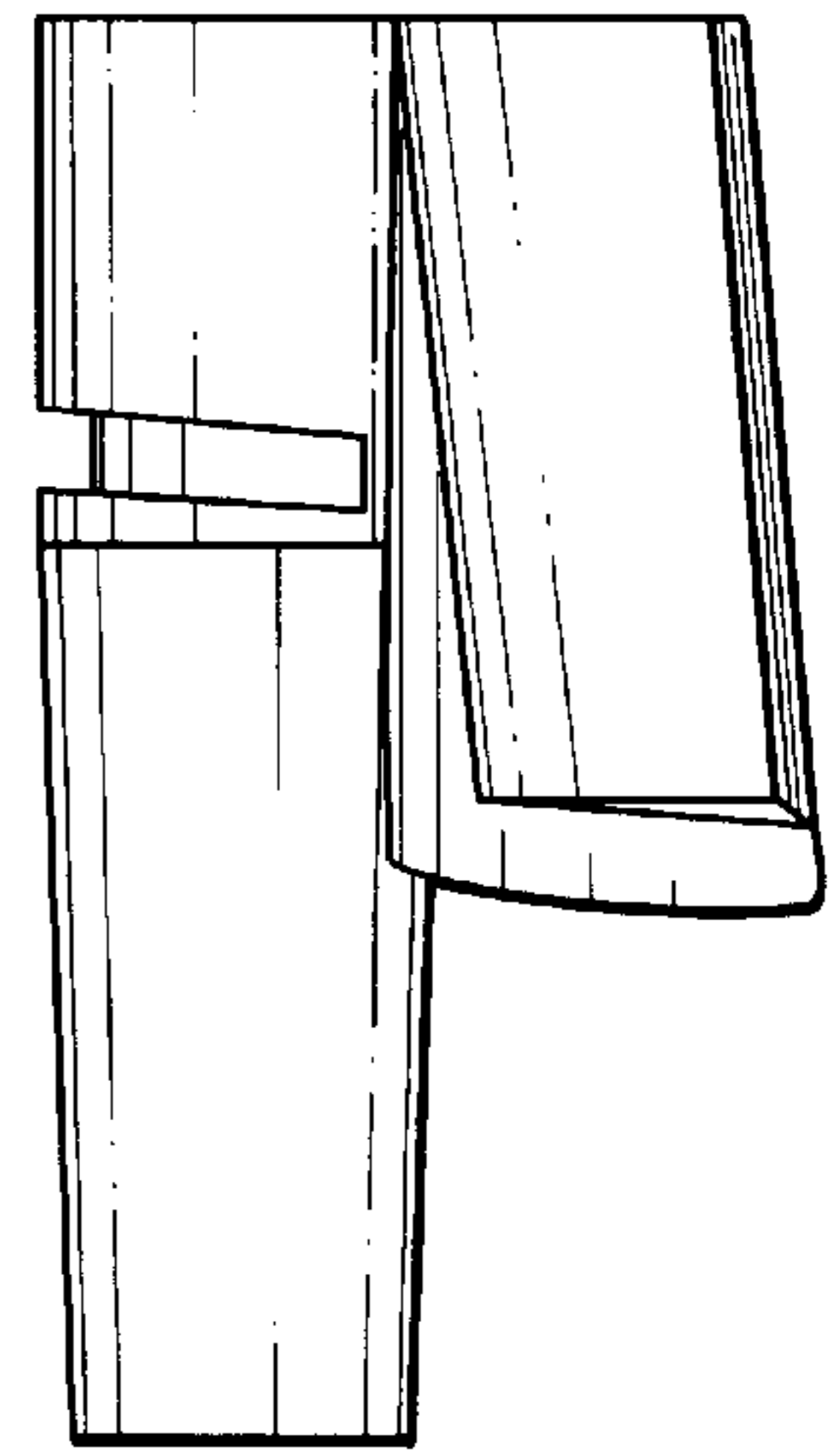


Fig. 4

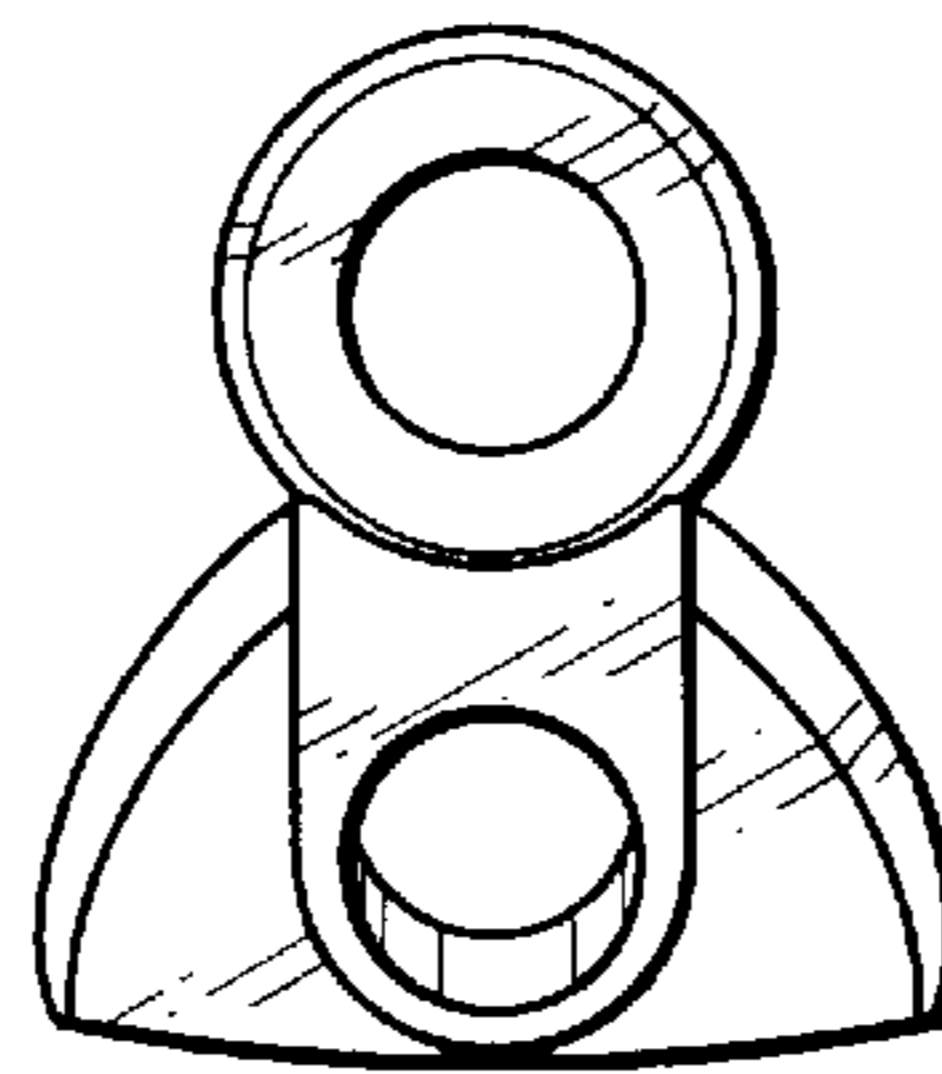


Fig. 6