



US00D461763S

(12) **United States Design Patent**  
**Kuramochi et al.**

(10) **Patent No.: US D461,763 S**

(45) **Date of Patent: \*\* Aug. 20, 2002**

(54) **AUTOMOBILE TIRE**

(75) Inventors: **Izumi Kuramochi; Hiroshi Tokizaki,**  
both of Tokyo; **Hiroyoshi Hibino,**  
Kanagawa; **Koji Watanabe,** Kanagawa;  
**Manami Sagara,** Kanagawa, all of (JP)

(73) Assignee: **The Yokohama Rubber Co., Ltd.,**  
Tokyo (JP)

(\*\*) Term: **14 Years**

(21) Appl. No.: **29/149,320**

(22) Filed: **Oct. 10, 2001**

(51) **LOC (7) Cl. .... 12-15**

(52) **U.S. Cl. .... D12/556**

(58) **Field of Search .... D12/505, 519,**  
D12/520, 521, 522, 523, 551, 552, 553,  
554, 555, 556, 586, 587, 588, 589, 590,  
591; 152/209.1, 209.8, 209.9, 209.13, 209.18,  
209.25, 209.28, 455

(56) **References Cited**

**U.S. PATENT DOCUMENTS**

5,158,626	A	*	10/1992	Himuro	.....	152/209.28
5,188,684	A	*	2/1993	Himuro	.....	152/209.15
D340,211	S	*	10/1993	Himuro et al.	.....	D12/556
D341,111	S	*	11/1993	Himuro et al.	.....	D12/556
5,421,389	A	*	6/1995	Favre et al.	.....	152/209.28

5,435,364	A	*	7/1995	Hasegawa et al.	.....	152/209.18
D407,676	S	*	4/1999	Morishita et al.	.....	D12/556
D416,836	S	*	11/1999	Himuro	.....	D12/556

**OTHER PUBLICATIONS**

Avon CR228D Tire, 2000 Tread Design Guide, Jan. 2000, p. 14. 3/1.\*

\* cited by examiner

*Primary Examiner*—Robert M. Spear

(74) *Attorney, Agent, or Firm*—Rader, Fishman & Grauer, PLLC

(57) **CLAIM**

The ornamental design for an automobile tire, as shown and described.

**DESCRIPTION**

FIG. 1 is a front view of an automobile tire, showing the new design, the top plan view and the bottom plan view appearing the same as the front view;

FIG. 2 is a rear view of the automobile tire;

FIG. 3 is a right side view of the automobile tire;

FIG. 4 is a left side view of the automobile tire;

FIG. 5 is a fragmentary front view, showing in enlargement the portion of 5—5 in FIG. 1; and,

FIG. 6 is a sectional view thereof, taken on line 6—6 and in the direction of arrows in FIG. 5.

**1 Claim, 3 Drawing Sheets**

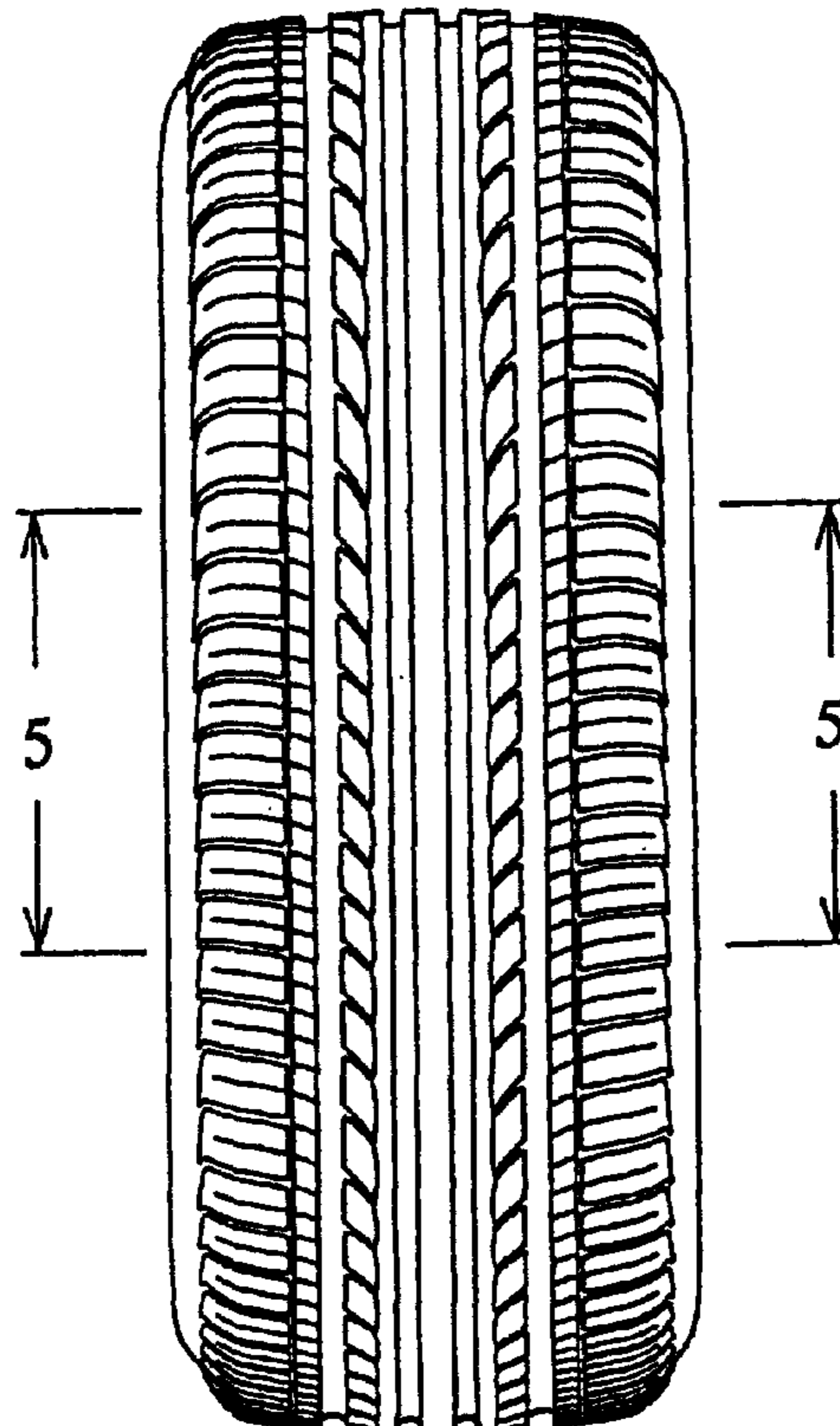


FIG. 1

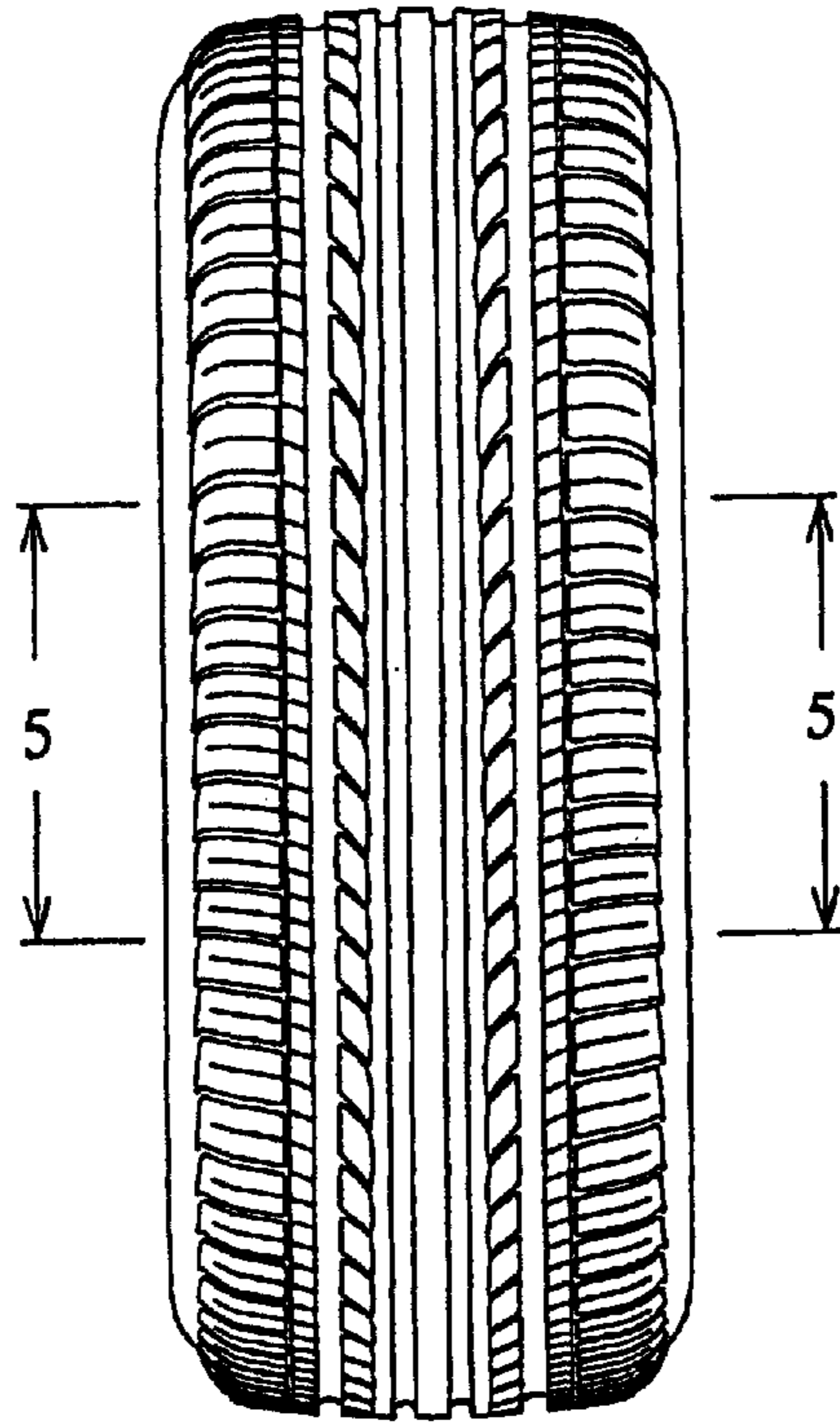


FIG. 2

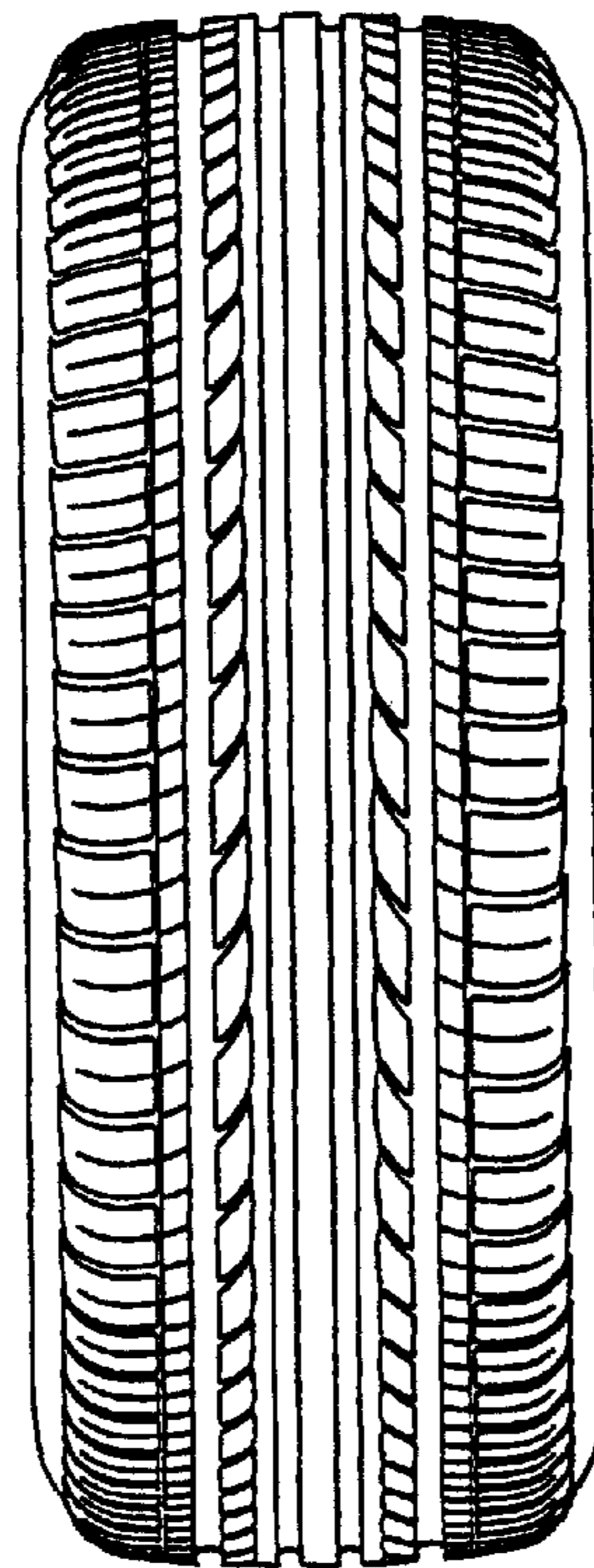


FIG. 3

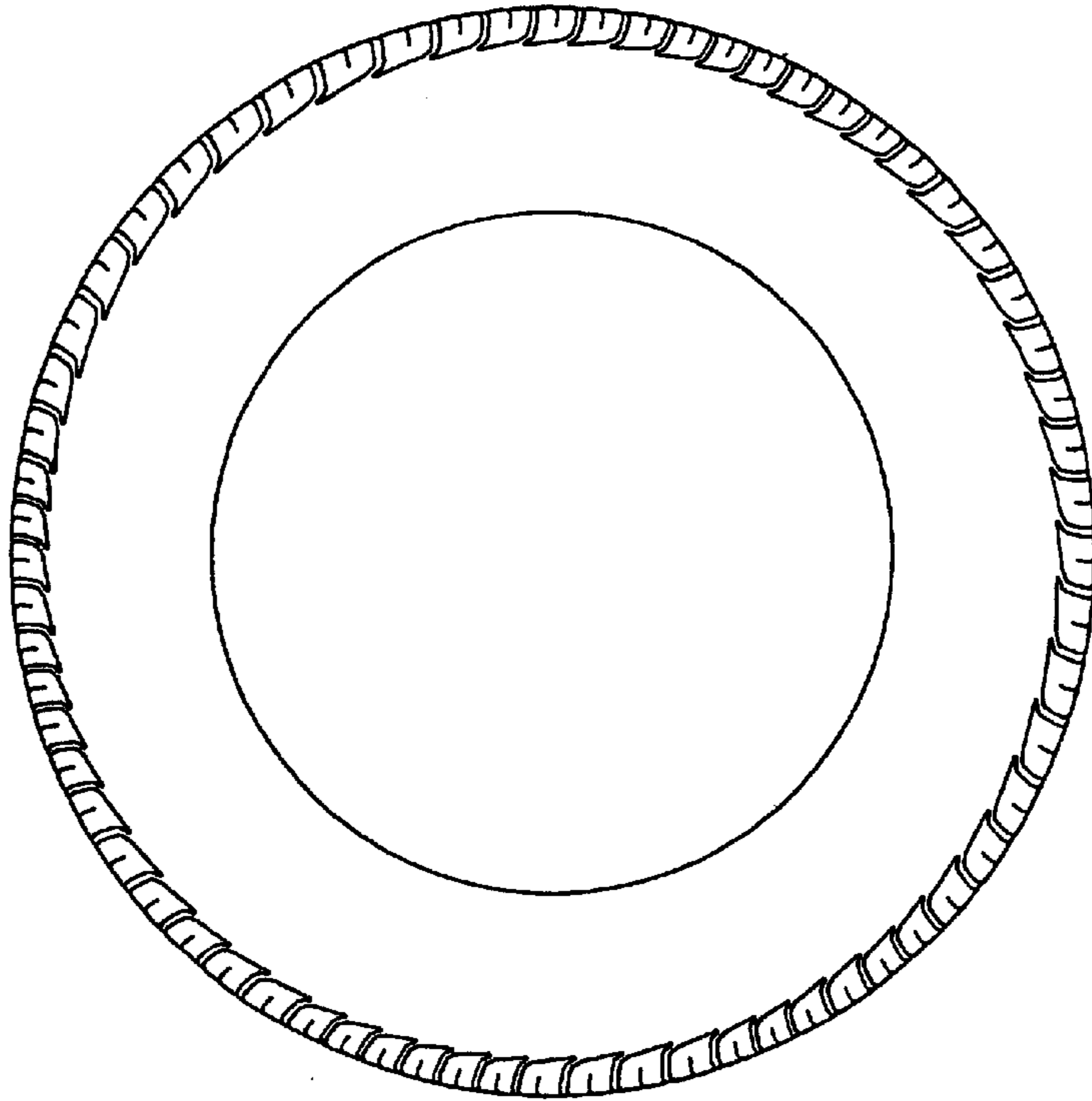


FIG. 4

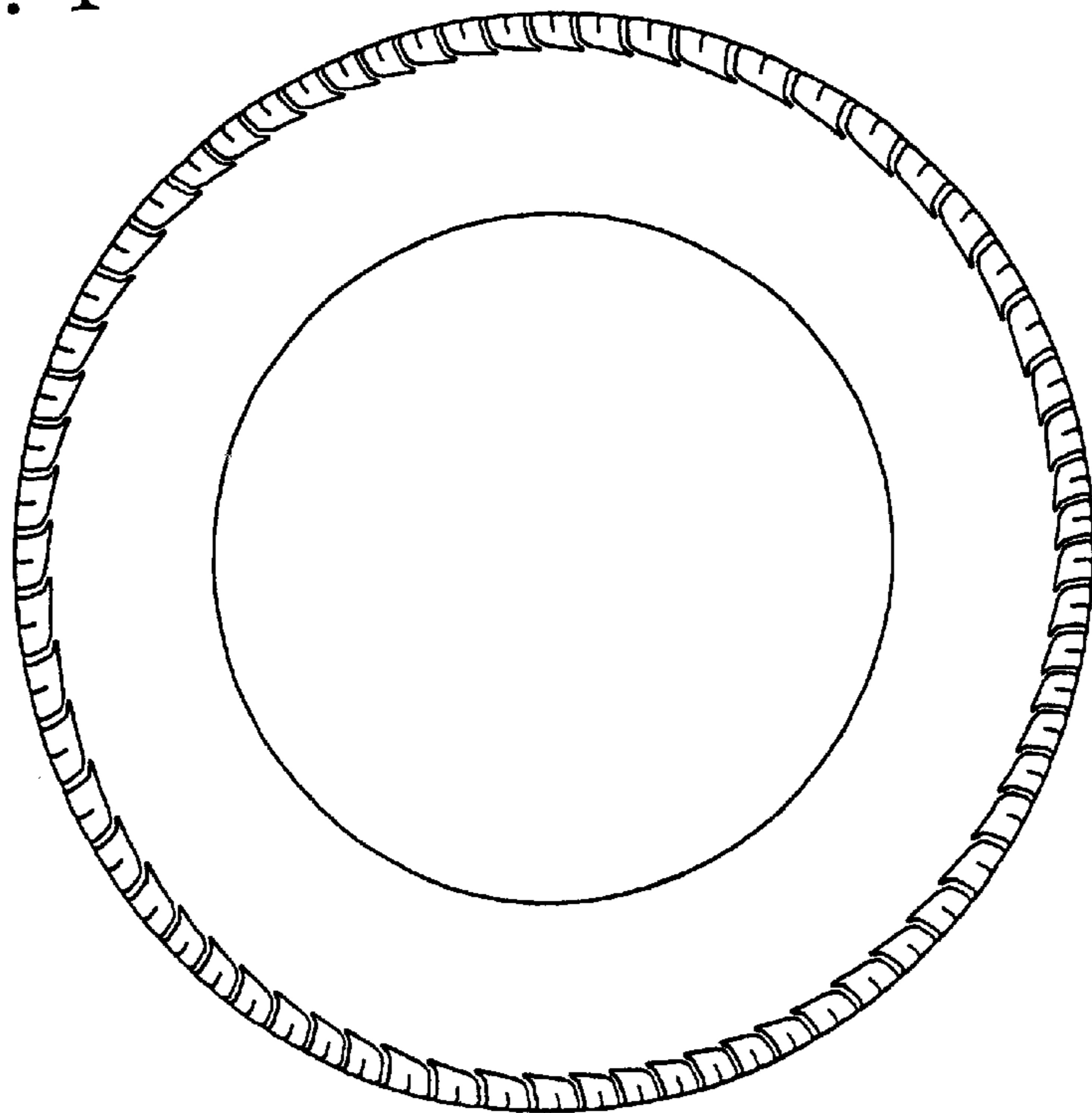


FIG. 5

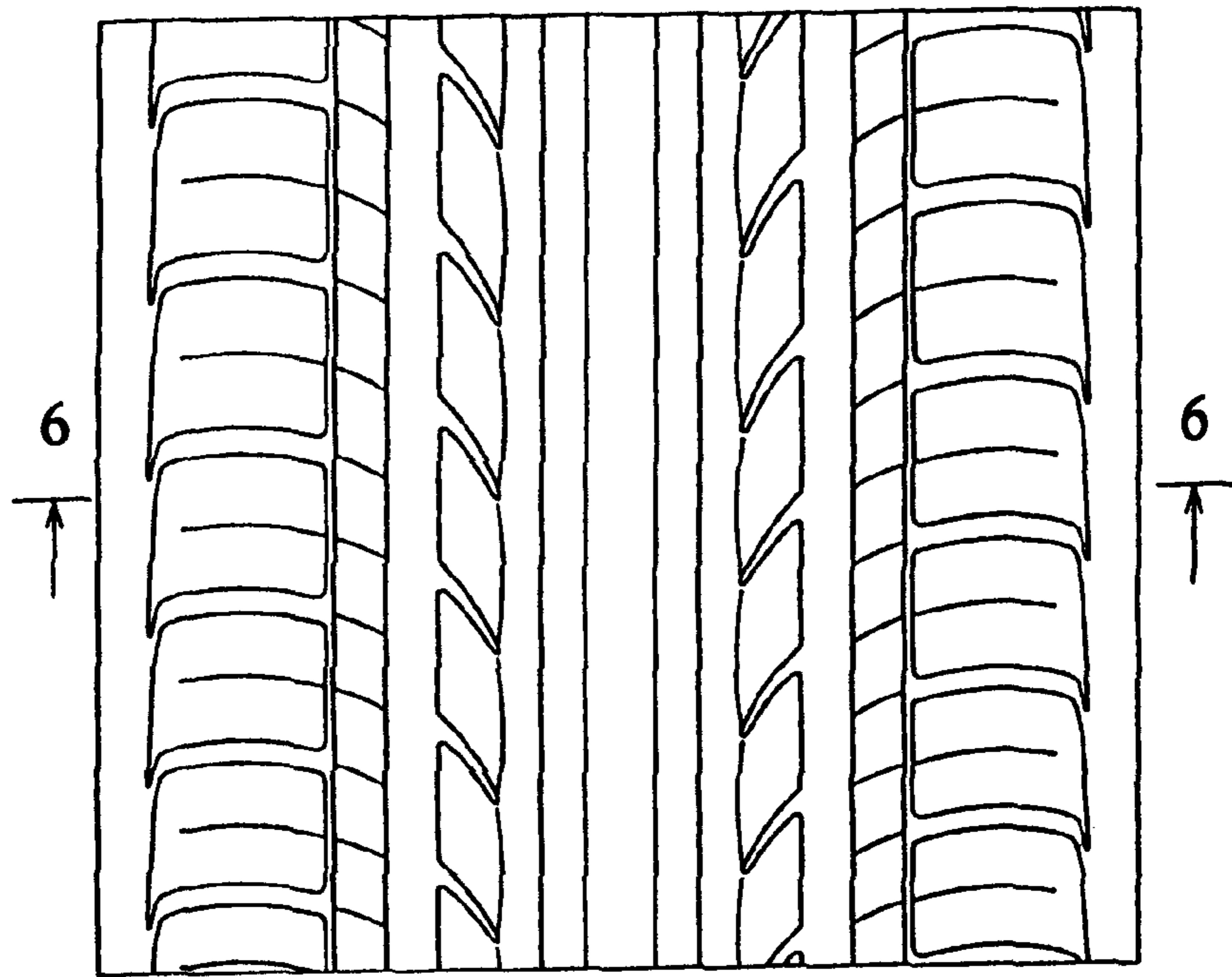


FIG. 6

