



US00D461758S

(12) **United States Design Patent**
Takechi

(10) **Patent No.:** **US D461,758 S**

(45) **Date of Patent:** **** Aug. 20, 2002**

(54) **VEHICLE WHEEL**

(75) Inventor: **Toshinori Takechi, Matsuyama (JP)**

(73) Assignee: **Takechi Project Co., Ltd. (JP)**

(**) Term: **14 Years**

(21) Appl. No.: **29/150,362**

(22) Filed: **Nov. 16, 2001**

(30) **Foreign Application Priority Data**

May 21, 2001 (JP) 2001-014437

(51) **LOC (7) Cl.** **12-16**

(52) **U.S. Cl.** **D12/211**

(58) **Field of Search** **D12/204-211;**
301/37.1, 64.1, 65

(56) **References Cited**

U.S. PATENT DOCUMENTS

D218,815 S * 9/1970 Powell D12/211
D407,055 S * 3/1999 Kelley D12/209

D430,844 S * 9/2000 Noriega D12/211
D435,822 S * 1/2001 Neeper D12/209
D435,823 S * 1/2001 Fitzgerald D12/211
D437,278 S * 2/2001 Sulahian D12/211
D445,392 S * 7/2001 Chung D12/211

* cited by examiner

Primary Examiner—Stacia Cadmus

(74) *Attorney, Agent, or Firm*—Saidman DesignLaw Group

(57) **CLAIM**

The ornamental design for a vehicle wheel, as shown and described.

DESCRIPTION

FIG. 1 is a perspective view of a vehicle wheel showing my new design;
FIG. 2 is a front elevational view thereof;
FIG. 3 is a right side elevational view thereof, the left side elevational view being a mirror image;
FIG. 4 is a top plan view thereof; and,
FIG. 5 is a bottom plan view thereof.

1 Claim, 3 Drawing Sheets




Fig.1



Fig.2




Fig.3




Fig.4




Fig. 5

