



US00D461755S

(12) **United States Design Patent**
Kataoka

(10) **Patent No.:** **US D461,755 S**

(45) **Date of Patent:** **** Aug. 20, 2002**

(54) **AUTOMOTIVE WHEEL**

(75) **Inventor:** **Tatsuya Kataoka, Ota Gunma (JP)**

(73) **Assignee:** **Y. Kataoka Corp., Torrance, CA (US)**

(**) **Term:** **14 Years**

(21) **Appl. No.:** **29/149,751**

(22) **Filed:** **Oct. 18, 2001**

(51) **LOC (7) Cl.** **12-16**

(52) **U.S. Cl.** **D12/209**

(58) **Field of Search** **D12/204-211;**
301/37.1, 64.1, 65

(56) **References Cited**

U.S. PATENT DOCUMENTS

D371,533 S	7/1996	Castiglione	D12/209
D372,698 S	* 8/1996	Mantua	D12/209
D414,154 S	* 9/1999	Carter	D12/209
D416,846 S	* 11/1999	Melegari et al.	D12/209
D419,513 S	* 1/2000	Hartanto	D12/209
D419,517 S	* 1/2000	Sacco et al.	D12/211
D431,517 S	* 10/2000	Donikoglu	D12/209
D433,375 S	* 11/2000	Fitzgerald	D12/209

D436,340 S	* 1/2001	Kaucher	D12/209
D442,134 S	* 5/2001	Chung	D12/209
D442,535 S	* 5/2001	Lotson	D12/209
D448,711 S	* 10/2001	Pusdesris	D12/209
D448,713 S	* 10/2001	Ong	D12/209
D451,875 S	* 12/2001	Arellano	D12/209

* cited by examiner

Primary Examiner—Stacia Cadmus

(74) *Attorney, Agent, or Firm*—G. Donald Weber, Jr.

(57) **CLAIM**

The ornamental design for an automotive wheel, as shown and described.

DESCRIPTION

FIG. 1 is a perspective view of an automotive wheel showing my new design;
FIG. 2 is a front elevational view thereof;
FIG. 3 is a perspective view of a second embodiment of an automotive wheel showing my new design; and,
FIG. 4 is a front elevational view of FIG. 3.
The broken line showing of environment is for illustrative purposes only and forms no part of the claimed design.

1 Claim, 2 Drawing Sheets




Fig. 1

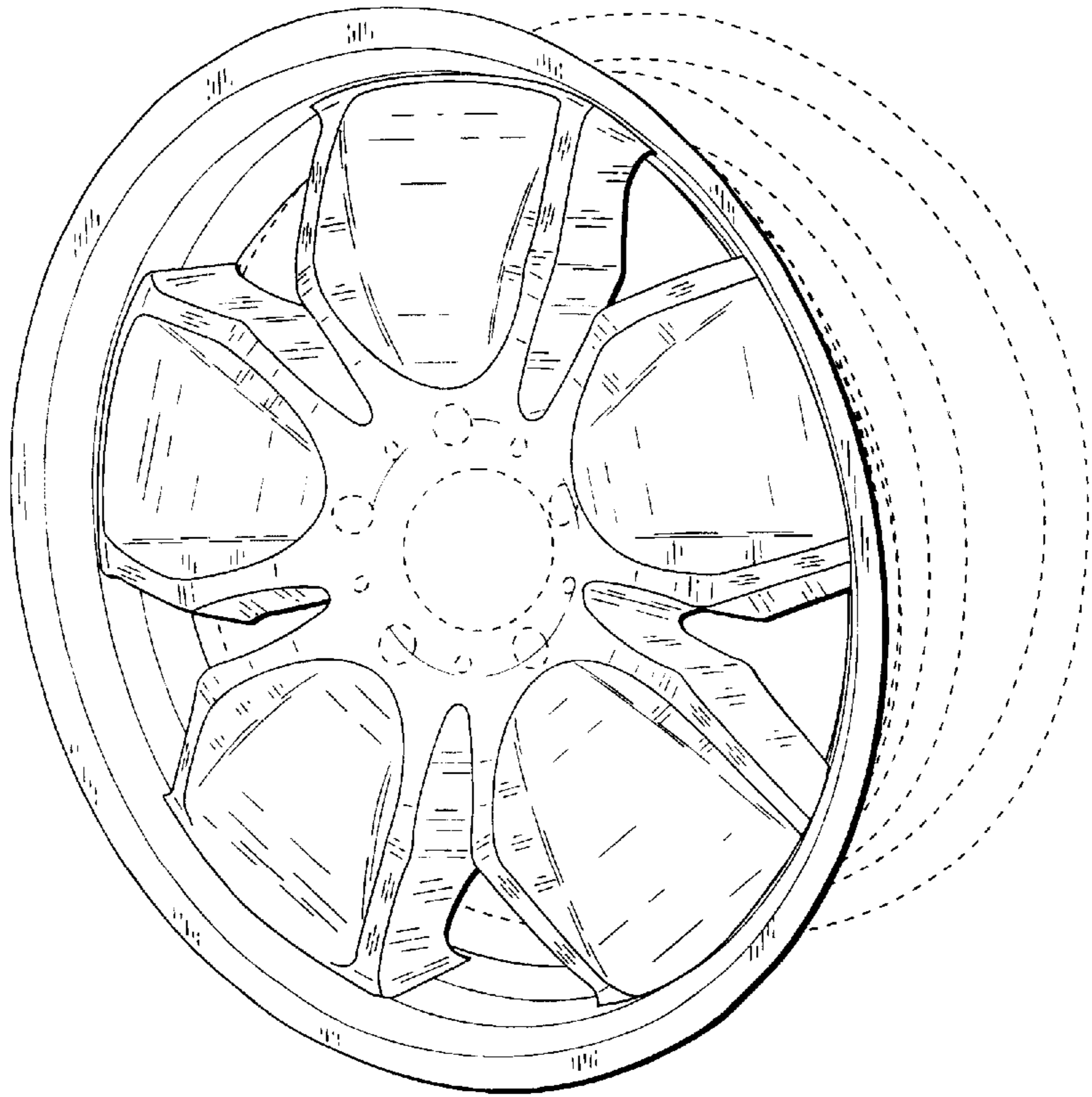


Fig. 2




Fig. 3

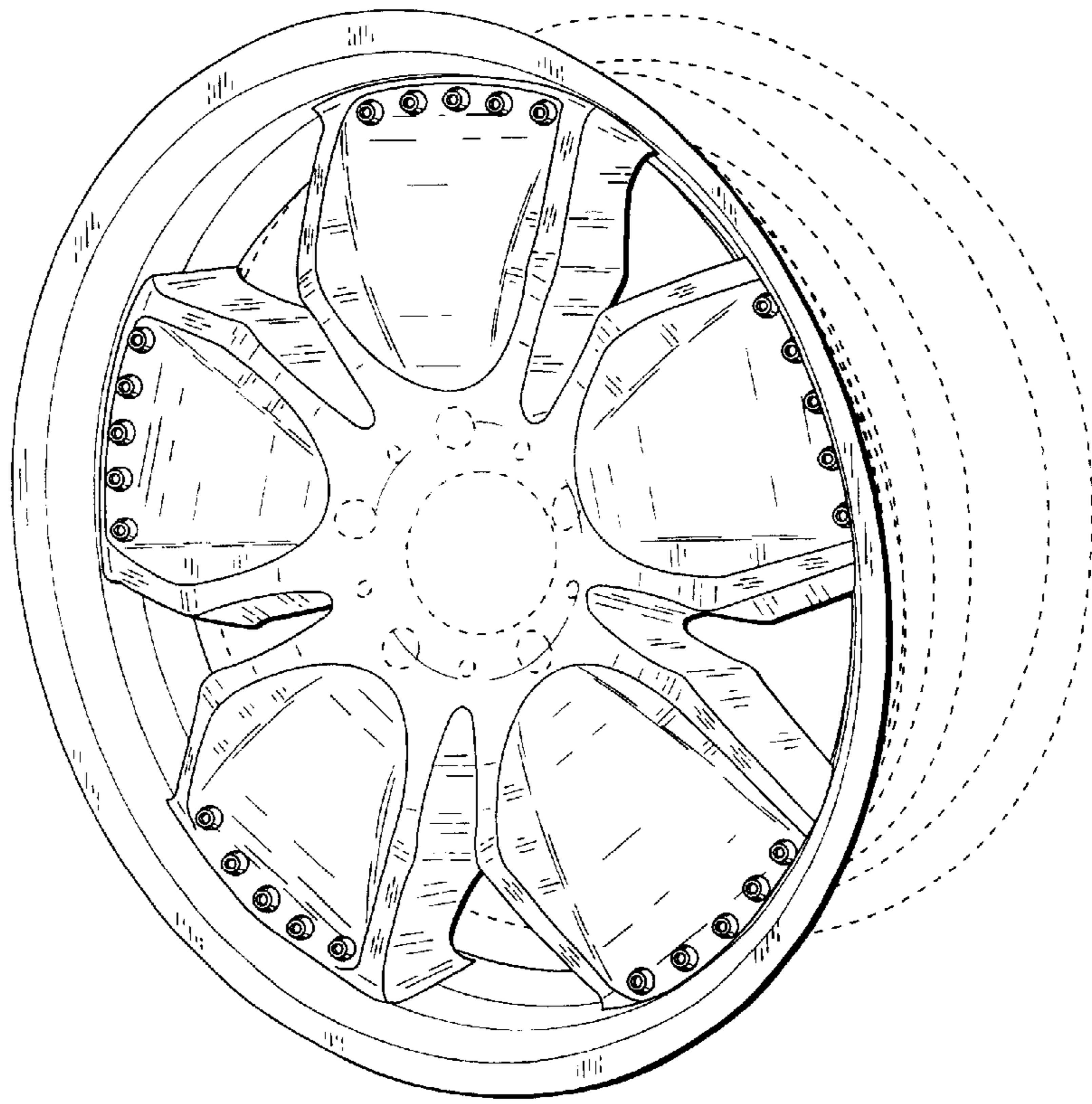


Fig. 4

