



US00D461754S

(12) **United States Design Patent**  
**Hoshino**

(10) **Patent No.:** **US D461,754 S**

(45) **Date of Patent:** **\*\* Aug. 20, 2002**

(54) **WHEEL FOR MOTOR VEHICLE**  
(75) Inventor: **Tadao Hoshino**, Aki-gun (JP)  
(73) Assignee: **Mazda Motor Corporation**,  
Hiroshima-ken (JP)  
(\*\*) Term: **14 Years**

D421,590 S \* 3/2000 Sacco et al. .... D12/209  
D428,592 S \* 7/2000 Melegari et al. .... D12/209  
D430,524 S \* 9/2000 Noriega ..... D12/209  
D432,069 S \* 10/2000 Chung ..... D12/209  
D432,479 S \* 10/2000 Lee et al. .... D12/209  
D433,375 S \* 11/2000 Fitzgerald ..... D12/209  
D442,905 S \* 5/2001 Herrera ..... D12/209  
D446,761 S \* 8/2001 Kulla ..... D12/209

(21) Appl. No.: **29/117,404**  
(22) Filed: **Jan. 27, 2000**  
(30) **Foreign Application Priority Data**  
Sep. 14, 1999 (JP) ..... 11-24823  
(51) **LOC (7) Cl.** ..... **12-16**  
(52) **U.S. Cl.** ..... **D12/209**  
(58) **Field of Search** ..... D12/204-211;  
301/37.1, 64.1, 65

**FOREIGN PATENT DOCUMENTS**

DE M 94 01 753 11/1995  
DE M 97 01 497 6/1997  
DE M49808852 6/1999  
JP 1004564 3/1998  
WO DM/044570 7/1998

\* cited by examiner

*Primary Examiner*—Stacia Cadmus

(74) *Attorney, Agent, or Firm*—Nixon Peabody LLP;  
Donald R. Studebaker

(56) **References Cited**  
**U.S. PATENT DOCUMENTS**  
D204,669 S \* 5/1966 Goodwin ..... D12/209  
D206,709 S \* 1/1967 Reid ..... D12/209  
D329,416 S \* 9/1992 Braungart et al. .... D12/209  
D350,523 S \* 9/1994 Mobius ..... D12/209  
D351,581 S \* 10/1994 Chung ..... D12/209  
D375,286 S \* 11/1996 Abbott ..... D12/209  
D389,112 S \* 1/1998 Chung ..... D12/209  
D391,913 S \* 3/1998 Chung ..... D12/209  
D402,252 S \* 12/1998 Kulla ..... D12/211  
D403,291 S \* 12/1998 Cullen ..... D12/211  
D409,967 S \* 5/1999 Chung ..... D12/209  
D412,693 S \* 8/1999 Kulla ..... D12/211  
D414,156 S \* 9/1999 Gilles ..... D12/211  
D416,846 S \* 11/1999 Melegari et al. .... D12/209  
D419,517 S \* 1/2000 Sacco et al. .... D12/211  
D419,941 S \* 2/2000 Chung ..... D12/209

(57) **CLAIM**  
The ornamental design for a wheel for motor vehicle, as shown and described.

**DESCRIPTION**

FIG. 1 is a front perspective view of a wheel for motor vehicle;  
FIG. 2 is a rear perspective view thereof;  
FIG. 3 is a front view thereof;  
FIG. 4 is a rear view thereof;  
FIG. 5 is a left side view thereof;  
FIG. 6 is a right side view thereof;  
FIG. 7 is a top view thereof; and,  
FIG. 8 is a bottom view thereof.

**1 Claim, 4 Drawing Sheets**





Fig. 1




Fig. 2






Fig. 3



Fig. 4






Fig. 5




Fig. 6






Fig. 7




Fig. 8

