

US00D461736S

(12) **United States Design Patent**
De Muralt

(10) **Patent No.:** **US D461,736 S**

(45) **Date of Patent:** **** Aug. 20, 2002**

(54) **WATCH CASE BEZEL**

(75) **Inventor:** **Jean-Vital De Muralt, Monnaz (CH)**

(73) **Assignee:** **Berney-Blondeau S.A. (CH)**

(**) **Term:** **14 Years**

(21) **Appl. No.:** **29/147,333**

(22) **Filed:** **Aug. 28, 2001**

(30) **Foreign Application Priority Data**

Feb. 28, 2001 (XH) DMA/005 211

(51) **LOC (7) Cl. 10-02**

(52) **U.S. Cl. D10/128**

(58) **Field of Search D10/1-40, 122-132;**
368/276-277, 285, 316-317, 294-295

(56) **References Cited**

U.S. PATENT DOCUMENTS

4,253,177 A * 2/1981 Hafner 368/187
D316,676 S * 5/1991 Houlihan et al. D10/32
D371,079 S * 6/1996 Mijatovic D10/39

D386,435 S * 11/1997 Kennedy D10/128
D386,707 S * 11/1997 Woo et al. D10/128
D386,998 S * 12/1997 Saint-Dizier D10/128
D387,289 S * 12/1997 Houlihan D10/30
5,798,984 A * 8/1998 Koch 368/10
D399,758 S * 10/1998 Mendoza D10/30
6,052,339 A * 4/2000 Frenkel et al. 368/230

* cited by examiner

Primary Examiner—Nelson C. Holtje

(74) *Attorney, Agent, or Firm*—McGlew and Tuttle, P.C.


(57) **CLAIM**

The ornamental design for a watch case bezel, as shown and described.

DESCRIPTION

FIG. 1 is a top view of my new watch bezel to be placed around the glass-opening;
FIG. 2 is a rear view thereof;
FIG. 3 is a top side perspective view thereof; and
FIG. 4 is a side view thereof; and,
FIG. 5 is an enlarged detailed view thereof.

1 Claim, 2 Drawing Sheets






Fig. 1




Fig. 2




Fig. 3



Fig. 4




Fig. 5