



US00D461727S

(12) **United States Design Patent**  
**Sandoz**

(10) **Patent No.:** **US D461,727 S**

(45) **Date of Patent:** **\*\* Aug. 20, 2002**

(54) **WATCH**

D383,074 S \* 9/1997 Hayashi ..... D10/32

(75) **Inventor:** **Antoine Sandoz**, La Chaux-de-Fonds  
(CH)

**OTHER PUBLICATIONS**

European Jeweler(G.Z.)Jan. 1988—p.65—watch at  
bottom—right.\*

(73) **Assignee:** **Luxury Timepieces International SA**,  
Neuchatel (CH)

\* cited by examiner

(\*\*) **Term:** **14 Years**

*Primary Examiner*—Nelson C. Holtje

(21) **Appl. No.:** **29/149,980**

(74) *Attorney, Agent, or Firm*—Sughrue Mion, PLLC

(22) **Filed:** **Oct. 26, 2001**

(57) **CLAIM**

(30) **Foreign Application Priority Data**

The ornamental design for a watch, as shown.

Apr. 26, 2001 (XH) ..... DMA/005 280

**DESCRIPTION**

(51) **LOC (7) Cl.** ..... **10-02**

FIG. 1 is a perspective view of the front, one end and one  
side of a watch showing my new design;

(52) **U.S. Cl.** ..... **D10/39**

FIG. 2 is a front view thereof;

(58) **Field of Search** ..... D10/30-39, 122-132;  
368/281-282, 276-277, 285

FIG. 3 is a rear view thereof;

FIG. 4 is a side view of said one side thereof;

(56) **References Cited**

FIG. 5 is a side view of the opposite side thereof;

**U.S. PATENT DOCUMENTS**

FIG. 6 is a end view of said one end thereof; and,

D352,471 S \* 11/1994 Besson ..... D10/39

FIG. 7 is a end view of the opposite end thereof.

**1 Claim, 2 Drawing Sheets**




FIG. 1

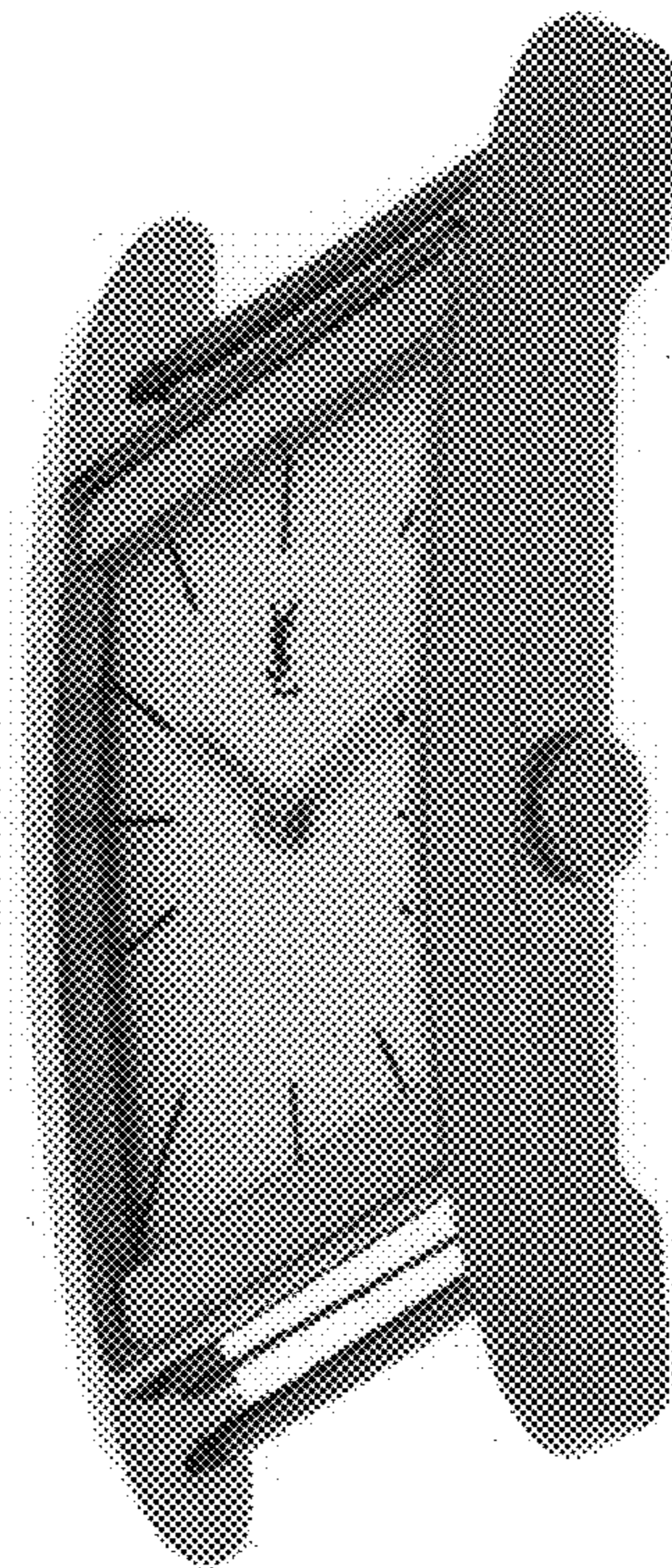


FIG. 2




FIG. 3




FIG. 4




FIG. 6



FIG. 5




FIG. 7

