



US00D461724S

(12) **United States Design Patent**
Roden

(10) **Patent No.:** **US D461,724 S**

(45) **Date of Patent:** **** Aug. 20, 2002**

(54) **WRISTWATCH**

(75) Inventor: **Gerald Roden, Le Sentier (CH)**

(73) Assignee: **Daniel Roth et Gerald Genta Haute Horlogerie SA, Geneve (CH)**

(**) Term: **14 Years**

(21) Appl. No.: **29/146,254**

(22) Filed: **Aug. 8, 2001**

(30) **Foreign Application Priority Data**

Feb. 9, 2001 (XH) DMA/005 278

(51) **LOC (7) Cl.** **10-02**

(52) **U.S. Cl.** **D10/32**

(58) **Field of Search** D10/1-39, 122-132;
368/276-277, 285, 281-282; 224/164, 168,
178; D11/3-25; 63/1.11, 3, 5, 11

(56) **References Cited**

U.S. PATENT DOCUMENTS

D155,765 S * 11/1949 Austin D10/32

D386,697 S * 11/1997 Wunderman D10/32
D400,446 S * 11/1998 Mouawad D10/32
D406,773 S * 3/1999 Gueit et al. D10/32
D414,706 S * 10/1999 Jorst D10/32
D431,475 S * 10/2000 Rabassa D10/32
D450,601 S * 11/2001 Haquet D10/32

* cited by examiner

Primary Examiner—Nelson C. Holtje

(74) *Attorney, Agent, or Firm*—Sughrue Mion, PLLC

(57) **CLAIM**

The ornamental design for a wristwatch, as shown.

DESCRIPTION

FIG. 1 is a perspective view of the front and one side showing my new design;
FIG. 2 is a front view thereof;
FIG. 3 is a rear view thereof;
FIG. 4 is a side view thereof;
FIG. 5 is a side view of an opposite side;
FIG. 6 is an end view of one end thereof; and,
FIG. 7 is an end view of an opposite end thereof.

1 Claim, 2 Drawing Sheets



FIG. 1



FIG. 2




FIG. 3




FIG. 4




FIG. 6




FIG. 5



FIG. 7

