



US00D461723S

(12) **United States Design Patent**
Wunderman

(10) **Patent No.:** **US D461,723 S**

(45) **Date of Patent:** **** Aug. 20, 2002**

(54) **TRAPEZE WATCH AND BAND**

(75) **Inventor:** **Severin S. Wunderman**, Los Angeles, CA (US)

(73) **Assignee:** **Montres Corum S.A.**, Chaux-de-Fonds (CH)

(**) **Term:** **14 Years**

(21) **Appl. No.:** **29/145,576**

(22) **Filed:** **Jul. 25, 2001**

(30) **Foreign Application Priority Data**

Jul. 2, 2001 (XH) DMA/005 174

(51) **LOC (7) Cl.** **10-02**

(52) **U.S. Cl.** **D10/32**

(58) **Field of Search** D10/1-39, 122-132;
368/276-277, 285, 281-282; 224/164, 168,
178; D11/3-25; 63/1.11, 3, 5, 11

(56) **References Cited**

U.S. PATENT DOCUMENTS

D145,645 S * 10/1946 Ostier D10/30
D145,673 S * 10/1946 Ostier D10/30

D145,674 S * 10/1946 Ostier D10/30
D245,231 S * 8/1977 Kleiner D10/32
D362,397 S * 9/1995 Helleu D10/32
D398,541 S * 9/1998 Voegeli D10/32
D422,222 S * 4/2000 Wunderman D10/30
D443,834 S * 6/2001 Wunderman D10/32

* cited by examiner

Primary Examiner—Nelson C. Holtje

(74) *Attorney, Agent, or Firm*—Colucci & Umans; Peter C. Michalos; Angelo Notaro

(57) **CLAIM**

The ornamental design for a trapeze watch and band, as shown and described.

DESCRIPTION

FIG. 1 is a perspective view of a watch and band showing my new design thereof;
FIG. 2 is a front view thereof,
FIG. 3 is a rear view thereof;
FIG. 4 is a right side view thereof;
FIG. 5 is a left side view thereof;
FIG. 6 is a top view thereof; and,
FIG. 7 is a bottom view thereof.

1 Claim, 2 Drawing Sheets




FIG. 1



FIG. 2




FIG. 3




FIG. 4




FIG. 6




FIG. 5




FIG. 7

