



US00D461721S

(12) **United States Design Patent**
Ewing

(10) **Patent No.:** **US D461,721 S**

(45) **Date of Patent:** **** Aug. 20, 2002**

(54) **CLOCK**

(75) **Inventor:** **Dewey M. Ewing**, 1265 Warner Hill Rd., Stratford, CT (US) 06497

(73) **Assignee:** **Dewey M. Ewing**, Stratford, CT (US)

(**) **Term:** **14 Years**

(21) **Appl. No.:** **29/111,031**

(22) **Filed:** **Sep. 16, 1999**

D312,576 S	*	12/1990	Franczak	D10/6
D312,923 S		12/1990	Bleazard	D6/300
D314,516 S	*	2/1991	Mukoyama	D10/24
D318,021 S	*	7/1991	Mukoyama	D10/24
D331,704 S	*	12/1992	Moore	D10/21
D332,149 S		12/1992	Bartlett	D25/136
5,216,642 A		6/1993	Ridders	368/10
D338,162 S	*	8/1993	Hicks	D10/52
D347,179 S	*	5/1994	Oyanagi	D10/25
5,557,586 A	*	9/1996	McCuan et al.	368/80
D409,843 S	*	5/1999	Chevallier	D6/300
D416,203 S	*	11/1999	Ewing	D10/24

Related U.S. Application Data

(63) Continuation-in-part of application No. 29/078,673, filed on Oct. 29, 1997, now Pat. No. Des. 416,203.

(51) **LOC (7) Cl.** **10-01**

(52) **U.S. Cl.** **D10/24; D10/2**

(58) **Field of Search** D10/1-40, 122-132; 368/10, 276, 277, 285, 316-317, 280-282; D6/300-302, 310

(56) **References Cited**

U.S. PATENT DOCUMENTS

1,144,913 A	*	6/1915	O'Quinn	40/718
2,132,476 A		10/1938	Holm		
2,934,886 A		5/1960	Kaufman		
D199,856 S		12/1964	Judson et al.	D10/24
D209,844 S		1/1968	D'Ercoli et al.	D10/24
D212,338 S		10/1968	Daher et al.	D10/24
D221,243 S		7/1971	Guth et al.	D10/25
3,745,680 A	*	7/1973	Faust	40/732
D244,158 S	*	5/1977	Averill	D6/300
D288,630 S	*	3/1987	Haugen	D6/300

OTHER PUBLICATIONS

KLOCKIT 1999 Spring Catalog, pp. 43-44 (for diagrams of hands selections and dial templates).

* cited by examiner

Primary Examiner—Jeffrey Asch

(74) *Attorney, Agent, or Firm*—Lahive & Cockfield, LLP; Ann Lamport Hammitte

(57) **CLAIM**

The ornamental design for a clock, as shown and described.

DESCRIPTION

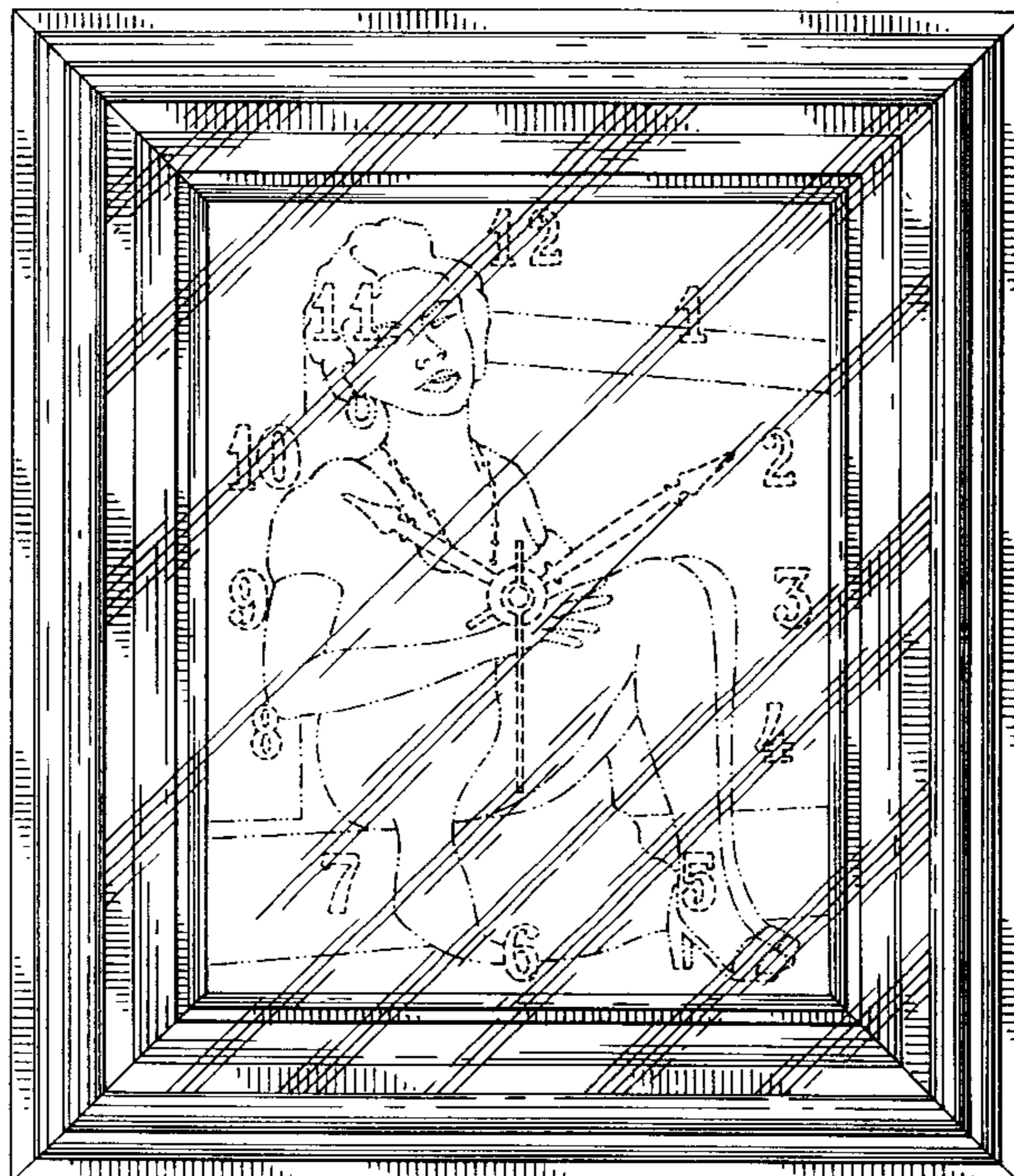
FIG. 1 is a front plan view of my ornamental design for a clock, wherein the broken lines shown in the figure are for illustrative purposes only and not a part of the claimed design.

FIG. 2 is a top view of the design;

FIG. 3 is a back view of the design; and,

FIG. 4 is a side view of the design.

1 Claim, 2 Drawing Sheets



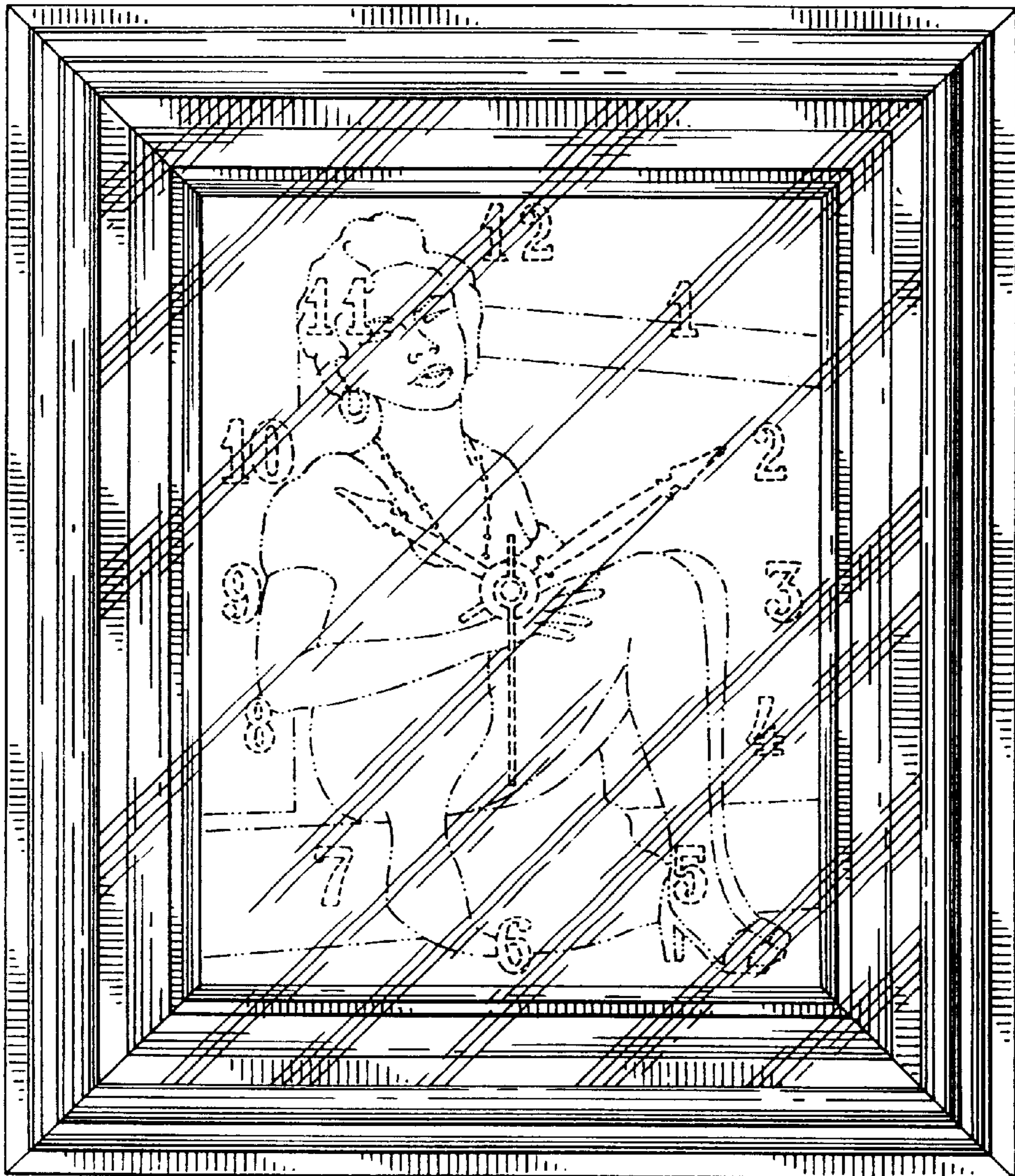


FIG. 1

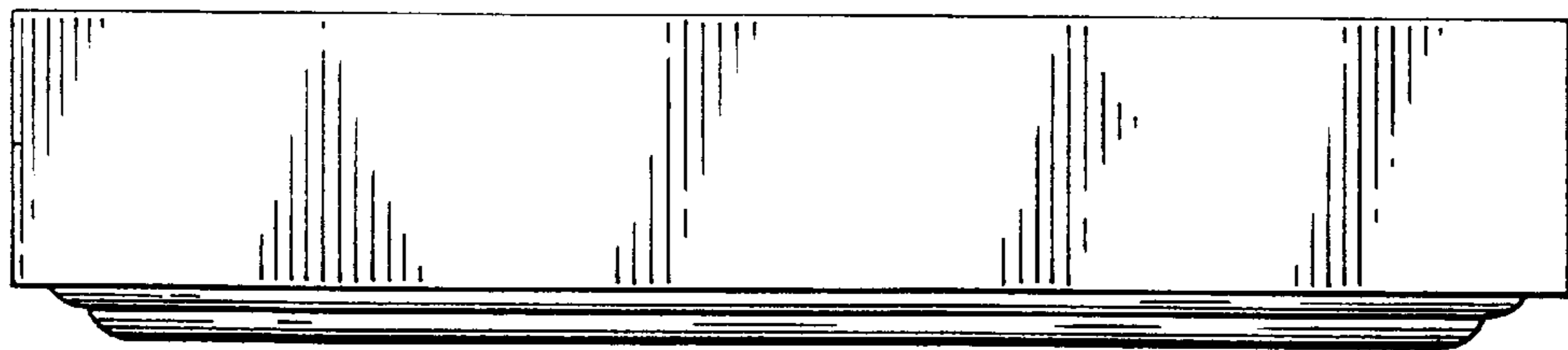


FIG. 2

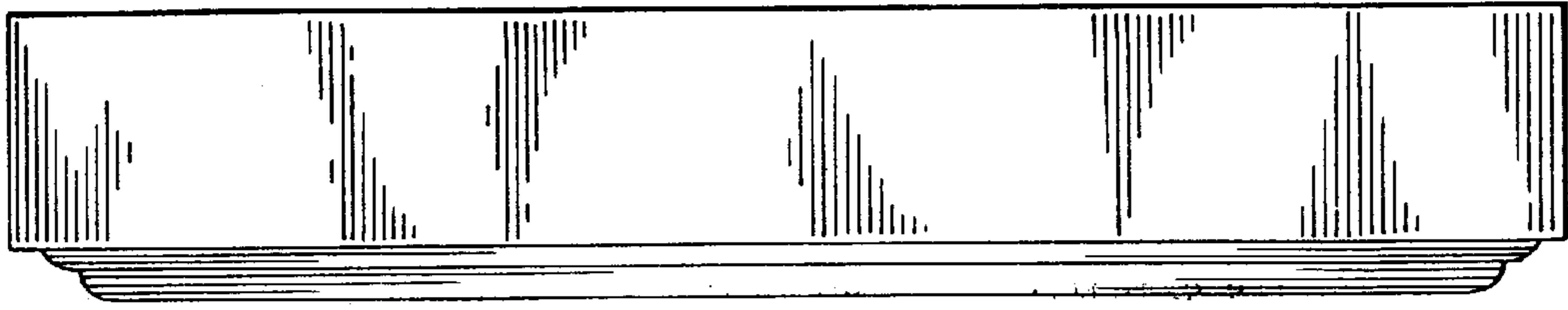


FIG. 4




FIG. 3

UNITED STATES PATENT AND TRADEMARK OFFICE
CERTIFICATE OF CORRECTION

PATENT NO. : Des. 461,721 S
DATED : August 20, 2002
INVENTOR(S) : Dewey M. Ewing

Page 1 of 1

It is certified that error appears in the above-identified patent and that said Letters Patent is hereby corrected as shown below:

Title page,

Item [73], insert -- [*] Notice: This Patent is subject to a terminal disclaimer. --.

Signed and Sealed this

Twenty-first Day of January, 2003

A handwritten signature in black ink, appearing to read "James E. Rogan", written over a horizontal line.

JAMES E. ROGAN
Director of the United States Patent and Trademark Office